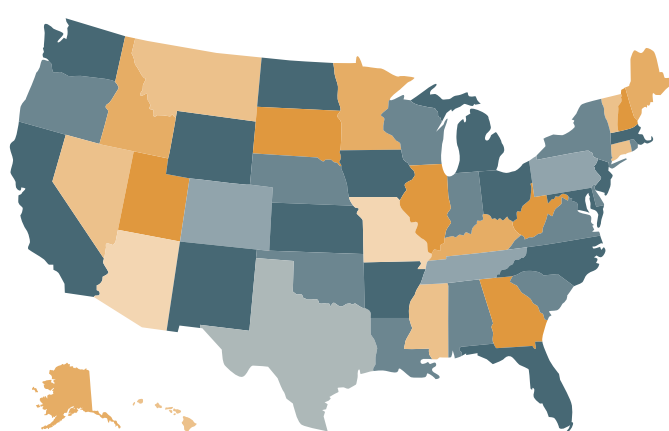


PACE IS GROWING



31 states have PACE programs

■ States with a PACE program
■ States with no PACE program

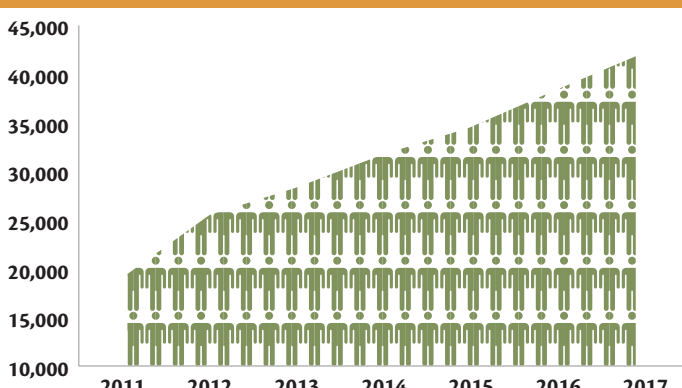
122 Sponsoring Organizations

239 PACE Centers
as of 6/1/17

PACE ENROLLMENT ELIGIBILITY

- Age 55 or over
- Live in the PACE service area
- Certified to need nursing home care
- Able to live safely in the community with PACE support at time of enrollment

PACE ENROLLMENT 42,000+



PACE SERVES OUR SENIORS

NEED NURSING HOME LEVEL OF CARE

100%

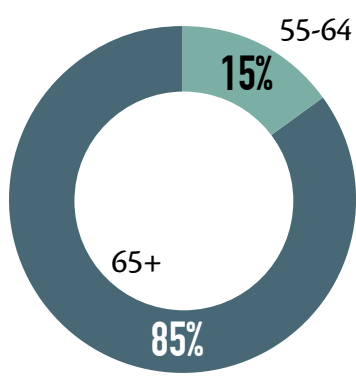
95%

Live in the community
Live in nursing homes

5%

77

Average age



70% WOMEN

30% MEN

16 TRIPS
PER MONTH
PER PARTICIPANT

NEED HELP WITH ACTIVITIES OF DAILY LIVING



1-2: 26%

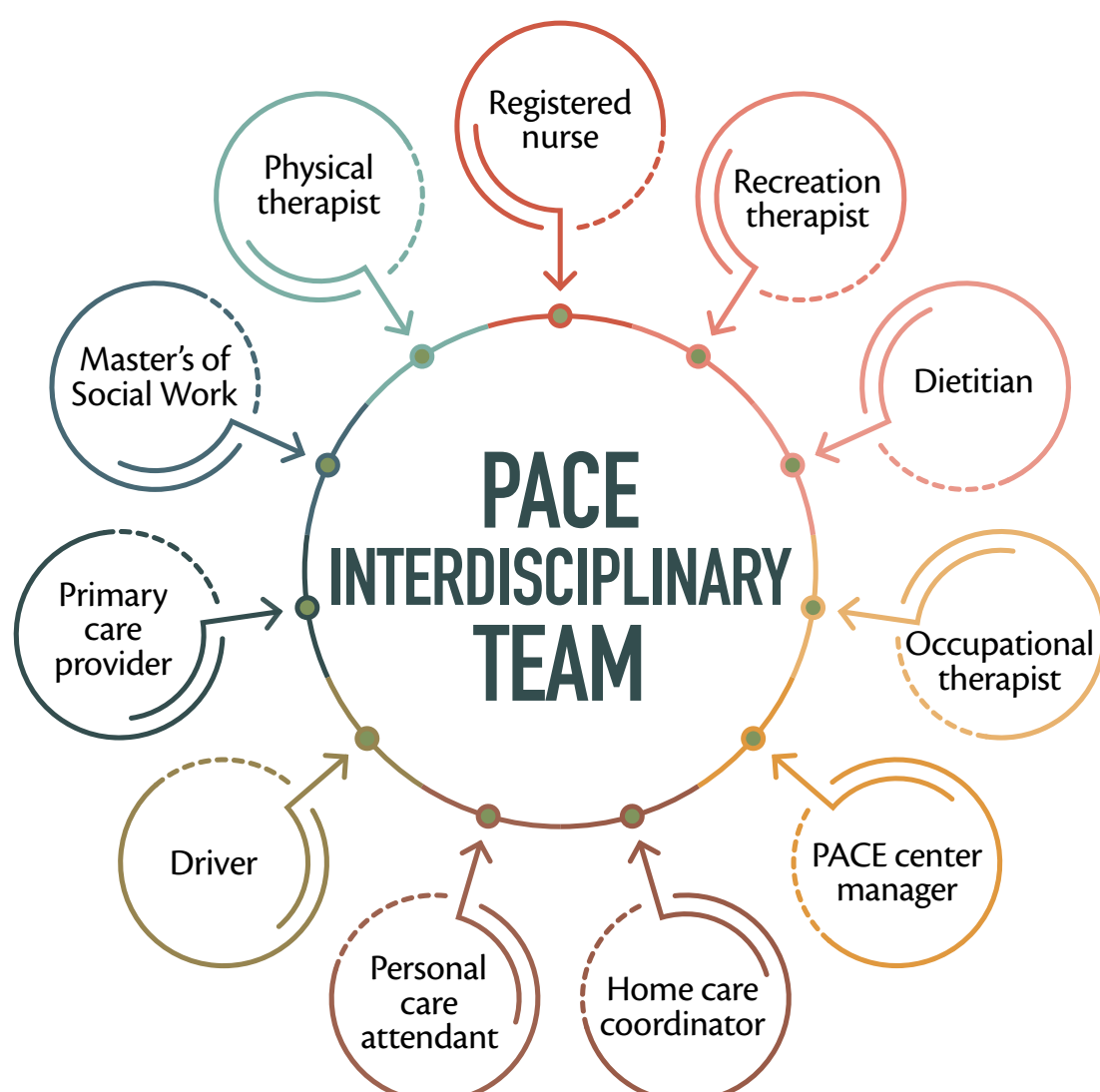
3-4: 25%

5-6: 35%

Average number of ADLs with which participants need assistance

PACE PROVIDES HIGH-QUALITY CARE

EMPLOYEES OF PACE ORGANIZATIONS



PACE
HOSPITAL
READMISSION
RATE

19.1%

30-Day All Cause Hospital Readmission Rates. Comparable rate for all age 65 dual eligible enrollees is 22.9% and Medicare fee-for-service beneficiaries is 19.6%.



1 LESS THAN
ER VISIT
PER YEAR

TOP 5 DIAGNOSES OF PACE PARTICIPANTS

- ✓ Vascular Disease
- ✓ Diabetes with Chronic Complications
- ✓ Congestive Heart Failure
- ✓ Major Depressive, Bipolar and Paranoid Disorders
- ✓ Chronic Obstructive Pulmonary Disease



47% Dementia

IN AN AVERAGE MONTH

9 Prescriptions

8 Visits to PACE Center

10 Personal Care Contacts

4 Therapy (PT/OT) Encounters

PACE STRENGTHENS THE COMMUNITY



PACE SERVES

13,666 MEALS
A DAY

PACE PARTICIPANTS

90% Are dually eligible for Medicaid and Medicare

9% Are Medicaid-only

1% Pay a premium (Medicare-only or other)

WHAT KIND OF ORGANIZATIONS OPERATE PACE?

