



Stallion

C O L L E C T I O N

of interior passage doors



New Options: Page

- Louver Panels 6
- V-Grooves & More..... 7
- Inlay/Applied Mouldings... 9
- New Species 11
- Before & After Photos 17

Your Home... Your Choice.

Welcome to the "Stallion"

Collection of distinctive interior stile and rail wood doors. Whether you already know what you want or are just beginning to discover the possibilities, thank you for considering "Stallion Doors."

In creating our line of doors, we set out to assure that you will be able to find the doors that are perfect for your home. There is something for everyone and something for every room!

Our extensive selection of door designs, species, glass and panel construction includes many choices. You can even mix species or replace any wood panels with glass, chalkboard or marker board; or replace any straight panels with a louver. You now have the freedom to choose a door for your unique style that is distinctly you.

Stallion Doors work great for new construction or remodeling; we make them to any size without an up-charge for nonstandard sizes.

We are proud of the beautiful doors in our collection, and take pleasure in knowing that we set the pace in our industry for selection, quality, innovation and customer satisfaction.

Ask your building products supplier for Stallion Doors. By choosing Stallion, you are choosing strength, beauty and distinction for your home and lasting enjoyment for years to come.

More than 470 Designs
of panel or glass doors
available in
14 different species



CONTENTS

| | |
|-------------|---------------------------|
| 1-5 | Ideas For Your Home |
| 6..... | Louvers |
| 7..... | V-Grooves & More |
| 8..... | Chalkboard Doors |
| 9..... | Inlay & Applied Mouldings |
| 10-11 | Wood Species Selections |
| 12-16 | Panel Door Series |
| 17..... | Before & After Photos |
| 18-29 | Unlimited Door Designs |
| 30..... | Glass Door Series |
| 31..... | Glass Door Designs |
| 32-33 | Quick-Ship Doors |
| 34..... | Ideas For Your Home |
| 35..... | General Information |



Cherry 9 Lite Beveled TDL



Cherry Saratoga #58 / 13 Lite TDL #13-1

Stallion

First Choice of Distinctive Builders!



Cherry Saratoga #6A
Cherry 9 Lite Beveled TDL



Cherry Preakness #22



Maple 15 Lite TDL



Maple Saratoga #11



Stallion offers Choices within the Same Design...



Saratoga #54
Shown in
Knotty Alder and
Painted

Choose any
Stainable or Paintable
species for your
design choice



Preakness #65 Shown in Cherry and Painted



Canterbury #3B Shown
in Cherry and Painted



...even Choices
within the Same Door!

Stainable one side,

Paintable other side!



Saratoga #6A with
Cherry side and Painted side



10 Lite TDL with
Red Oak side and Painted side

Or add
Grooves to
a Panel or
Replace it
with a
Louver




Derby #22 Yellow Poplar with Grooved
Top Panel and Louver Bottom Panel

...or replace any Wood Panel with Glass for MORE options!



Painted
Saratoga #3B



Cherry Saratoga #3K



*The Choice
is Yours!*



Maple Saratoga #21



Cherry #21



Cherry #12



Maple 9 Lite TDL
w/Glue Chip Glass in Center

*...or Customize the
look by Replacing
Glass Panels with
Different Glass!*



Saratoga #21 Red Oak



Saratoga #21 Red Oak
shown with Louver options



Derby #48 Red Oak



Canterbury #43 Red Oak

*For More Choices...
Replace ANY square panel
with a louver – Raised or Flat!*



Saratoga #37 Red Oak



Saratoga #37 Red Oak
shown with Louver options



Saratoga #11 Red Oak



*V-Grooves, Rabbeted Edge Panels,
Clavos and more!*

Stallion



Saratoga #22 Birch
with V-Grooved Flat Panels



Santa Rosa #21 Red Oak
Rabbeted Edge Flat Panels without V-Grooves





Santa Rosa #22 Red Oak
with V-Grooves, Clavos &
Decorative Brackets

*Stallion has the
options....
to create any
look you want!*



Derby #22 Yellow Poplar with
V-Grooved Top Panel and
Louver Bottom Panel



*Add
"V-Grooves"
to any panel
Raised or Flat
All Species
Any Design*



Stallion offers Chalkboard & Markerboard Choices...



Knotty Alder Saratoga #11 w/Black Chalkboard




Cherry Canterbury #3B
w/Markerboard

Stallion "Chalkboard and Markerboard Doors" work great in your kitchen, laundry room or den.

Post your messages in chalk or marker and attach notes and photos with a magnet. Available on one side or both in any door design, species and size to match other doors in your home. Chalkboard available in green or black.



Painted Saratoga #12 w/Black Chalkboard



Maple #14
w/Black Chalkboard



Birch Saratoga #11 w/Green Chalkboard

Have you considered these options...

Stallion



*Creative Inlay
or
Applied Mouldings?*



Home Theatre Doors shown in
Maple Saratoga #21 with
Walnut inlays



Birch Saratoga #3D with
"Applied Mouldings"



Hickory Saratoga #47 with
Walnut or Hickory inlay
"Butterfly Joints"

Cherry Saratoga #21 with
"Applied Mouldings"



RED OAK hardwoods are chosen for their prominent and beautiful grain patterns which vary from a close-knit vertical grain to a sweeping arch. Some color variation is possible in its natural state. **(BELMONT #61)**



VERTICAL GRAIN PINE is a soft wood that is usually light colored with pink-brown variations offering an ideal surface for stained or painted finishes. The vertical grain cut provides a uniform yet elegant look to the door. **(PREAKNESS #27)**



KNOTTY PINE is a soft wood that is usually light colored with pink-brown variations in color. The knotty grade is an ideal choice for a rustic door offering its own unique charm with its mix of color, knots and character. **(DERBY #61)**



CATHEDRAL PINE is a soft wood that is usually light colored with pink-brown variations in color. The flowing, majestic look of the arched grain will add regal appeal to any room it resides in. **(DERBY #61)**



HICKORY is a hardwood with a coarse texture and closed grain. It is typically a straight grained wood with some waviness. Hickory's contrasting colors range from white to reddish-brown. **(SARATOGA #47)**



BIRCH is a hardwood with smooth, fine, uniform grain and characteristic light coloring. Colors can vary from creamy white to medium brown. **(SARATOGA #3D)**



CHERRY hardwoods are rich in color and have a smooth texture with flowing grain patterns. Cherry has a pinkish hue and can exhibit shades of white, yellow, green and gray. Small spots, holes and flecks are characteristic. **(DERBY #3B)**



MAPLE is a close grained hardwood which possesses a uniform texture. It is usually straight grained but is sometimes found with highly figured birdseye or burl grain. Colors can vary from creamy white to light brown. **(SARATOGA #14)**



ALDER is a relatively soft wood ranging in color from white through pinkish to light brown. Its fine textured grain stains and finishes well. Occasional small knots or other similar character marks can be found in a clear alder grade. (**DERBY #22**)



WALNUT hardwood ranges in color from creamy white to dark brown. Typically a straight grained wood, however, this species produces a greater variety of figure types than any other. It stains and finishes well. (**PREAKNESS #64**)



KNOTTY ALDER has the same color range (from white through pinkish to light brown) as the clear alder grade but with more and larger knots and other natural occurring defects that make this distressed look so appealing. (**SARATOGA #21**)



MAHOGANY is a fine grained hardwood with a medium texture. The grain is straight but may contain parallel runs resembling ribbons. Color is generally reddish brown but may sometimes be lighter with a pale red to grayish tinge. (**PREAKNESS #4C**)



WHITE OAK hardwood ranges in color from light to dark brown. The medium coarse grain has long rays, giving White Oak more figure than Red Oak. Its textured grain stains and finishes well. (**SARATOGA #54**)



YELLOW POPLAR hardwoods, with their smooth texture and fine grain, offer an ideal surface for stained or painted finishes. Poplar is yellow in color with occasional streaks of gray and green. (**DERBY #49**)



MIXED SPECIES –Combine species for a custom look that's uniquely your own. Sample shown combines Birch panels with Cherry stiles and rails. (**SARATOGA #37**)



PAINTABLE SPECIES – Some species with fine textured grain such as Poplar, Birch or Maple make an excellent choice for a painted door. (**DERBY #35**)

Derby Series Double-Hip Raised Panel

Shown in Red Oak Door Design #53

Stallion

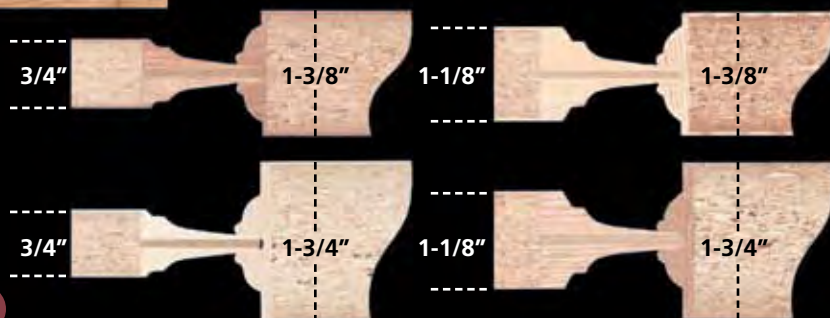


Available in all species



Derby Series Doors feature *Double Hip Raised Panels* with distinctive lines and stylish elegance. Available in the following size options:

DOOR DETAIL



Specifications: (nominal)

| | Passage Doors | Bifold Doors |
|------------------------|------------------|------------------|
| 6'8" | | |
| Stiles (Face) | 4-1/16" | 1-7/8" |
| Top Rails (Face) | 4-3/32" | 4-3/32" |
| Cross Rails (Face) | 3-3/4" | 3-3/4" |
| Lock Rail (Face) | 7-1/16" | 7-1/16" |
| Bottom Rail (Face) | 8-7/8" | 8-7/8" |
| Mullions (Face) | 3-3/4" | NA |
| Stile & Rail Thickness | 1-3/8" or 1-3/4" | 1-3/8" or 1-3/4" |
| Panel Thickness | 3/4" or 1-1/8" | 3/4" or 1-1/8" |
| Door Height (Standard) | 80" | 79" |

• Precision cut and fit components for tight joints and lasting quality

Profiles are Not To Scale.




Available in all species



Preakness Series Doors feature Single Hip Raised Panels with smooth, crisp lines for classic styling. Available in the following size options:

DOOR DETAIL



Specifications: (nominal)

| | Passage Doors | Bifold Doors |
|------------------------|------------------|------------------|
| 6'8" | | |
| Stiles (Face) | 4-1/16" | 1-7/8" |
| Top Rails (Face) | 4-3/32" | 4-3/32" |
| Cross Rails (Face) | 3-3/4" | 3-3/4" |
| Lock Rail (Face) | 7-1/16" | 7-1/16" |
| Bottom Rail (Face) | 8-7/8" | 8-7/8" |
| Mullions (Face) | 3-3/4" | NA |
| Stile & Rail Thickness | 1-3/8" or 1-3/4" | 1-3/8" or 1-3/4" |
| Panel Thickness | 3/4" or 1-1/8" | 3/4" or 1-1/8" |
| Door Height (Standard) | 80" | 79" |

• Precision cut and fit components for tight joints and lasting quality

Profiles are Not To Scale.




Available in all species



DOOR DETAIL

Saratoga Series Doors feature Flat Panels with Flat Sticking characteristic of the “mission style” architecture popular in the early 1900s. Available in the following size options:



Specifications: (nominal)

| | Passage Doors | Bifold Doors |
|------------------------|------------------|------------------|
| 6'8" | | |
| Stiles (Face) | 4-11/32" | 2-3/16" |
| Top Rails (Face) | 4-3/8" | 4-3/8" |
| Cross Rails (Face) | 4-5/16" | 4-5/16" |
| Lock Rail (Face) | 7-5/8" | 7-5/8" |
| Bottom Rail (Face) | 9-3/16" | 9-3/16" |
| Mullions (Face) | 4-5/16" | NA |
| Stile & Rail Thickness | 1-3/8" or 1-3/4" | 1-3/8" or 1-3/4" |
| Panel Thickness | 1/2" | 1/2" |
| Door Height (Standard) | 80" | 79" |

• Precision cut and fit components for tight joints and lasting quality

Profiles are Not To Scale.

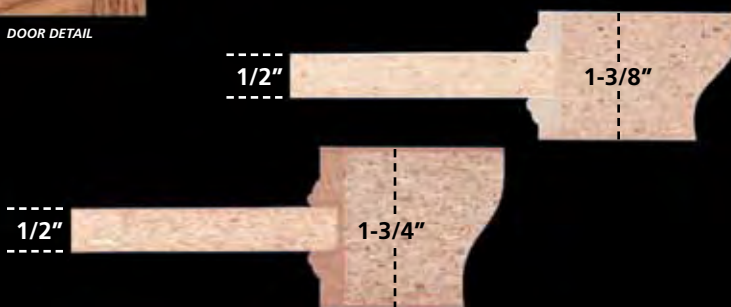


Available in all species



DOOR DETAIL

Canterbury Series Doors feature *Flat Panels with Profiled Sticking* – a slight touch of detail added to the simplicity of flat panels. Available in the following size options:



Specifications: (nominal)

| | Passage Doors | Bifold Doors |
|------------------------|------------------|------------------|
| 6'8" | | |
| Stiles (Face) | 4-7/32" | 2-1/16" |
| Top Rails (Face) | 4-1/4" | 4-1/4" |
| Cross Rails (Face) | 4-1/16" | 4-1/16" |
| Lock Rail (Face) | 7-3/8" | 7-3/8" |
| Bottom Rail (Face) | 9-1/16" | 9-1/16" |
| Mullions (Face) | 4-1/16" | NA |
| Stile & Rail Thickness | 1-3/8" or 1-3/4" | 1-3/8" or 1-3/4" |
| Panel Thickness | 1/2" | 1/2" |
| Door Height (Standard) | 80" | 79" |

- Precision cut and fit components for tight joints and lasting quality

Profiles are Not To Scale.

Santa Rosa Series

V-Grooved Flat Panel with Rabbeted Panel Edge
Shown in Door Design #11

Stallion



Pictured in Red Oak



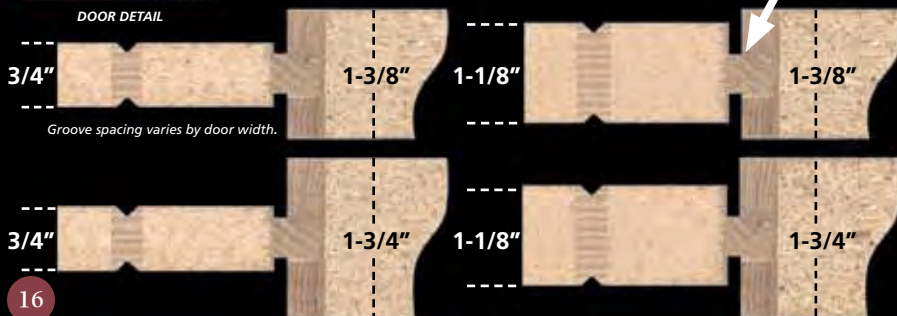
DOOR DETAIL

Santa Rosa Series

Doors feature V-Grooved Flat Panels. The clean but distinctive shadow lines are what make this door so popular. Available in the following size options:



Rabbeted Panel Edge Detail



Groove spacing varies by door width.

Specifications: (nominal)

| | Passage Doors | Bifold Doors |
|------------------------|------------------|------------------|
| 6'8" | | |
| Stiles (Face) | 4-11/32" | 2-3/16" |
| Top Rail (Face) | 4-3/8" | 4-3/8" |
| Cross Rails (Face) | 4-5/16" | 4-5/16" |
| Lock Rail (Face) | 7-5/8" | 7-5/8" |
| Bottom Rail (Face) | 9-3/16" | 9-3/16" |
| Mullions (Face) | 4-5/16" | N/A |
| Stile & Rail Thickness | 1-3/8" or 1-3/4" | 1-3/8" or 1-3/4" |
| Panel Thickness | 3/4" or 1-1/8" | 3/4" or 1-1/8" |
| Door Height (Standard) | 80" | 79" |

• Precision cut and fit components for tight joints and lasting quality

Groove spacing varies by door width. Profiles are Not To Scale.

Before & After... What a Difference a Stallion Door Makes!

Let your Doors do the talking...

From this...



Flush Door



...to **THIS!**

Raised Panel Design
Red Oak Derby #41



Painted



#11D Knotty Alder Chalkboard



Flush Door



#21D Cherry with Glass Panels



Flush Door



#54D Knotty Alder Saratoga



Flush Door



#3AD Red Oak Canterbury




Flush Door



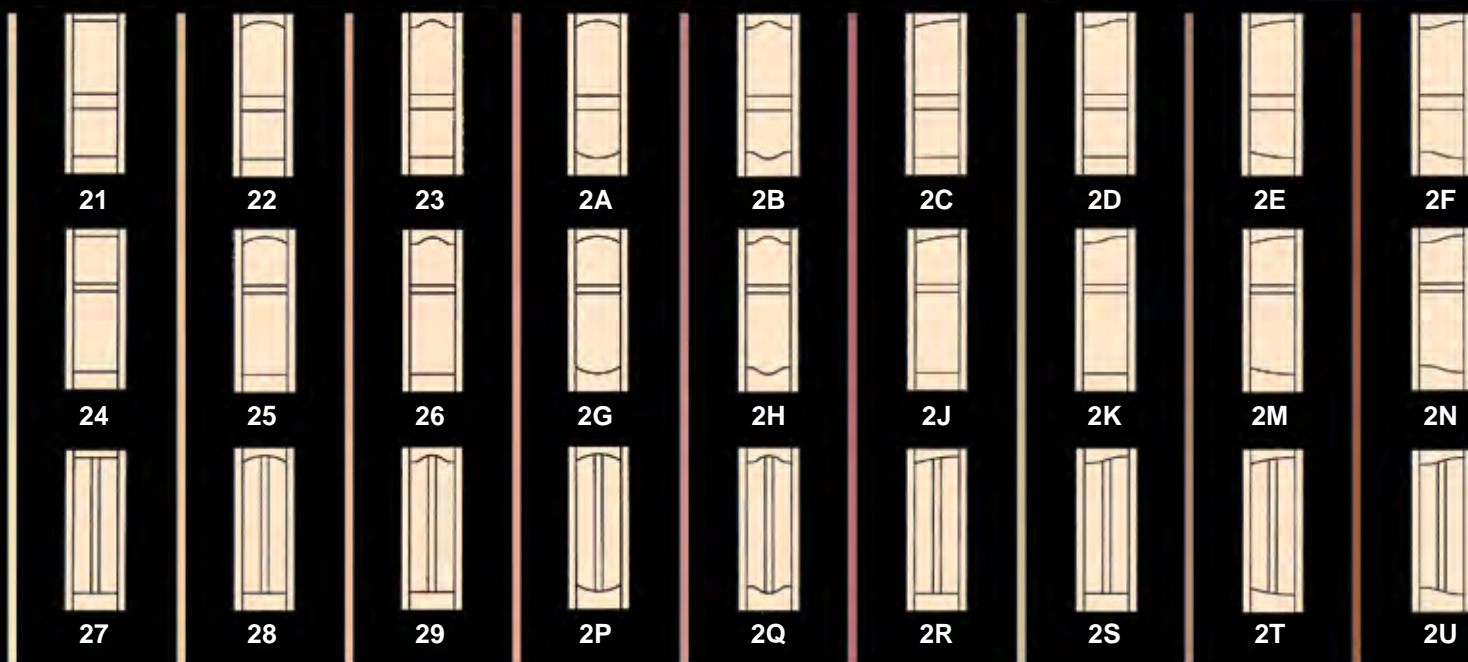
#37D Red Oak Saratoga



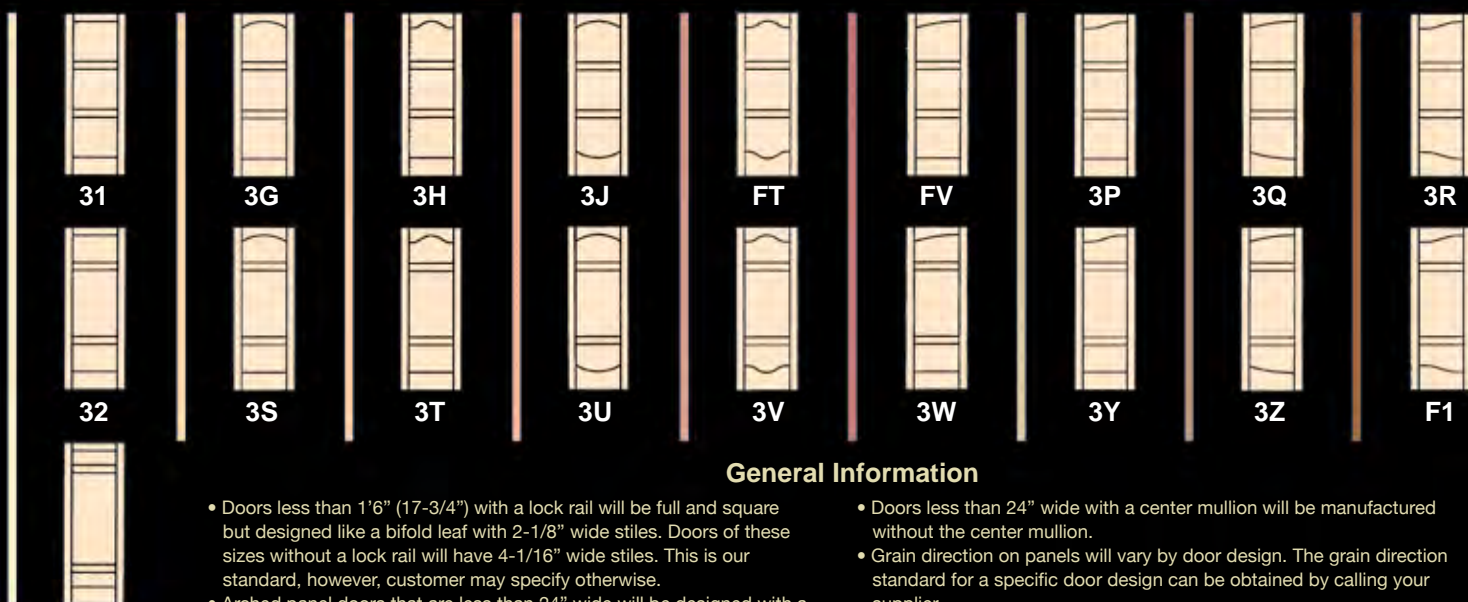
1 Panel Doors



2 Panel Doors



3 Panel Doors

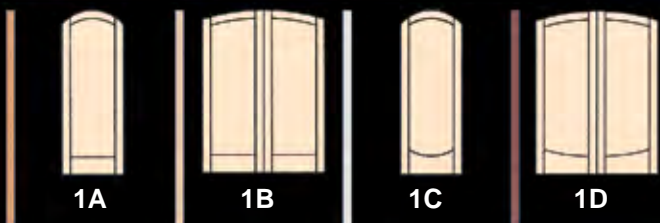


General Information

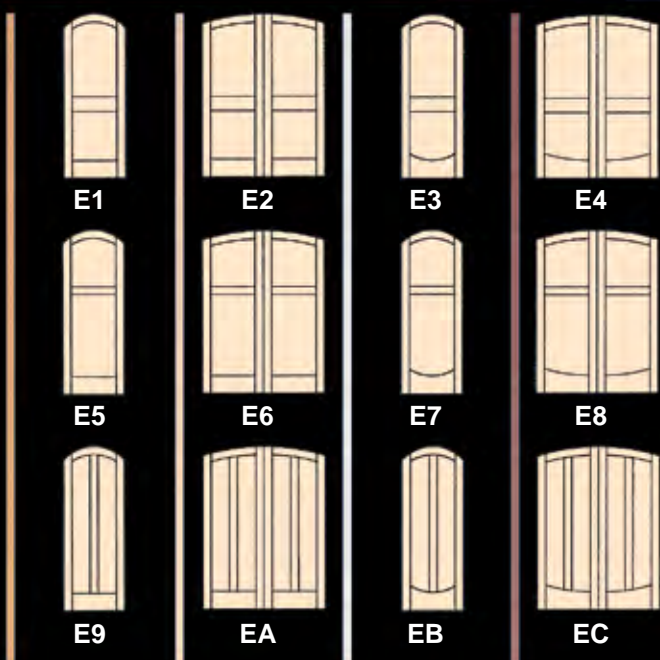
- Doors less than 1'6" (17-3/4") with a lock rail will be full and square but designed like a bifold leaf with 2-1/8" wide stiles. Doors of these sizes without a lock rail will have 4-1/16" wide stiles. This is our standard, however, customer may specify otherwise.
- Arched panel doors that are less than 24" wide will be designed with a common arch (half arch). When used in a double-door application, the half arch of each door creates a full common arch for the opening.
- Doors less than 24" wide with a center mullion will be manufactured without the center mullion.
- Grain direction on panels will vary by door design. The grain direction standard for a specific door design can be obtained by calling your supplier.
- Bifold doors will be undersized by 1/4" per leaf in width and 1" per leaf in height.



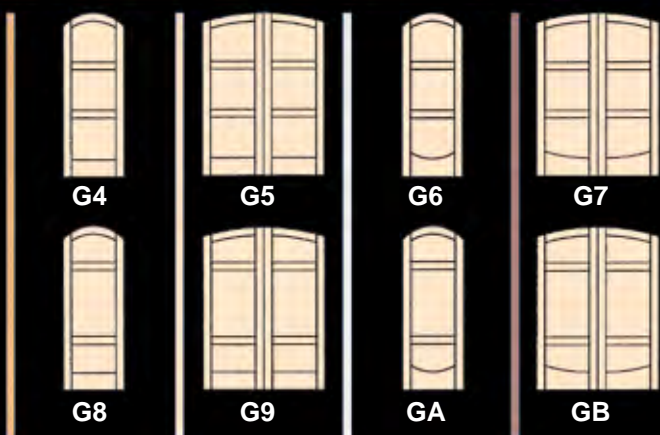
1 Panel Doors continued



2 Panel Doors continued



3 Panel Doors continued



Maple Saratoga #11



8/0 Cherry Preakness #2C




8/0 Cherry Preakness #22



8/0 Cherry Preakness #2C



Birch Saratoga #31
Birch 15 Lite V-Groove
















































8/0 Cherry Derby #32

Can't Find What You're Looking For?
Custom sizes and designs can be made to fit your order!
You make the call. We'll make the door.





















| | | | | | | | | |
|--|---|---|---|---|--|---|---|---|
|  |  |  |  |  |  |  |  |  |
| STRAIGHT PANEL | CURVED ARCH TOP | EYEBROW ARCH TOP | CURVED ARCH TOP & BOTTOM | EYEBROW ARCH TOP & BOTTOM | CURVED COMMON ARCH TOP | EYEBROW COMMON ARCH TOP | CURVED COMMON ARCH TOP & BOTTOM | EYEBROW COMMON ARCH TOP & BOTTOM |

3 Panel Doors *continued*

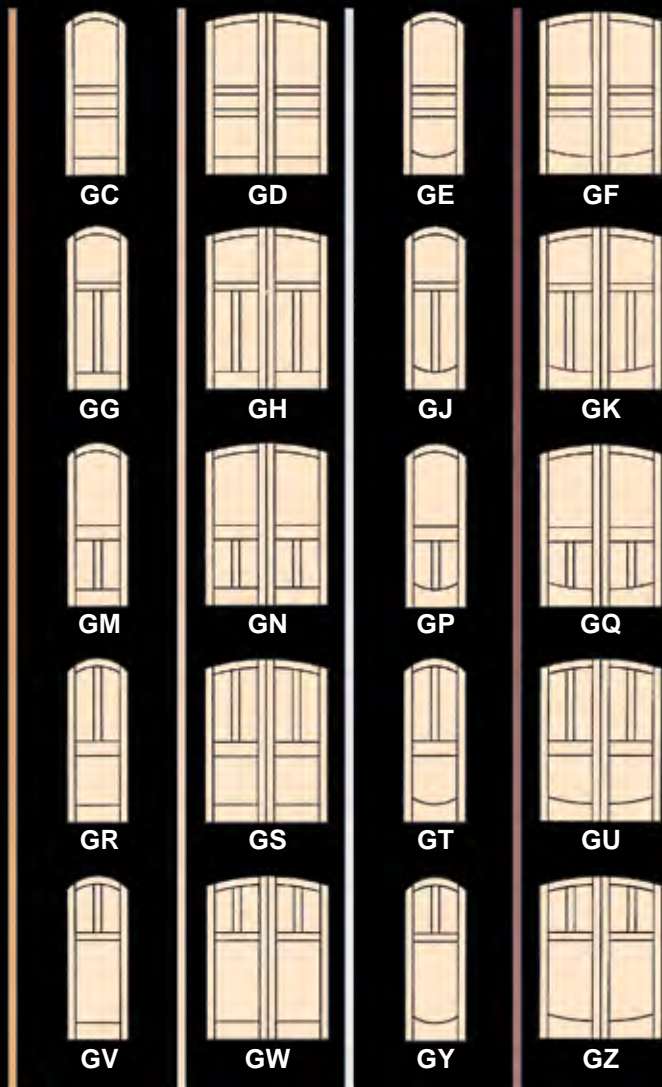
| | | | | | | | | |
|---|---|---|---|---|--|---|---|---|
|  |  |  |  |  |  |  |  |  |
| 34 | 35 | 36 | F2 | F3 | F4 | F5 | F6 | F7 |
|  |  |  |  |  |  |  |  |  |
| 37 | 38 | 39 | F8 | F9 | FA | FB | FC | FD |
|  |  |  |  |  |  |  |  |  |
| 3A | 3B | 3C | FE | FF | FG | FH | FJ | FK |
|  |  |  |  |  |  |  |  |  |
| 3D | 3E | 3F | FM | FN | FP | FQ | FR | FS |
|  |  |  |  |  |  |  |  |  |
| 3K | 3M | 3N | FW | FY | FZ | G1 | G2 | G3 |

4 Panel Doors

| | | | | | | | | |
|---|---|---|---|---|--|---|---|---|
|  |  |  |  |  |  |  |  |  |
| 41 | 42 | 43 | J2 | J3 | J4 | J5 | J6 | J7 |
|  |  |  |  |  |  |  |  |  |
| 44 | 45 | 46 | J8 | J9 | JA | JB | JC | JD |



3 Panel Doors continued



Cherry Saratoga #3D



Cherry Saratoga #3K



Birch Saratoga #3K



Cherry Canterbury #3A

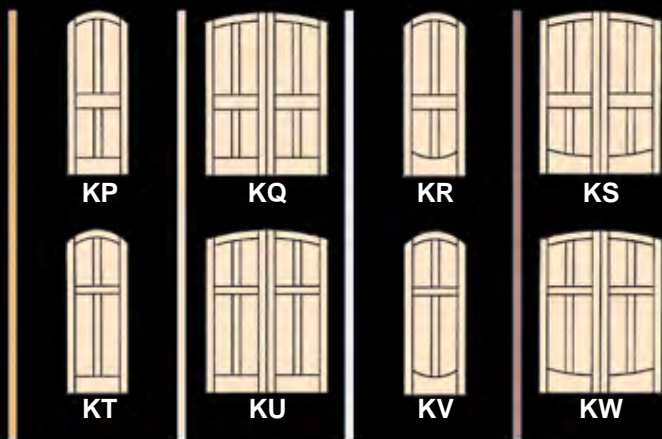


Red Oak Saratoga #37



Cherry Preakness #41

4 Panel Doors continued



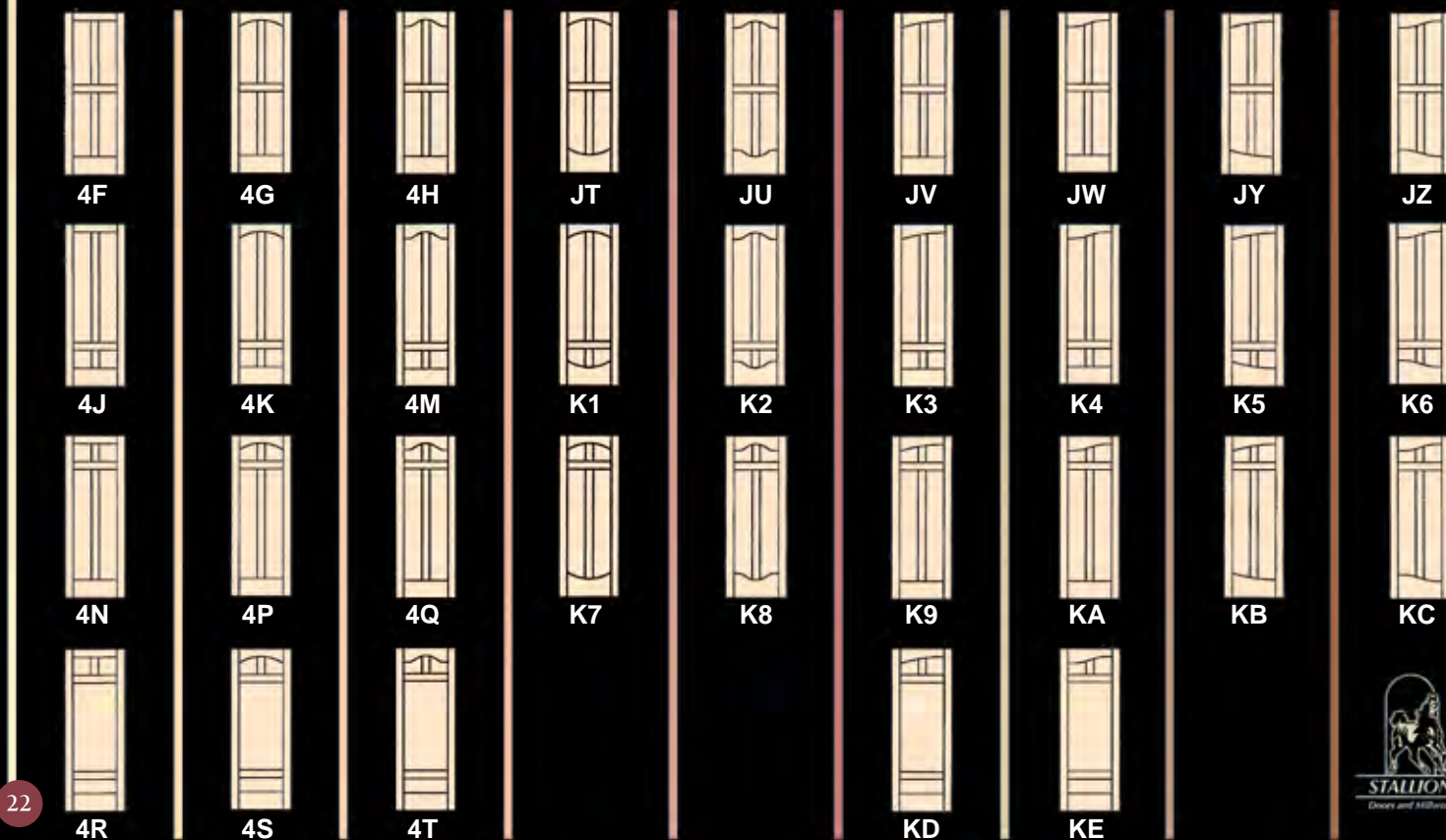
Cherry Preakness #GN



Cherry Preakness #3B


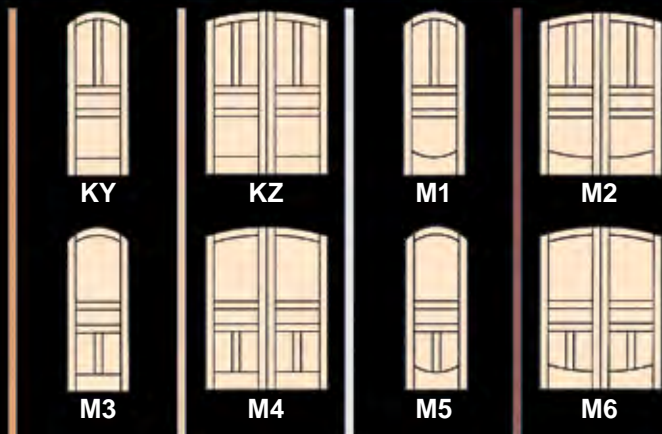


4 Panel Doors *continued*





4 Panel Doors *continued*

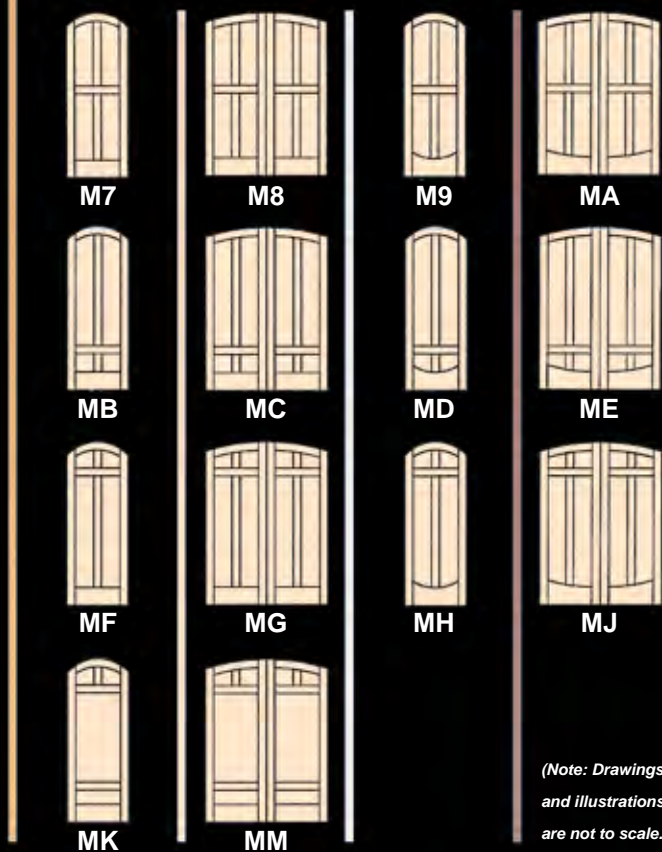


Painted Saratoga #41



Maple Saratoga #4N






Stallion
Discover the Possibilities!

















(Note: Drawings
and illustrations
are not to scale.)














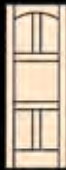


































#65 Cherry Preakness

| | | | | | | | | |
|---|--|---|--|---|---|---|--|---|
|  STRAIGHT PANEL |  CURVED ARCH TOP |  EYEBROW ARCH TOP |  CURVED ARCH TOP & BOTTOM |  EYEBROW ARCH TOP & BOTTOM |  CURVED COMMON ARCH TOP |  EYEBROW COMMON ARCH TOP |  CURVED COMMON ARCH TOP & BOTTOM |  EYEBROW COMMON ARCH TOP & BOTTOM |
|---|--|---|--|---|---|---|--|---|

4 Panel Doors *continued*

| | | | | | | | | |
|---|---|---|---|---|--|---|---|---|
|  |  |  | | |  |  | | |
| 4U | 4V | 4W | | | KF | KG | | |
|  |  |  |  |  |  |  |  |  |
| 4Y | 4Z | J1 | KH | MU | KJ | KK | KM | KN |

5 Panel Doors

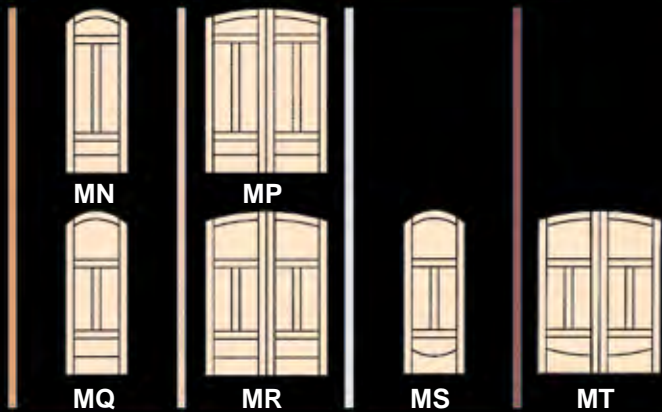
| | | | | | | | | |
|---|---|---|---|---|--|---|---|---|
|  |  |  |  |  |  |  |  |  |
| 51 | 52 | 53 | 5H | 5J | 5K | 5M | 5N | 5P |
|  | | | | | | | | |
| 54 | | | | | | | | |
|  |  |  |  |  |  |  |  |  |
| 55 | 56 | 57 | 5Q | 5R | 5S | 5T | 5U | 5V |
|  |  |  |  |  |  |  |  |  |
| 58 | 59 | 5A | 5Y | 5Z | N1 | N2 | N3 | N4 |
|  |  |  |  |  |  |  |  |  |
| 5B | 5C | 5D | N5 | N6 | N7 | N8 | N9 | NA |
|  |  |  |  |  |  |  |  |  |
| 5E | 5F | 5G | NB | NC | ND | NE | NF | NG |

Stallion
The First Choice of Discriminating Home Buyers!

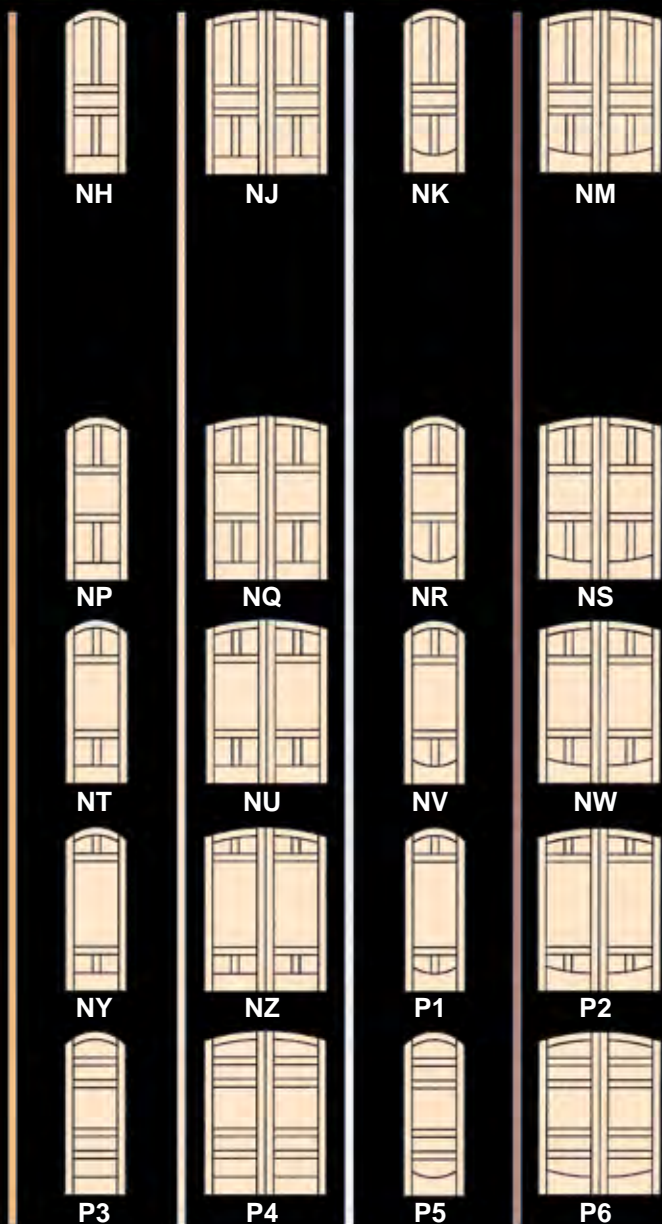




4 Panel Doors continued



5 Panel Doors continued



Cherry Saratoga #5B




Red Oak Derby #53



Cherry Preakness #41


















































*“Clipped Corner”
Doors Offer
Convenient
Access Under
Stairways!*



Hickory Saratoga #47

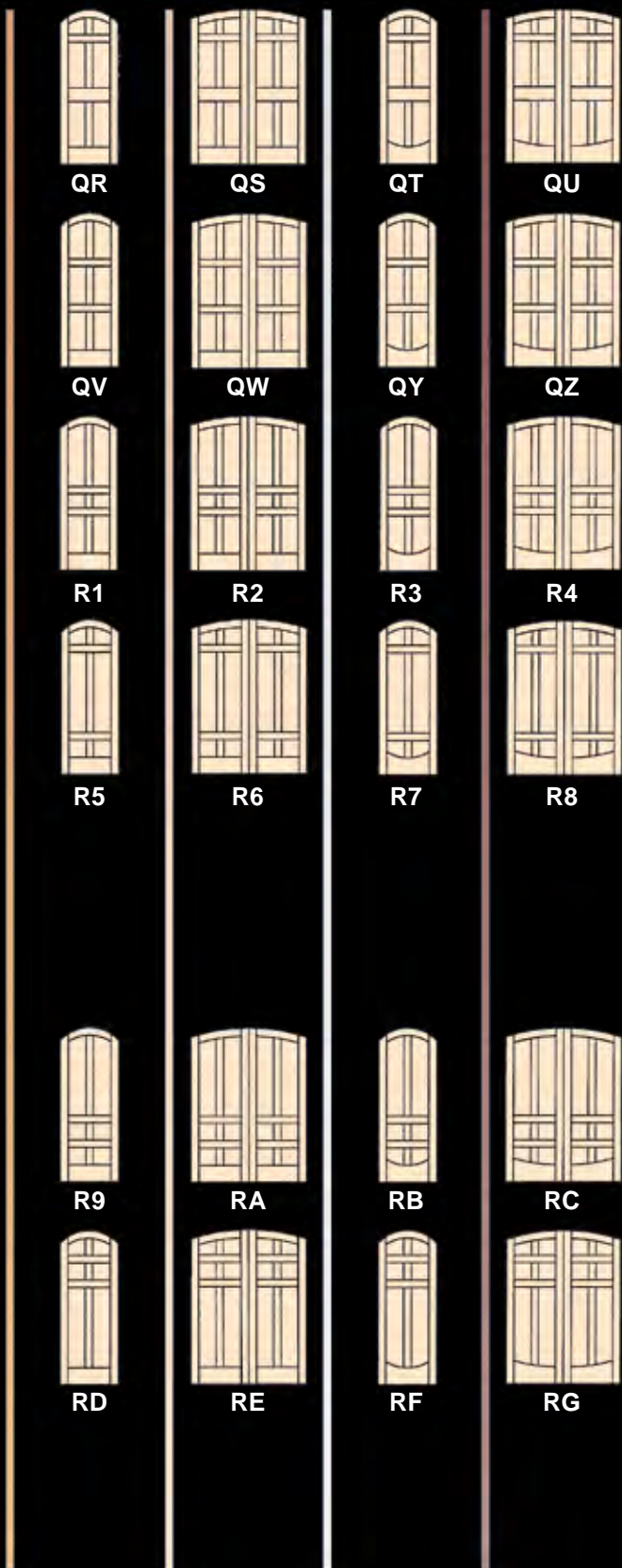
| | | | | | | | | |
|-------------------|-----------------------|------------------------|-----------------------------------|------------------------------------|---------------------------------|----------------------------------|---|--|
| STRAIGHT PANEL | CURVED ARCH TOP | EYEBROW ARCH TOP | CURVED ARCH TOP & BOTTOM | EYEBROW ARCH TOP & BOTTOM | CURVED COMMON ARCH TOP | EYEBROW COMMON ARCH TOP | CURVED COMMON ARCH TOP & BOTTOM | EYEBROW COMMON ARCH TOP & BOTTOM |
|-------------------|-----------------------|------------------------|-----------------------------------|------------------------------------|---------------------------------|----------------------------------|---|--|

6 Panel Doors

| | | | | | | | | |
|---|---|---|---|---|---|---|---|---|
|  |  |  |  |  |  |  |  |  |
| 61 | 62 | 63 | 6L | 6M | 6N | 6P | 6Q | 6R |
|  |  |  |  |  |  |  |  |  |
| 64 | 65 | 66 | 6S | 6T | 6U | 6V | 6W | 6Y |
|  |  |  |  |  |  |  |  |  |
| 67 | 68 | 69 | 6Z | Q1 | Q2 | Q3 | Q4 | Q5 |
|  |  |  |  |  |  |  |  |  |
| 6A | 6C | 6D | Q6 | Q7 | Q8 | Q9 | QA | QB |
|  | | | | | | | | |
| 6B | | | | | | | | |
|  |  |  |  |  |  |  |  |  |
| 6E | 6F | 6G | QC | QD | QE | QF | QG | QH |
|  |  |  |  |  |  |  |  |  |
| 6H | 6J | 6K | QJ | QK | QM | QN | QP | QQ |

Stallion

The Collection with Unlimited Selection!




Red Oak Belmont #61




Painted Preakness #6U



Cherry Saratoga #6A / 9 lite TDL



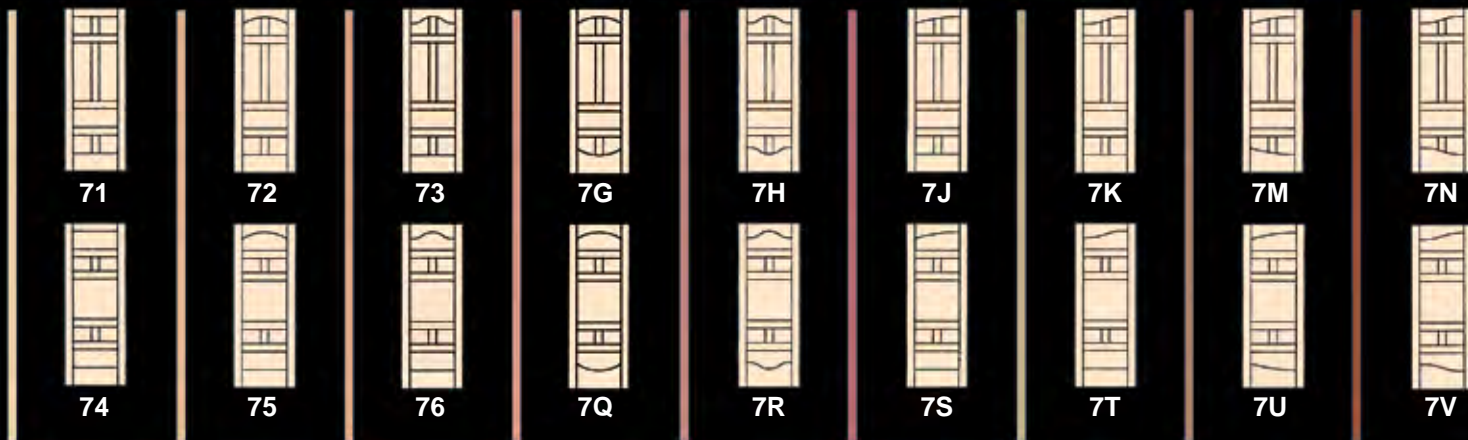
Cherry Preakness #65



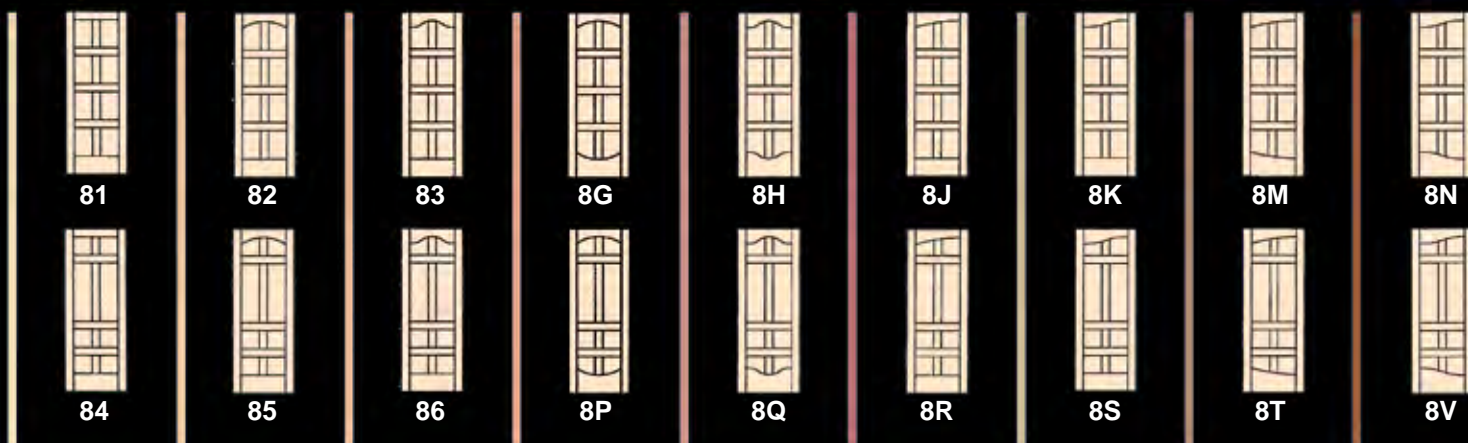
Painted Saratoga #6A




7 Panel Doors




8 Panel Doors



10 Panel Doors



First "Imagine It," then Order It For Years of Enjoyment



#3A Red Oak Preakness

#83 Cherry Preakness

#3E Birch Derby

#48 Red Oak Derby

#38 Pine Derby

#3F Red Oak Derby

#43 Red Oak Canterbury

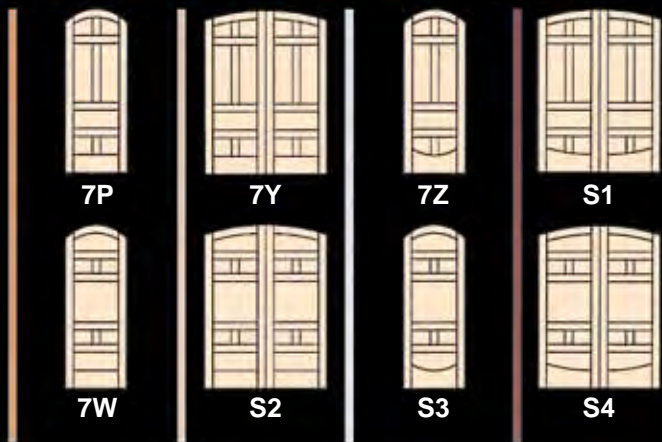
#4C Mahogany Preakness

#39 Cherry Canterbury

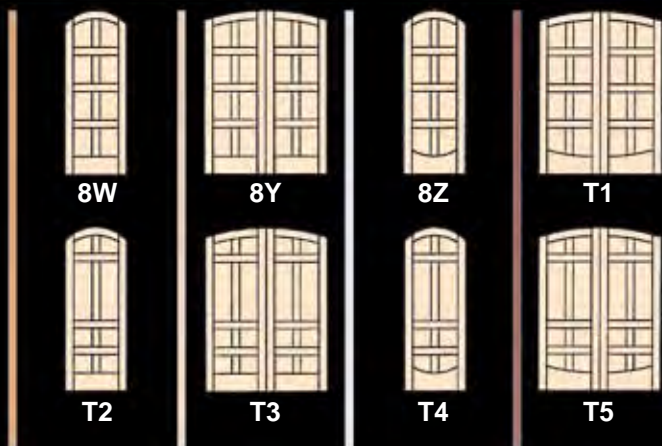


(Note: Drawings and illustrations are not to scale.)

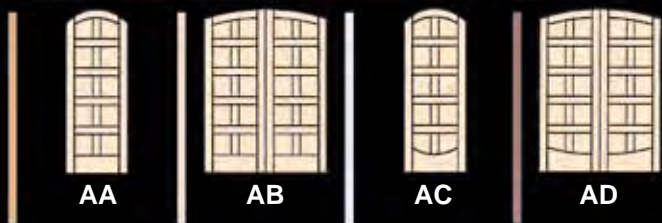
7 Panel Doors continued



8 Panel Doors continued



10 Panel Doors continued



6/8 #51 Maple Derby



8/0 #81 Mahogany Preakness

STALLION Doors are available in ANY HEIGHT up to 8'0" as well as standard 6'8", 7'0" and 8'0" heights. ANY WIDTH up to 42".

8'0"

7'0"

6'8"

All doors are available in MATCHING BIFOLDS



#46 VG Pine Derby

#64 Walnut Preakness

#64 Walnut Preakness

#54 White Oak Saratoga



#49 Yellow Poplar Derby



#14 Maple Saratoga

in your Beautiful Home!



Walnut



White Oak



Vertical Grain
Pine

Choose Your Options in any of these fine Wood Species



Hickory



Red Oak



Knotty Pine



Birch



Cherry



Yellow Poplar



Mahogany



Maple



Alder

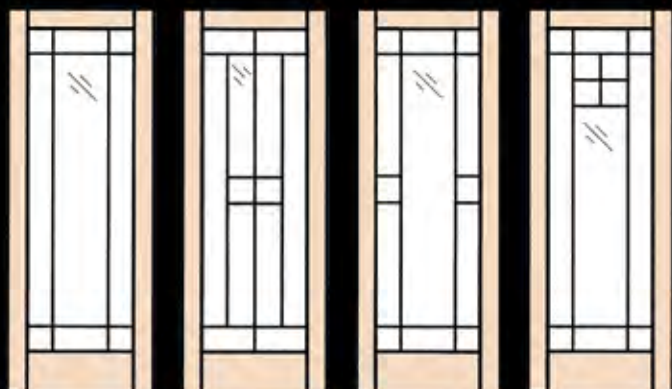


Knotty Alder

Glass Door Designs

Single and Divided Lite

Stallion




9 Lite
Prairie Style

12 Lite (12-1)

13 Lite (13-1)

13 Lite (13-2)



Brass Came



V-Groove



Wood Muntin



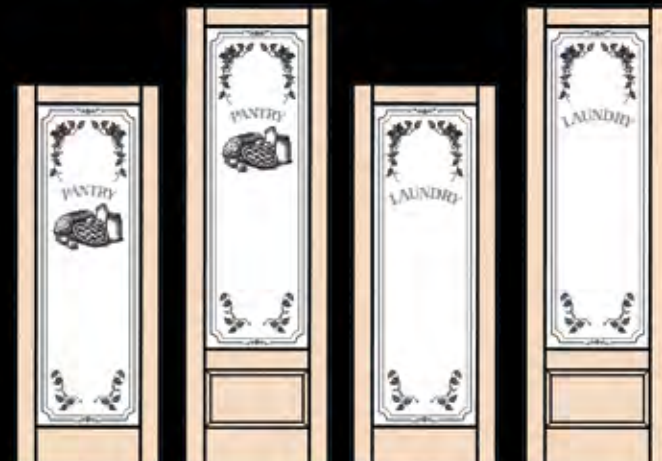
Single Lite

4 Lite

5 Lite

10 Lite

15 Lite




Pantry

Pantry
(8'0" Door)

Laundry

Laundry
(8'0" Door)

Available in
door thicknesses of
1-3/8" or 1-3/4"



6 Lite
(8'0" Door)

12-Lite (12-2)
(8'0" Door)

18 Lite
(8'0" Door)



Custom
Options

Your Size
Your Design
Your Glass
Your Choice!



Red Oak 15 Lite TDL

Glass Options Available In:

Flat, Clear, Beveled,
Pattern, Frosted, Mirror

Glass Door Specifications: (nominal)

| | |
|-------------------------|------------------|
| 6'8" | Passage Doors |
| Stiles (Face) | 4-1/16" |
| Top Rails (Face) | 4-3/32" |
| Bottom Rail (Face) | 8-7/8" |
| Muntins (Face) | 1/2" |
| Saratoga Muntins (Face) | 1-1/16" |
| Stile & Rail Thickness | 1-3/8" or 1-3/4" |
| Door Height (Standard) | 80" |

- All glass is tempered and marked with the "safety tempered" logo.
- A True Divided Lite door has individual glass pieces separated by muntins.
- Mirrored doors must be properly hung to swing freely or mirror distortion may occur.



Birch 15 Lite V-Groove



"Quick-Ship" Doors

Stallion



Wood
Doors

DERBY "Double-Hip" Raised Panel



Primed
Doors



BELMONT "Single-Hip" Bladder Press Panel



Wood
Doors

SARATOGA "Flat" Panel



Primed
Doors



SANTA ROSA "Grooved" Flat Panel



"Quick-Ship" Doors

Stallion

These Designs Available in **"ALL SPECIES"**



Beveled Glass
True Divided Lite (TDL)



Flat Glass
TDL



True Divided Lite (TDL) with Flat Glass – 15 Lite (31G) & 10 Lite (34G):
Available for Quick-Ship in These Species!



9 Lite TDL: (3AG)



- ◆ Hundreds of Quick-Ship Doors and Bifolds
- ◆ In Popular Designs, Sizes and Species
- ◆ Quick, Competitive – Ready to Go!

To learn more about Stallion Doors and the thousands of choices in Door Designs, Panel Designs, Species, Glass or Custom Options, ask your supplier or visit www.stalliondoors.com



Stallion



Cherry Saratoga #5B / Cherry 13 Lite TDL #13-1



Birch Pantry



Painted 9 Lite Beveled TDL



Knotty Pine Derby #61

Choose Your
Species, Sizes and
Options!



Cherry Saratoga #58 / Cherry 13 Lite TDL #13-1



Knotty Alder Saratoga #37

Rustic Beauty
is **KNOT** to be
overlooked!

CHOICE - Thank you for choosing Stallion Doors for your home's interior doors. With our many options we hope you'll find a door to truly fit your own unique taste. Stallion Doors work great for new construction or remodeling; we make them to any size without an up-charge for nonstandard sizes. Below you will find some helpful tips to consider in your final decision process and care of your Stallion doors.

USAGE - Stallion Doors are manufactured for "Interior Use" only, and are not to be used in locations exposed to the elements or unheated areas not climate controlled.

WOOD SPECIES - Color variations and the natural characteristics of the wood should be taken into consideration when deciding on the door species for your home. In the past, staining was not recommended for figured woods like Maple, Birch, Pine and Alder, however, things have changed. The stunning detail and character brought out by dark penetrating stains and toners have become a highly valued appearance. As always, be very careful with both the selection of wood species as well as the staining and finishing process in order to get your desired look. In other words, if you don't like the figured look, you may want to consider a natural finish or a species with less figure. We also hear from some that this is the best of the best; the more figure the better. Each wood species is unique and reacts differently in its environment and with exposure to light. Some woods such as Cherry and Mahogany will noticeably darken and develop deep rich tones with age and exposure to light. Other species such as Hickory can vary wildly in color within the same door. For those seeking a more unique look, you can mix species such as Cherry and Birch.

APPEARANCE - As with all things in life, "beauty is in the eye of the beholder." There is no right or wrong look when it comes to personal preference. Your Stallion Doors can be finished with any of the available finishes on the market. They can be painted, stained or finished natural. Some species stain better than others while other species paint better. Some soft woods such as pine, and certain closed grain woods such as alder, cherry, maple and birch, tend to develop finishing blotches caused by the textured grain. A good finisher has techniques that can highlight these characteristics or minimize their appearance; the choice is yours. If you like the warmth, depth and distinctive look that end grain has to offer, you may want to consider the Derby or Preakness series of raised panels, and finish the end grain according to your desired preference. Arch top doors expose more end grain on the top rail edge than straight panel doors. If paint is your preferred finish, you may want to consider a closed grain wood such as Birch, Maple or Yellow Poplar.

FINISHES - Careful consideration should be given to the type of finish you use to achieve your desired results. Water-based finishes have a tendency to raise the wood grain, cause veneer splits, and highlight joints more than oil based finishes. The color and depth of the finish can also vary based on oil or water-based stains and topcoats. In pigment stains, the size of the pigment and the density of the pigment in the carrier impact the depth of the stain and its opaqueness. Pigment stains tend to fill the grain and highlight it, whereas a dye-based stain will stain the grain and the areas between in much the same color. Darker stains or high gloss finishes will require additional sanding and prep time. Consult with your finisher for any concerns regarding your particular finish.

FINISHER - Use a professional finisher. They are familiar with the unique finishing characteristics of the various species as well as the various finish types and application methods. They will professionally prepare your doors and apply the finish in a controlled environment with the proper equipment. The finish on your doors is as aesthetically important as the fine furniture in your home.

PREPARATION - Doors do not come ready for finishing. To make your doors ready for finishing follow these five basic steps:

- Thoroughly inspect and identify any physical damage or

blemish that requires attention.

- Detail the doors making minor repairs as necessary such as filling small nicks and dings, or gluing loose chips that may have resulted from handling.
- Thoroughly sand the doors to remove any cross sanding, handling marks, burnishes, water damage or any other surface contaminants. Note: Factory sanding has been done with #150 grit.
- Thoroughly clean the entire surface of the door after sanding to remove all sanding dust. If a water-based finish is to be applied, vacuum all the dust; otherwise, a tack cloth or a rag dampened with paint thinner may be used.
- Do a final inspection of your door prior to applying any finish, repeating any steps above as necessary.

Research the proper finishing techniques for the species and finish type you have chosen. There are many things to consider if you plan on finishing the doors yourself. For instance, determine what sanding grit to use to attain your desired color and depth of stain, coarser grits will accept stain more readily which will darken the hue. Darker colored stains or high gloss finishes will require additional sanding and prep time. Avoid the use of steel wool on bare wood. Some species of wood, particularly oak, contain extractives which may react unfavorably with foreign materials in the finishing system. Be sure you test for color on an inconspicuous spot or wood scrap with the same species and surface preparation. Properly preparing the door for finishing is 90% of the process to achieving a high quality finish. There are no shortcuts.

FINISH APPLICATION - Finish the doors immediately after surface preparation to avoid having to re-prepare. Make sure all surfaces are sealed and finished, including the top, bottom and sides. Use products from the same manufacturer to ensure compatibility. Finish in accordance with the manufacturer's instructions. If you are not achieving your desired finish - STOP IMMEDIATELY and adjust the process. Assure sample approval before the finishing contractor begins. Consult with your finish supplier before beginning for additional finishing instructions. Lightly sand between coats for a smoother finish. Application variables such as method, elapsed time before application, stain, finish types, and number of coats will have a profound effect on the final finish appearance.

GLASS TIPS - Do not use metallic scrapers/blades of any type to remove the plastic film - they will scratch the glass. Scratches incurred in the finishing process are not covered under the warranty. To remove any stain/finish from glass use 0000 steel wool and ammonia based glass cleaner. You can remove stain/finish from frosted glass by applying an appropriate solvent for the finish, taking care not to get on the wood components. Let sit a few minutes, then remove by blotting off, do not rub. Repeat the process as necessary.

LIVING WITH YOUR STALLION DOORS - Do not subject your doors to extremes of cold, heat, humidity or sudden changes. Prolonged exposure may cause damage. Wood is hygroscopic, meaning it is dimensionally influenced by moisture changes in its surroundings. Recommended relative humidity (RH) is 35%-60% within a temperature range of 50 - 90 degrees Fahrenheit (F). Avoid using caustic or abrasive cleaners. With proper care, your doors will beautify your home, providing you with a lifetime of enjoyment.

Warranty

All Stallion stile and rail doors are warranted against defects in materials and workmanship for a period of 5 Years from date of sale, to the original retail purchaser, subject to specific terms listed in our catalog. A door with a finish is not warranted except for non-finish issues. Further warranty information regarding specific terms, limitations and exclusions, as well as warranty service is available at www.stalliondoors.com



Cherry Preakness #GN



Cherry 15 Lite V-Groove



Cherry Preakness #QW

The Nature of Wood

Like all living things, trees are affected by their surroundings. From seedlings to maturity, soil and weather conditions cause the development of distinctive grain patterns, mineral streaks and color variations. Susceptibility to change doesn't stop after the tree is harvested. The finest hardwoods continue to respond to environmental stimuli as time goes by. Any changes in color, grain or texture variations that may develop are part of the unique characteristics of wood creating the intrinsic beauty fine hardwoods are known for.

These unique characteristics are natural and neither the manufacturer nor the dealer can take responsibility for the conditions described above.

Samples and photographic reproductions of wood tones do not always give the true representation of your door. We, at Stallion Doors and Millwork, stand behind the workmanship of our product, but cannot select specific doors for jobs, nor replace doors that have natural variations in color and wood grain.



Stallion Doors and Millwork

1-800-625-3667

www.stalliondoors.com

Distributed By:

