

GLASS★CRAFT<sup>®</sup>  
DOOR COMPANY

Cover Image: Shown with GlassCraft's mahogany exterior door with 6 Lite SDL design, and matching sidelites. Door size: 3'0" x 8'0"

## IN-STOCK PROGRAM



**Dyke Industries, Inc.**

Serving the Building Industry Since 1866

9815 Brookford St. - Charlotte, NC 28217 | Call (704) 588-3635 - (800) 264-3953



# WOODCRAFT MAHOGANY ENTRY DOORS



TDL Doors shown on this page are Windstorm rated with **50 DP** rating.



6 Lite TDL Arch Top Double  
with Textured IG glass - Large Flemish

**DD82698A** (5'-4" x 8'-0" doors)

**DD8398A** (6'-0" x 8'-0" doors)



6 Lite TDL Single with 2 Sidelites  
and rectangular transom  
with Clear IG beveled glass

**DD6355BEV** (3'-0" x 6'-8" door)



6 Panel Single

**LD6310** (3'-0" x 6'-8")




3/4 Lite SDL Doors & Sidelites  
Multiple SDL designs, LowE clear glass

## 3/4 Lite SDL Doors & Sidelites Multiple SDL designs, LowE clear glass

Door Sizes:	Sidelite Sizes:
(2'-6" x 8'-0")	(1'-0" x 8'-1")
(2'-8" x 8'-0")	
(3'-0" x 8'-0")	

### Available SDL Design Options:



# BARNCRAFT COLLECTION



**GAGE** HARDWARE KIT

BDHA02K100 - 100" Rail  
BDHA02K78 - 78 3/4" Rail



**GAGE** (Stainless Steel) KIT

BDHA02SSK100 - 100" Rail  
BDHA02SSK78 - 78 3/4" Rail



**SLADE** HARDWARE KIT

BDHA01K100 - 100" Rail  
BDHA01K78 - 78 3/4" Rail



**SLADE** (Stainless Steel) KIT

BDHA01SSK100 - 100" Rail  
BDHA01SSK78 - 78 3/4" Rail

QUIET-GLIDE ROLLING HARDWARE KITS feature the following benefits:

- Glides quietly and smoothly on ball bearings.
- Made of high-quality powder-coated steel.
- Weight capacity: 220 lbs
- Kits include the rollers, rail, stoppers, screws & nuts, anti-jump discs, floor guide and installation guide.

Important: Use for residential interior applications only. Ensure the proper structural support for the weight and movement of the doors before installation.

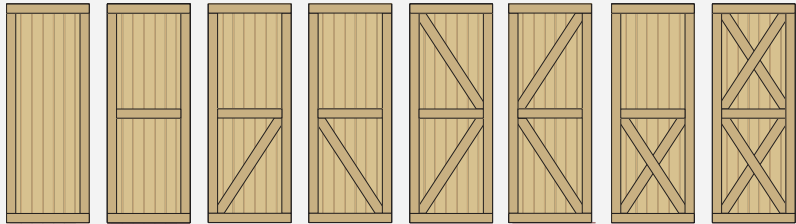
## SPECIAL ORDER ONLY: KNOTTY PINE QUICK-SHIP KIT (with 8-in-1 Barn Door)



Side 1



Side 2



### FEATURES:


- Includes a stainable, ready-to-paint Knotty Pine barn door with 2 sided designs.
- Available in 7' or 8' height, and 36" wide.
- Includes quiet-gliding Slade Hardware Kit with 78-3/4" rail.
- Includes matching unfinished header for a more secure and easier installation.
- 8 Doors in One! Includes pre-cut and pre-sanded bars for configuring the door into any of the designs shown above.
- Easy-to-ship durable packaging with all components in one box.

# BDPNDZ3070SL 7 Foot Quick Ship Kit (Includes 36" Knotty Pine unfinished door, Slade hardware kit, header, bonus pre-cut bars, mounting screws and bolts)

# BDPNDZ3080SL 8 Foot Quick Ship Kit (Includes 36" Knotty Pine unfinished door, Slade hardware kit, header, bonus pre-cut bars, mounting screws and bolts)



# DECO GLASS - LEADED IMAGE GLASS SERIES



Canterbury Image Glass Series Window

XCD4848RA - 4'0" X 4'0"

- Image Glass Series designs utilize kiln-fired technology, capturing the artistic glass design on one of the inside surfaces of the double-thickness, tempered, insulated glass unit.
- DecoGlass frames are constructed using non-rot composite frame material on the exterior and primed wood on the interior.
- Rough opening is 50-1/4" x 50-1/4".



## Dyke Industries, Inc.

Serving the Building Industry Since 1866

9815 Brookford St. - Charlotte, NC 28217 | Call (704) 588-3635 - (800) 264-3953