



How to fix 'AjaxControlToolkit' issue

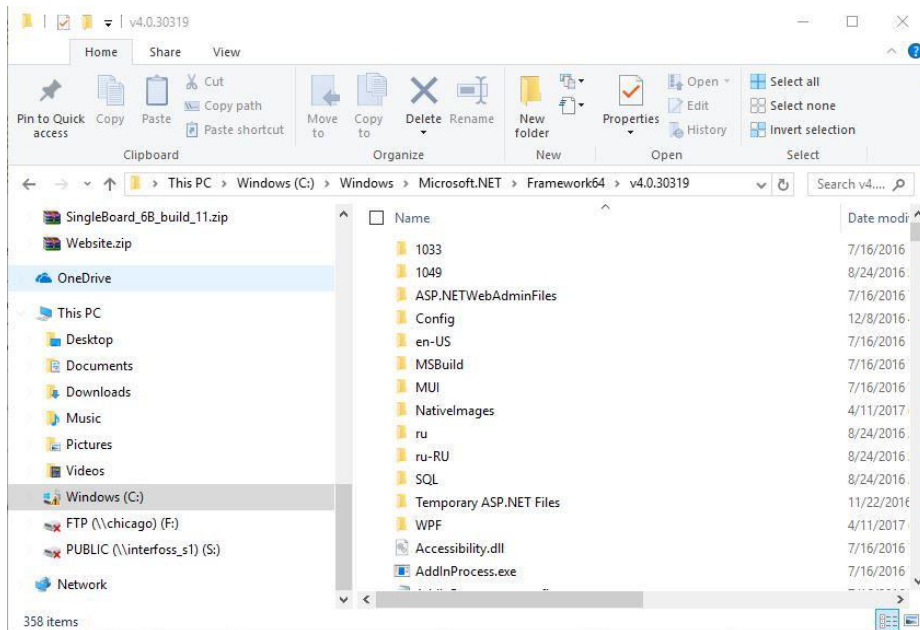
After some windows updates been installed you might get in to situation where Xtra site won't start.

You will get following error page:

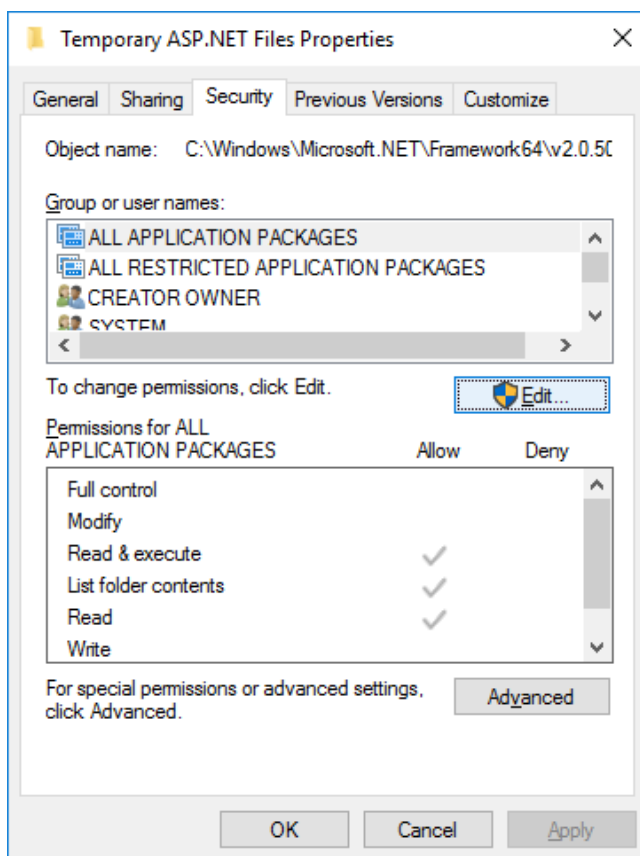
The screenshot shows a web browser window with the address bar set to localhost. The page displays a red error message: "Server Error in '/' Application." Below this, the error details are shown in a light blue box: "Could not load file or assembly 'AjaxControlToolkit' or one of its dependencies. Access is denied." The description states: "An unhandled exception occurred during the execution of the current web request. Please review the stack trace for more information about the error and where it originated in the code." The exception details are: "System.IO.FileLoadException: Could not load file or assembly 'AjaxControlToolkit' or one of its dependencies. Access is denied." The source error section contains a yellow-highlighted message: "An unhandled exception was generated during the execution of the current web request. Information regarding the origin and location of the exception can be identified using the exception stack trace below." The assembly load trace section also contains a yellow-highlighted message: "WRN: Assembly binding logging is turned OFF. To enable assembly bind failure logging, set the registry value [HKLM\Software\Microsoft\Fusion!EnableLog] (DWORD) to 1. Note: There is some performance penalty associated with assembly bind failure logging. To turn this feature off, remove the registry value [HKLM\Software\Microsoft\Fusion!EnableLog]." The stack trace section shows the following error messages: "[FileLoadException: Could not load file or assembly 'AjaxControlToolkit' or one of its dependencies. Access is denied.]", "[FileLoadException: Could not load file or assembly 'AjaxControlToolkit, Version=3.5.40412.0, Culture=neutral, PublicKeyToken=28f01b0e84b6d53e' or one of its dependencies. Access is denied.]", and "[ConfigurationErrorsException: Could not load file or assembly 'AjaxControlToolkit, Version=3.5.40412.0, Culture=neutral, PublicKeyToken=28f01b0e84b6d53e' or one of its dependencies. Access is denied.]."

To fix this issue follow the instructions down below:

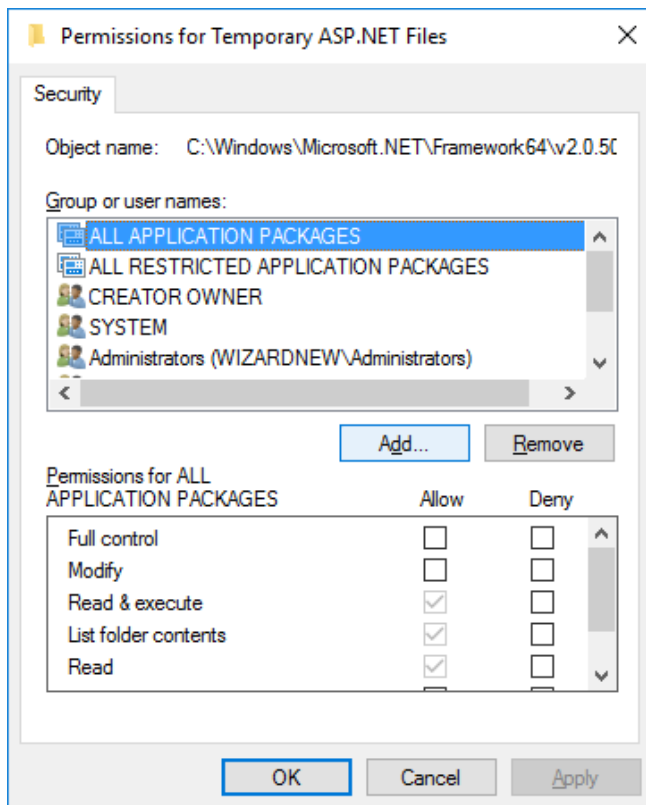
1. Go to a computer where Xtra application installed
2. Using windows explorer brows to a following folder:
C:\Windows\Microsoft.NET\Framework64\v4.0.30319 (for versions before 5.0.xx use
C:\Windows\Microsoft.NET\Framework64\v2.0.50727 folder)
3. Find folder 'Temporary ASP.Net Files'



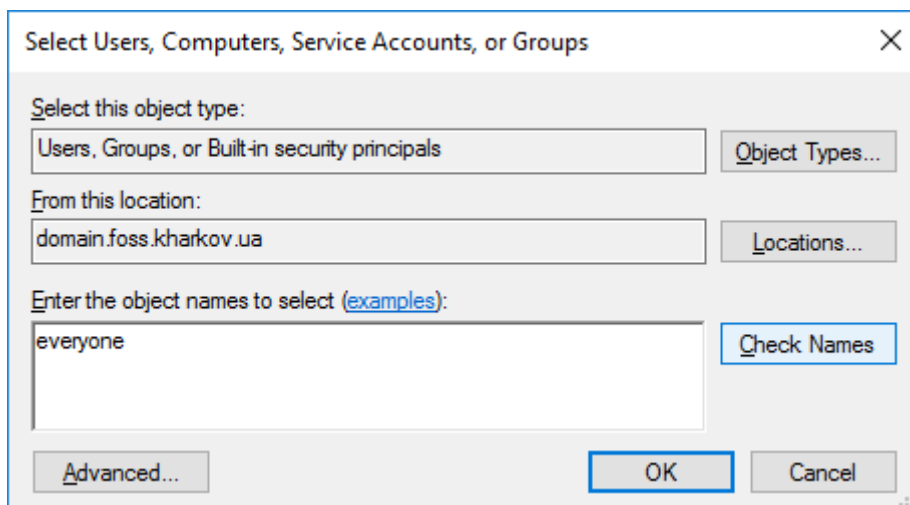
4. Right click on that folder -> Properties
5. Go to tab 'Security'



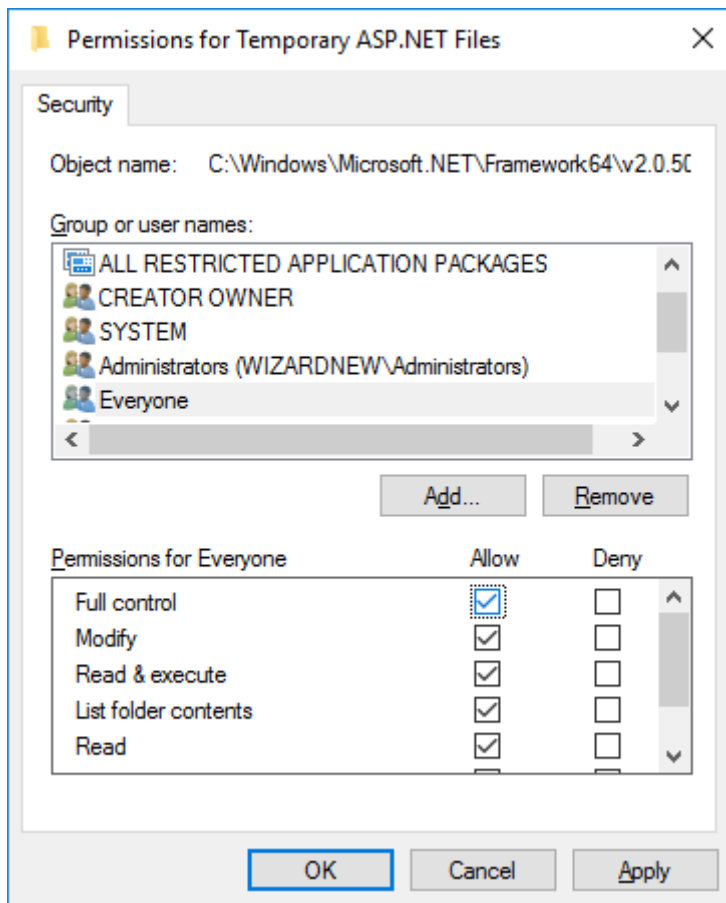
6. Click on 'Edit...' button



7. Click 'Add...' button
8. Type 'everyone' like it shown below:



9. Click 'Check Names' button then 'OK' button
10. Make sure you have selected 'Everyone' group and check 'Full Control' check box in Permissions section:



11. Click 'OK' button and then 'OK' button.
12. Restart Millennium Xtra services.