AllPoints®
Foodservice Parts & Supplies

Cold Controls & Thermometers 1
Refrigeration Components 2
Doors & Gaskets 3
Hardware 4
Meters, Tools, & Safety 5
Install & Maintenance 6
General Use 7
Plumbing & Washroom 8
Replacements by OEM 9
OEM Cross Reference 10
Index 11

2014-2015

COLD SIDE

Refrigeration Equipment Replacement Parts

Over 2,000 **NEW ITEMS** added!

Ph: **800-332-2500** Fax: **800-227-1511** **AllPointsFPS.com**

91-0002

Table of Contents

Section	Pages
SECTION 1 – COLD CONTROLS & THERMOMETERS • *Cold Controls* • *Data Loggers* • *Defrost Thermostats/Timers* • *ETC Temperature Controls* • *Johnson Controls* • *Ranco Controls* • *Temp. & Perm. Cold Controls* • *Temperature Alarms* • *Thermometers* • *Time Delays* • *Timers* • *Water Alarms*	**1 thru 24**
SECTION 2 – REFRIGERATION COMPONENTS • *Compressors* • *Contactors* • *Controls for Pressure Applications* • *Danfoss* • *Filters/Driers* • *GBC Ball Valves* • *Hermetic Fractional HP Compressors* • *Oils* • *Optyma Condensing Units* • *Parker* • *Pressure Controls* • *Pumps* • *Refrigerant Recovery Machines* • *Refrigeration Components Diagram* • *Refrigeration Relays & Overloads* • *Service Valves* • *Shut-Off Valves* • *Sight Glass/Moisture Indicators* • *Solenoid Valves* • *Thermostatic Expansion Valves* • *Vacuum Pump & Vacuum Pump Oil* • *Vibration Absorbers* • *Water Regulating Valves*	**25 thru 88**
SECTION 3 – DOORS & GASKETS • *Custom Gaskets* • *Gaskets By OEM* • *Gasket Kits* • *General Use Gaskets* • *Glass Display Doors* • *How to Measure Gaskets* • *Strip Curtains, Strip Doors & Vinyl Swing Doors*	**89 thru 120**
SECTION 4 – HARDWARE • *Door Hardware* • *Lighting* • *Miscellaneous Hardware* • *Reach-In Hardware* • *Security Hasp* • *Walk-In Hardware*	**121 thru 168**
SECTION 5 – METERS & TOOLS **Meters** • *Gas Detectors* • *Manometers* • *Multi-Testers* • *Vacuum Gauges/Coupler* • *Ultimate Temperature Clamp* **Safety** • *First Aid Kits* • *Kneepads* • *Safety Glasses* • *Safety Gloves* **Tools** • *Additives* • *Acid Buster Injection Kit/Cartridges* • *Charging Hoses, Manifolds, Gauges* • *Fan & Wheel Pullers* • *Fin Combs/Brush* • *Flaring, Swaging* • *Flashlights* • *Leak Detection* • *Hand Tools* • *Refrigerant Scale* • *Mirrors* • *Multi Drivers, Slide Drivers* • *Threaded Insert Tool* • *Tool Bags* • *Tube Cutters & Accessories* • *Turbo Torch*	**169 thru 200**

For a Detailed Listing — See The First Page of Each Section!

Table of Contents (Cont.)

Section	Pages
SECTION 6 – INSTALL & MAINTENANCE • A/C System Flush • Acid Detection & Removal • Brushes • Cable Ties • Chemicals & Lubricants • Cleaners & Sprayers • Commercial Ice Maker Install • Compressor Oils • Connectors • Copper Fittings • Cords • Degreasing Solvents • Fasteners • Hardware • Ice Machine Cleaning Chemicals • Insulation Tapes, Thermal Block • Kneepads • Leaks • Plugs & Receptacles • Tapes • Torches, Kits & Accessories • Wire	201 thru 232
SECTION 7 – GENERAL USE • Appliance Legs, Feet, Glides • Casters • Door Heaters & Wire • Drip Trays • Evaporators • Fan & Light Switches • Fan Blades, Motors/Kits • Faucets & Fittings • Freezer Covers • Ice Cream Box Parts • Ice Machine Santizers/Cleaners • Lighting Fixtures, Parts & Bulbs • Pans & Lids • Push Button Light & Fan Switches • Saf-T-Ice Totes & Scoops • Server Products • Sklip Rack System • Strip Curtains & Vinyl Swing Doors	233 thru 262
SECTION 8 – PLUMBING & WASHROOM SUPPLIES • Beer Taps • Back Flow Preventers • Ball Valves, Shut-off Valves • Dipperwells • Disposer Strainer • Disposer Scrap Block • Faucets & Fittings • Floor Drains • Gauge Glass • Glass Fillers • Grease Interceptors • Hand Wash Faucet • Hand Sink Splash Guard • Hose Reels & Parts • Pre Filters • Pre-Rinse Units, Faucets, Fittings & Repair Kits • Plumbers Tape • Scale Remover • Sink Drains & Strainers • Soap Dispensers • Temperature & Pressure Relief Valves • Vacuum Breakers • Waste Drains & Parts • Water Filters • Water Hammer Arrester • Water Pressure Reducing Valves • Water Test Kits • "Y" Strainers	263 thru 324
SECTION 9 – BY OEM *See pages 325-448 for complete OEM listing* *Find the AllPoints Order Number and page using the OEM Number*	325 thru 448
SECTION 10 – OEM CROSS REFERENCE *See pages 449-482*	449 thru 482
SECTION 11 – INDEXES/ORDER FORMS • Item Page Number Look-up, pgs. 483-496 • Index by Manufacturer/Brand, pg. 497 • Index by Type, pgs. 498-502 • Custom Product Order Forms: — Gaskets – pgs. 503-504 — Glass Display Doors – pgs. 507-508 — Shelving – pgs. 505-506	483 thru 508

For a Detailed Listing — See The First Page of Each Section!

How To Order

ORDERING & BUSINESS HOURS

When placing an order, use your ***Customer Number*** and have our ***Order Number(s)*** ready. The same information should appear on orders faxed or mailed to AllPoints. The minimum order is $10.00. Shipping, handling, etc. are payable by the customer. FOB points are AllPoints warehouse, Mt. Prospect, Illinois.

PHONE: **800-332-2500** (USA & Canada) Toll Free, 7am-6pm CST, Monday through Friday, except major holidays
+1-860-738-7112 (International)

FAX: **800-227-1511** (USA & Canada) Toll Free. Our fax machine is on 24 hours per day, 7 days per week. Please indicate your Customer Number and P/O number.
+1-860-201-1119 (International)

EMAIL: **custserv@AllPointsFPS.com**

WEBSITE: **www.AllPointsFPS.com**

PARTS RESEARCH

If you have a question concerning one of our parts, or a part you need but don't see in our catalog, call and ask for Inside Sales. ***Special orders are subject to the manufacturers warranty and returned goods policy. Any advice given is given on the basis that it represents our best judgment under given circumstances. Such advice is to be used solely at the recipient's risk.***

SHIPPING

- Same Day Shipping for Standard Orders Received by 4:30 pm CST.
- Same Day Shipping of Overnight Orders Received by 5:30 pm CST.
- All International and truck orders are shipped within 24 hours.

Subject to inventory availability.

Normal orders are shipped the least expensive way, unless otherwise specified by the customer. Shipments exceeding 100 lbs. may be shipped truck freight at AllPoints' discretion. Drop shipments are available only to open account/credit card orders — no COD's will be drop shipped. Shipping fees are based on zip code, type of address (Commercial or Residential), and dimensional or actual weight of the package. Your shipping charges are determined at the time of shipping.

TERMS AND CONDITIONS OF SERVICE

We make every effort to ensure your order is shipped complete and on time. The guarantee does not apply to our carrier shipments that are delayed due to causes beyond control, including but not limited to the following: the unavailability or refusal of a person to accept delivery of the shipment; acts of God including **weather delays;** acts of public authorities acting with actual or apparent authority; acts or omissions of customs or similar authorities; insufficient information provided by a customer; the application of security regulations imposed by the government, or otherwise applicable to the shipment; riots, strikes or other labor disputes; civil unrest; disruptions in air or ground transportation networks; and natural disasters.

CREDIT CARDS

We accept **VISA, MASTERCARD, DISCOVER & AMERICAN EXPRESS.**

WIRE TRANSFERS

- International Customers may Wire any Amounts — Your Bank Fees at your Expense.
- Domestic Customers may Wire Amounts over $1,000 — Your Bank Fees at your Expense — ask our Credit Department for a Wire Transfer Instruction Sheet

COPYRIGHT NOTICE

All logos and trade names within our catalogs and on our web site are respective trademarks of their corporations.

ERRORS

We reserve the right to correct clerical errors in quotes, orders, invoices, etc.

OFFER OF SALE

The items described in this catalog are hereby offered for sale by AllPoints Foodservice Parts & Supplies. This offer and its acceptance are governed by the provisions stated on the "Policy Statement" page of this catalog.

© 2014 AllPoints Foodservice Parts & Supplies.

Policy Statement

PAYMENTS
In order to properly credit your payments, please indicate:

1) your customer number,
2) the invoice number(s) you are paying & credit memo(s) you are using

Any adjustment(s) should be fully explained and documented.

CREDIT
We extend credit as a matter of convenience in return for payments with our Payment Terms.
Credit may be established, according to AllPoints' terms, provided our credit application is properly completed and approved. For your convenience, a credit application is provided in this catalog — see next page. Until credit is established, all shipments are billed to **CREDIT CARDS (VISA, MASTERCARD, DISCOVER & AMERICAN EXPRESS)** or shipped **COD**.

NSF CHECK(S)
The service charge per NSF check is $50.00.

OEM PART NUMBERS
ORIGINAL EQUIPMENT MANUFACTURER (OEM) PART NUMBERS ARE GIVEN AS A REFERENCE TOOL ONLY. NO INFERENCE OR IMPLICATION, BEYOND THAT OF A USEFUL REFERENCE TOOL, SHOULD BE TAKEN NOR IS INTENDED. THE PRODUCTS CONTAINED IN THIS CATALOG ARE SELECTED BY ALLPOINTS AS REPLACEMENT PARTS FOR THE IDENTIFIED ORIGINAL EQUIPMENT. THESE REPLACEMENT PARTS ARE NOT AUTHORIZED, SPONSORED OR ENDORSED BY THE OEM. ALL OEM NAMES MENTIONED IN THIS CATALOG ARE REGISTERED TRADEMARKS.

PRICE LIST
AllPoints' price list is published separately from our catalog. **All prices are net and subject to change without notice.** Prices do not include freight charges. If you are bidding on a job we will provide you with 60-day price protection, provided we receive a written, dated request listing the parts and prices to be protected.

QUANTITY DISCOUNTS
Quantity pricing is available on over 300 of our most popular items. Quantity price items are designated in the price list.

RETURNS
Inventory item returns are allowed up to 90 days from the date of shipment provided the item(s) are in new, unused, undamaged, re-saleable condition. Non-inventory items are non-returnable and non-cancellable.

Inventory Items: Inventory item returns are allowed up to 90 days from the date of shipment. Items must be in new, unused, undamaged, re-saleable condition. Item not in re-saleable condition will be returned to the customer at their expense. Items over 90 days, but less than 1 year, will have a 25% restocking fee. Shipping costs to return items are at the expense of the customer.

An RA number must be obtained prior to returning an inventory item. This number must be printed clearly on the outside of the box. Items received without an RA or boxes not clearly indicating the RA number will be returned at the customer's expense. Unused RA numbers will be kept open for 30 days from the date of issuance. RA numbers are closed once either the return period has lapsed or the 30 day RA life has been exceeded. If you have not returned your item(s) within 30 days of obtaining your original RA number and you are still within the 90 day limit, you must obtain a new RA number.

Non-Inventory Items: Non-Inventory items are non-returnable and non-cancellable.

SHORTAGES & DAMAGES
Short shipments and damaged parts (*not* damaged during transit) should be reported to AllPoints within 5 business days of package receipt. After this time period, AllPoints cannot be responsible.

In the event of damage during transit you are responsible for notifying the carrier immediately and file all appropriate claim forms with the carrier, as per their requirements.

WARRANTY & LIABILITY
Each item carries the full warranty of the manufacturer. Any liability claim will be limited to the purchase price. Shipping and/or labor charges are not covered. AllPoints assumes no obligation on the part of any manufacturer except to process warranty claims to the manufacturer on behalf of our customers. Individual manufacturer's warranty policies will be provided upon request.

Commercial Use: No warranty is offered to consumers, as defined in the Magnuson-Moss Warranty Act. All items sold are intended for resale, business use, or equipment manufacture and warranted against defects in workmanship or materials only to the extent of the warranty supplied by the manufacturer.

Illustrations & Descriptions: Illustrations and descriptions are provided for identification purposes. AllPoints takes no responsibility that an item will suit a specific purpose.

© 2014 AllPoints Foodservice Parts & Supplies.

References Checked by	Credit Approved by	Credit Limit	Date Approved	Customer Number

APPLICATION FOR CREDIT

to AllPoints Foodservice Parts & Supplies

(Please Read **Policy Statement** – Page vii)

Download this form at www.AllPointsFPS.com

COMPANY

Name of Company _____ ( ) Telephone _____

Address _____ ( ) Fax Number _____

City _____ State _____ Postal Code _____ Email Address _____

OWNERSHIP

The following information must be completed in full; it will be held in strictest confidence.

Type of Business: ❑ Service ❑ Equipment Dealer ❑ Other (Please Specify)_____

Resale Tax Number _____ Exp. Date_____ ❑ Corporation ❑ Partnership ❑ Individual_____ Business Start Date

Include Copy of Certificate ❑ Check Here if Incorporated Within the Last 12 Months.

Name of Principal(s) _____ Address _____ ( ) Telephone _____

City _____ State _____ Postal Code _____

Estimated Yearly Dollar Amount to be Purchased: $_____ Name of Person(s) Authorized to Purchase:_____

_____ Accounts Payable Contact: _____

FINANCE

Bank Name _____ ( ) Bank Phone Number _____

Bank Address _____ City _____ State _____ Postal Code _____ Bank Contact _____

Banked Here Since (Date) _____ D & B Number _____ Checking Account Number _____

REFERENCES

References should be from inventory suppliers. ***(Fax numbers and email addresses expedite processing)***
References are contacted via fax/email or U.S. mail. Please allow 2-3 weeks for processing without fax numbers or email addresses.

1. Company Name _____ Address _____ ( ) Telephone _____ Account Number _____
   City _____ State _____ Postal Code _____ ( ) Fax Number / Email _____

2. Company Name _____ Address _____ ( ) Telephone _____ Account Number _____
   City _____ State _____ Postal Code _____ ( ) Fax Number / Email _____

3. Company Name _____ Address _____ ( ) Telephone _____ Account Number _____
   City _____ State _____ Postal Code _____ ( ) Fax Number / Email _____

4. Company Name _____ Address _____ ( ) Telephone _____ Account Number _____
   City _____ State _____ Postal Code _____ ( ) Fax Number / Email _____

❑ Please Check if **Credit Card** or **COD** Shipments are Acceptable Until Credit is Approved.

Applicant agrees to pay AllPoints invoices within AllPoints terms (net 15 days). In the event the account becomes past due applicant agrees to pay all costs associated with collecting the account. I certify that all the information on this form is correct; further, I fully understand AllPoints credit terms and agree to those terms in consideration of extended credit.

Date_____ Signature_____ Title _____

Fax to AllPoints at 1-866-669-7186 — Attention Credit Department or email to: acctsrec@AllPointsFPS.com

Section 1

COLD CONTROLS & THERMOMETERS

AllPoints® Foodservice Parts & Supplies

PAGE

Alarms, Temperature & Water 23

Cold Controls — *Ranco*

- APW/Wyott 2
- Atlas Metals 2
- Beverage Air 2
- Cornelius 2
- Delfield 2
- Dixie Narco 2
- Duke 2
- Fogel 2
- Glenco 2
- Grindmaster 2
- Happ 2
- Hobart 3
- Hoshizaki 3
- Hussman 3
- Manitowoc 3
- Master-Bilt 3
- McCall/Kolpak 3
- Norcold 3
- Norlake 3
- Randell 3
- Schaefer 3
- Scotsman 3
- Silver King 4
- Taylor 4
- Traulsen 4
- True 4
- Victory 4
- Wolf 4

Cold Control, Temporary — *Ranco* 5

Cold Control, Universal Temporary/Permanent — *Supco* 5

Data Loggers 22

Defrost Thermostats 20

Defrost Timers — *Paragon, Supco* 18-19

Temperature Controls, ETC — *Ranco, Johnson Controls* 5-6

Temperature Sensor, ETC Replacement 5

Thermometers 8-17

- Digital 14
- Digital Type K Thermocouple 14
- Flange Mount 16
- Infrared — *UEi, Fieldpiece, Fluke* 13
- Pocket Test, Digital & Dial 12
- *Pro-Accurate®* 8-9
  (Fresh Food, Infrared/Thermocouple Probe, Insta-Read® Beverage & Frothing, Insta-Read® Candy & Deep Fry, Insta-Read® Cooking, Oven, Quick-Read, Quick-Read Pocket, Quick-Read Thin Tip, Refrigerator/Freezer)
- Probes, Type J & K 15
- Rear U-Clamp Mount 16
- Refrigerator/Freezer 10-12
- Specialty 17

Time Delays 21

Timers 24

Search our Entire Inventory at www.AllPointsFPS.com

Call for your password today.

USA & CANADA:
800-332-2500 ***Phone***
800-227-1511 ***Fax***

ONLINE:
www.AllPointsFPS.com
custserv@*AllPointsFPS.*com

INTERNATIONAL:
+1-860-738-7112 ***Phone***
+1-860-201-1119 ***Fax***

COLD CONTROL

RANCO CONTROLS

OEM	Ranco Part Number	Cold		Normal		Warm		Capil. Inches	C = Coiled S = Straight	Shaft	OEM Part Number	Order Number
		Out	In	Out	In	Out	In					
APW/WYOTT	A30-3812-000	25		35	40		49	36	C	Driver	14894-00	**46-1417**
ATLAS METALS	A30-3681-000	7		15	27		45	72	S	Shaft	2044-0	**46-1561**
BEVERAGE AIR	9530N1468	9.9		18	36		44.7	30	S	Slot	502-169A	**46-1569**
	A30-3642	-27				-15	3	36	S	Shaft	502-067ABB	**46-1310**
	3ART17VF8	12		20	41		47.5	30	S	Slot	502-195A	**46-1311**
	9540N169	-10.8		-1.8	5		12	18	S	Slot	502-147A	**46-1570**
	A30-3730	17	34				47	30	S	Driver	502-205A	**46-1571**
	3ART17VF6*	18		25	40		49	30	S	Slot	502-289B	**46-1312***
	9530N814	12		20	41		47.5	30	S	Slot	502-194A	**46-1311**
	3ART17VF9	-12		-4	11		18	18	S	Slot	502-111A	**46-1538**
	9540N147	-25		-18	-5		4	30	S	Slot	502-206A	**46-1572**
	3ART17VF10	6		12	33		39	30	S	Slot	502-120A	**46-1573**
	A30-3918-000	0	18	10	26		40	18	C	Shaft	502-294B	**46-1574**
	3ART17VF4	16		23	41		50	32	S	Shaft	502-302B	**46-1575**
	A30-3941-000	25		35	40		50	30	S	Shaft	502-323B	**46-1313**
	3ART17VAA10*	11.4		20	41		50.6	30	S	Shaft	502-290B	**46-1599***
	3ART17VAA11*	12.4		20	41		46.5	48.5	S	Driver	502-301B	**46-1600***
	3ART17VAA9*	16.4		24	39.5		45	31	S	Driver	502-353B	**46-1601***
CORNELIUS	9530N841	31		34	39		41	18	C	Driver	S6657	**46-1270**
	3ART24H10*	35		39.5	45.5		50.1	48	S	Driver	31001	**46-1604***
DELFIELD	A10-4481	-25		-15	0		20	50	S	Shaft	3516047	**46-1563**
	A10-4482	-12		-6	4		14	50	S	Shaft	3516043	**46-1316**
	K12-L1533-001	9	40		40	28	40	36	C	Shaft	219-4536	**46-1528**
	A30-261	32	38				61	84	S	Shaft	3516010	**46-1501**
	A30-3889	-5	2	14	19.1		40	48	S	Shaft	2194201	**46-1314**
DIXIE NARCO	9531N310	18.5	36.5	23	36.5	27	36.5	22	"S" Form	Slot	802.800.090.41	**46-1529**
DUKE	RO-14529-2	-17		-4	11		18	48	S	Slot	254788	**46-1661**
FOGEL	9531N383	16		20	40	23.9		36.5	Form	Shaft	CT-35-CH	**46-1531**
GLENCO	A30-3725	16		24	43		50	60	C	Driver	2THC-0064-035	**46-1317**
GRINDMASTER	9530N98	27		33.5	39.5		48	24	S	Pointer	Where Applicable	**46-1297**
HAPP	9531N298	18.5	38.5	23	38.5	27	38.5	20.5	Form	Slot	Where Applicable	**46-1576**

*GE Control

RANCO

Order Number
22-1542

Knob, Temperature Control
Slot Mount

Order Number
22-1673

Knob, Temperature Control
Slot Mount

COLD CONTROLS (CONT.)

RANCO CONTROLS (CONT.)

OEM	Ranco Part Number	Cold		Normal		Warm		Capil. Inches	C = Coiled S = Straight	Shaft	OEM Part Number	Order Number
		Out	In	Out	In	Out	In					
HOBART	9530N1284	-25		-14.5	-8.5		-1	24.5	C	Slot	239088	**46-1331**
	9530N194	-10		-4	4		9	36	S	Slot	267274	**46-1321**
	9531N78	10		15	40	30		36	S	Slot	267275	**46-1334**
	9531N251	14	40		22			42.5	S	Slot	239086	**46-1329**
HOSHIZAKI	A30-3761-000	27		35.5	41		49	60	S	Driver	437626-01	**46-1533**
HUSSMAN	A30-3734	-33		-17	-6.5		5	72	S	Shaft	04S018	**46-1555**
	9531N251	14	40			22		42.5	S	Slot	04S05	**46-1329**
MANITOWOC	9530N1392	11	22	38		45	36		S	Slot	23-5107-9 New	**46-1479**
MASTER-BILT	9540N143	21	40			60.3		21.5	C	Shaft	19-00903	**46-1535**
	9540N205	-25		-7	1		19	72	S	Slot	19-13607	**46-1536**
McCALL/KOLPAK	A30-3725-000	16		24	43		50	60	C	Driver	2THC-0064-065	**46-1317**
	A30-3777-35	-17		-10	-5		12	24	C	Driver	2THC-M000-001	**46-1537**
NORCOLD	9530N1514	27	35					27.5	S	Fixed	618681	**46-1539**
NORLAKE	A30-321-000	3		14	38		47	66	S	Shaft	1193	**46-1527**
RANDELL	9331N227	17		24.5	40	31		30.75	C	Slot	HDCNT200	**46-1322**
SCHAEFER	9531N335	9		16	36.5	22.6		72.5	S	Slot	39375-5	**46-1330**
SCOTSMAN	A30-3742-000	35	40					96	S	Fixed	11-0353-23	**46-1541**
	A30-3841-000	34	44.5				63	84	S	Shaft	11-0476-21	**46-1542**
	A30-3720-000	35	45					72	S	Fixed	11-0354-20	**46-1543**
	A30-3722-000	34					50	84	S	Shaft	11-0427-22	**46-1544**
	A22-1129	35	39.5				41	48	S	Driver	11-0353-23	**46-1557**
	3ART57VB1*	-27.5		-1	4.5		19	54	C	Driver	11-0503-01	**46-1605***
	3ART5D60*	35		38.5	43		49	48	S	Shaft	11-0407-01	**46-1606***
	3ART6B19*	-14.5		-10		1.6		36	S	Shaft	11-0547-01	**46-1608***
	3ART17P15			35	45			75	S	NA	11-0354-00	**46-1609**

*GE Control

RANCO

46-1572
Slot Type Shaft

46-1537
Screw “Driver” Type Shaft

46-1531
Shaft Type

COLD CONTROLS (CONT.)

RANCO CONTROLS (CONT.)

OEM	Ranco Part Number	Cold		Normal		Warm		Capil. Inches	C = Coiled S = Straight	Shaft	OEM Part Number	Order Number
		Out	In	Out	In	Out	In					
SILVER KING	9530N1427	-17		-8	0		10	27	S	None	42870	**46-1546**
	9530N1433	-2		12	32		42	27.5	S	Pointer	43064	**46-1547**
	9530N1477	-38.8	-8.8	-32.3	-4.8	-22.7	1.3	36.5	S	Slot	43145	**46-1548**
	9531N221	8.7		15	39		21.1	36.5	S	Pointer	20889	**46-1552**
	9530N1364	28		35	40		49	24	S	Driver	42605	**46-1549**
	9530N990	-30		-10	4		16	28	S	Slot	21332	**46-1554**
	9530N782	-19.5		12	32		42	26.5	C	Slot	40755	**46-1577**
	9530N144	-2		12	32		42	26.5	S	Slot	40300	**46-1324**
TAYLOR	A30-3755-000	20	28				47	24	S	Driver	27505	**46-1558**
TRAULSEN	9531N232	14	43			-28		20	C	Slot	324-28994-00	**46-1326**
	9531N379	14	38			28.5		24.5	S	Slot	324-60001-00	**46-1553**
	9531N394	11		20	38	28		36.5	S	Driver	433598	**46-1467**
	9530N1284	-25		-14.5	-8.5		-1	24.5	C	Slot	324-31865-00	**46-1331**
	9531N245	14	43			28.4		70	C	Slot	324-31307-00	**46-1327**
	A30-1769	-19	10			-7	0	36	S	Shaft	324-12769-00	**46-1328**
	A30-2282	32	37				57	48	S	Shaft	324-12455-00 324-36989-00	**46-1325**
TRUE	9530N1185	16.5		26.5	32.5		44.5	24.5	S	Slot	800320	**46-1416**
	9530N1284	-25		-14.5	-8.5		-1	24.5	C	Slot	800312	**46-1331**
	9531N251	14	40			22		42.5	S	Slot	800306	**46-1329**
	9531N335	9		16	36.5	22.6		72.5	S	Slot	800313	**46-1330**
	9531N376	7.1		14.5	35		21.1	72.5	S	Shaft	963056	**46-1566**
	3ART55VAA3	21.2		26.2		29.3		43	S	Shaft	800368	**46-1610**
	BN-077B6871	14.2		19.2		24.1		42	S	Shaft	800386	**46-1611**
VICTORY	A30-3943-000	-21		-8	-1		10	36	C	Shaft	50616101	**46-1560**
	A30-261	32	38				61	84	S	Shaft	50373001	**46-1501**
WOLF	9530N1284	-24		-14.5	-8.5		-1	24.5	C	Slot	267274	**46-1331**

RANCO

46-1572
Slot Type Shaft

46-1537
Screw “Driver” Type Shaft

46-1531
Shaft Type

RANCO TEMPERATURE COLD CONTROL

The CC-1 Temperature Cold Control was designed to service either refrigerator-freezers or standalone freezers. It will adjust to the temperature range of either appliance. This means you can avoid the cost and trouble of carrying two different units. The Temporary Cold Control comes complete with knob, dial plate, mounting suction cups, and terminals. When the need arises, it is a simple task to connect, position and set it. Once installed, it will efficiently control refrigeration temperature until the exact control is available. Any temperature adjustments can be made just as with the original control. The service technician can then return with the permanent replacement when it's convenient to the customer.

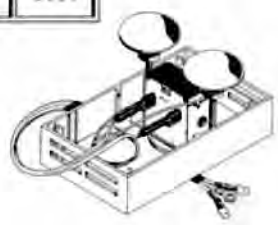

	RobertShaw Part Number	Cold		Normal		Warm		Capil. Inches	OEM Part Number	Order Number
		Out	In	Out	In	Out	In			
General Use	CC-1	-5	5	3	2	3	8	9	Replaces Cutler Hammer 9530N1147	**46-1426**

UNIVERSAL TEMPORARY/PERMANENT COLD CONTROL

- Easy install for temporary or permanent applications
- Mount with velcro, screws or suction cups

Specifications	Order Number
-6° to +40°F, 7° Diff., SPST	**46-1402**

46-1402

ETC TEMPERATURE CONTROLS

- ETC used in many commercial refrigeration applications
- Wide temperature range, one and two stage capability
- Selectable heating/cooling modes and multi-voltage input
- ETC is designed to provide application flexibility
- Models available include 120/208/240 VAC, as well as single stage and two stage
- Wide temperature range (-30° to +220°F)
- Wide different adjustment (+1° to +30°F)

APPLICATIONS

- Walk-in and reach-in refrigerators
- Milk coolers
- Refrigerated display cases
- Any refrigeration system requiring temperature control
- Staging heating/cooling

46-1427

46-1428

46-1430

46-1579

46-1422

Model Number	Voltage	Stage	Order Number
ETC-111000-000	120/208/240 VAC	One	**46-1427**
ETC-112000-000	24 VAC	One	**46-1428**
ETC-141000-000	120/208/240 VAC	One	**46-1430***
ETC-211000-000	120/208/240 VAC	Two	**46-1579**
ETC-212000-000	24 VAC	Two	**46-1422**

*Rated NEMA 4

ETC Replacement Temperature Sensor

The 1309007-044 thermistor sensor is used with the Ranco ETC family of electronic temperature controls and supports a temperature range of -30° to +220°F.

Order Number
44-1403

ETC TEMPERATURE CONTROLS (CONT.)

Single Stage Electronic Temperature Control

A419 Series Electronic Temperature Control with NEMA 1

Item	Description	Lead Length	Code Number	Order Number
Line Voltage, NEMA 1 Enclosure, Electronic Temp. Control with Display	Supply Voltage: 120 or 240 VAC Range: -30 to +212°F (-34 to +100°C) Differential: +1 to +30°F (+1 to +30°C)	6½ Ft. (2m)	A419ABC-1C	**88-1200**

Single Stage Electromechanical Temperature Controls

A19 Series Remote Bulb Control/Adjustable Differential (Wide Range)

Switch Action	Range F° (C°)	Diff. F° (C°)	Bulb & Capillary	Bulb Well Number (Order Separately)	Range Adjuster	Max. Bulb Temp. F° (C°)	Code Number	Order Number
SPDT	-30 to +100 (-34 to +38)	+3 to +12 (+1.7 to +6.7)	⅜" x 4" 8 Ft. Cap	WEL 14A-602R	Convertible	140 (60)	A19ABC-24C	**88-1201**

A19 Series Coiled Bulb Space Thermostat /Cooling

Switch Action	Range F° (C°)	Diff. F° (C°)	Bulb & Capillary	Range Adjuster	Max. Bulb Temp. F° (C°)	Code Number	Order Number
SPDT	-30 to +100 (-34 to +38)	+3 to +12 (+1.7 to +7)	1⅜" x 2¼" Coiled	Convertible	140 (60)	A19BBC-2C	**88-1202**

JOHNSON CONTROLS

88-1200

88-1201

88-1202

For **Data Loggers**
See Page 22

For **Temperature and Water Alarms**
See Page 23

For Cooking Equipment, See our Hot Side Catalog

Featuring Replacement Parts, Supplies and Accessories for the following manufacturers:

Accutemp
Adamation
Adcraft
Advance Controls
Alto-Shaam
Amana
American Dish Service
American Metal Ware
American Range
Anets
APW (American Permanent Ware)
Aqua-Pure
Aquatrol
Arrow Hart
Asco
Atlas
Autofry/Motion Technologies
B K Industries
Bakers Pride
Bar Maid
Barnes And Jones
Baso
Bastian Blessing
Belleco
Berkel
Bevles
Biro
Bizerba
BKI (Barbeque King)
Black Rhino
Blakeslee
Blickman
Blodgett
Bloomfield
Brewmatic
Brite-Way
Broaster
Bunn
Buss
C Cretors
Cadco
Cambro
Canplas
Carter Hoffmann
CDN
Cecilware
Champion
Chromalox
Clark
Cleveland
CMA Dishmachines
Comark
Comstock Castle
Conbraco
Connerton
Cooper Wiring
Crathco
Crescor
Crown
Cuno
Curtis
Custom Deli Equipment
DCS
Dean
Delfield
Dormont
Duke
Dynamic Mixer
Eagle
Eagle/Metal Masters
Edlund
EGO
Electrolux
Ember Glo
Energy Mizer
Essex Stemco
Everpure
Falcon
Farberware
Fast
Federal Industries
Fenwal
Fetco
Fisher
Fisher Mfg
Flame Guard
Fluke
Franklin Chef
Frymaster
Fusion
FWE (Food Warming Equipment)
Garland
Glass Pro
Globe
Grindmaster
Groen
Hamilton Beach
Harper Wyman
Hartland Controls
Hatco
Hays
Henny Penny
Hickory
Hobart
Hollymatic
Holman
Honeywell
Hubbel
Imperial
Insinger
In-Sink-Erator
Intedge
Intek
Intermetro
Jackson
Jade Range
Jet Force
Jet Spray
Kason
Keating
Knight
Lang
Legion
Lincoln
Loctite
Magikitch'N
Marathon Heater
Market Forge
Marsal And Sons
Marshall Air
Maxitrol
Meiko
Merco
Middleby Marshall
Miroil
MKE
Montague
Moyer Diebel
Nemco
Nieco
Nu-Vu
Panasonic
Parker
Pelouze
Penn-Johnson
Perfect Fry
Pitco
Prince Castle
Randell
Rankin Delux
Rational
Research Products
Robertshaw
Robot Coupe
Rocky Mountain Cookware
Roll-A-Grill
Roundup
Royal Range
Salvajor
San Jamar
Savory
Scratch-B-Gone
Seco
Selecto
Server Products
Sheila Shine
Silver King
Southbend
Southern Pride
Star Metal
Star Mfg
Stera-Sheen
Stero
Sunne Controls
Super Systems
Super-Chef
T&S
Table Shox
Taylor
TEC
Toastmaster
Toastwell
Tomlinson
Traulsen
Tri-Star
Turbochef
UEI
Ultra-Serve
Univex
US Range
Vita-Mix
Vollrath
Vulcan Hart
Waring
Watts
Wells
West Bend
White Rodgers
Winston Products
Wittco
Wolf
Wyott

CALL 800-332-2500 TO REQUEST A HOT SIDE CATALOG

AllPoints® Foodservice Parts & Supplies

THERMOMETERS

Pro-Accurate® Quick-Read Pocket Thermometer

- -40° to +450°F/-40° to +230°C
- 2.75"/7.0 cm stem with 2.5 mm reduced tip
- Waterproof
- 6-8 second response
- Recalibratable

Order Number
62-1144

Pro-Accurate® Quick-Read Thermometer

- -40° to +450°F/-40° to +230°C
- 5"/12.7 cm stem with 2.5 mm reduced tip
- Waterproof
- 6-8 second response
- Recalibratable

Order Number
62-1145

Pro-Accurate® Quick-Read® Thin Tip Thermometer

- -40° to +450°F/-40° to 230°C
- 2.75"/7.0 cm stem with 1.5 mm reduced tip
- Waterproof
- Data hold
- 6 second response
- Recalibratable

Order Number
62-1155



Pro-Accurate® Oven Thermometer

- +150° to +550°F/+70° to +280°C
- Ovenproof
- Durable laboratory glass lens
- Target range indication

Order Number
62-1147

Pro-Accurate® Fresh Food Thermometer

- +100° to +180°F/+38° to +82°C
- Ovenproof
- Durable laboratory glass lens
- Target range indication

Order Number
62-1146

Pro-Accurate® Insta-Red® Candy & Deep Fry Thermometer

- +100° to +400°F
- 1.75"/4.4 cm dial
- 7"/17.8 cm stem
- Target range indication
- Recalibratable

Order Number
62-1150

Pro-Accurate® Insta-Read® Beverage & Frothing Thermometer

- 0° to +220°F/-18° to +104°C
- 1.5"/3.8 cm magnified dial
- 5"/12.7 cm stem
- Waterproof
- Target range indication
- Calibration tool on sheath

Order Number
62-1148

Pro-Accurate® Insta-Read® Cooking Thermometer

- 0° to +220°F
- 1"/2.5 cm magnified dial
- 5"/12.7 cm stem
- Waterproof
- Calibration tool on sheath

Order Number
62-1149

Images show style only, see specifications for temperature ranges

THERMOMETERS (CONT.)

Pro-Accurate® Refrigerator/Freezer Thermometer

- -40° to +80°F/-40° to +27°C
- Target range indication
- Polycarbonate case
- Non-mercuric column

Order Number
62-1151

Pro-Accurate® Economy Refrigerator/Freezer Thermometer

- -40° to +120°F/-40° to +50°C
- Target range indication
- Polycarbonate case
- Non-mercuric column

Order Number
62-1152

Pro-Accurate® Heavy Duty Refrigerator/Freezer Thermometer

- -20° to +80°F/-30° to +30°C
- Durable laboratory glass lens
- Target range indication

Order Number
62-1153

Pro-Accurate® Infrared/Thermocouple Probe Thermometer

- Instrument range:
  Infrared: -67° to +482°F/-55° to +250°C
  Thermocouple: -67° to +626°F/-55° to +330°C
- NSF approved
- 4.5" (11.43 cm) probe
- Waterproof, shatterproof
- ±2°F/1°C accuracy
- For non-contact surface temperatures
- Probe for internal temperatures
- Dual function
- Rapid response
- Maximum, minimum and lock for continuous scanning
- White light target illumination
- Distance: Spot = 2.5:1
- Data hold
- One button operation
- HACCP check lights & icons
- Battery status indication
- Food-safe ABS plastic
- Stainless steel probe
- Auto-off
- Pouch
- Two 1.5V AAA IEC LR03 alkaline

Order Number
62-1154

Images show style only, see specifications for temperature ranges

THERMOMETERS

Refrigerator/Freezer Thermometer

- -20° to +80°F
- 2" dial
- Hangs or stands
- Bold numbers
- Stainless steel
- Fahrenheit/Celsius scale

Order Number 62-1023

Refrigerator/Freezer Thermometer

- -40° to +65°F
- 2" dial w/3.5" rear flange
- 4' capillary and bulb
- Fahrenheit/Celsius scale

Order Number 62-1039

Refrigerator/Freezer Thermometer

- -40° to +65°F
- 2" dial w/3" front flange
- Nickel plated 240" capillary and bulb
- Fahrenheit/Celsius scale

Order Number 62-1123

Refrigerator/Freezer Thermometer

- -40° to +65°F
- 2" dial w/3" front flange
- 10" capillary and bulb
- Fahrenheit/Celsius scale

Order Number 62-1037

Refrigerator/Freezer Thermometer

- -40° to +160°F
- 2" dial w/3 5/16" flange
- 6" stem
- 10" capillary and bulb
- Fahrenheit/Celsius scale

Order Number 62-1044

Refrigerator/Freezer Thermometer

- -40° to +65°F
- 2" dial
- Strap hanger for mounting
- Nickel plated 4' capillary and bulb
- Fahrenheit scale

Order Number 62-1043

Refrigerator/Freezer Thermometer

- -40° to +65°F
- 2" dial w/3" front flange
- Nickel plated 4' capillary and bulb
- Fahrenheit/Celsius scale

Order Number 62-1038



Refrigerator/Freezer Thermometer

- -40° to +65°F
- 2" dial w/3" front "white" flange
- 72" capillary and bulb
- Fahrenheit/Celsius scale

Order Number 62-1130

Refrigerator/Freezer Thermometer

- -40° to +65°F
- 2.5" dial w/3.5" front flange
- 48" capillary and bulb
- Fahrenheit/Celsius scale

Order Number 62-1040

Refrigerator/Freezer Test Thermometer

- -40° to +65°F
- 2" dial Servicemans/Superheat type
- Nickel plated 1' capillary, bulb and mount strap
- Fahrenheit scale

Order Number 62-1117

Images show style only, see specifications for temperature ranges

THERMOMETERS (CONT.)

Refrigerator/Freezer Thermometer

- -40° to +65°F
- 2" dial
- 48" capillary
- Rear U-clamp mounted
- Fahrenheit/Celsius scale

Order Number
62-1042

Refrigerator/Freezer Thermometer

- -40° to +65°F
- 2" dial
- 48" capillary
- Rear U-clamp mounted
- Fahrenheit/Celsius scale

Order Number
62-1107

Refrigerator/Freezer Thermometer

- -40° to +65°F
- 2" dial
- 29" capillary
- Rear U-clamp mounted
- Fahrenheit/Celsius scale

Order Number
62-1108

Refrigerator/Freezer Thermometer

- -40° to +65°F
- 2" black dial
- 48" capillary
- Rear U-clamp mounted
- Fahrenheit/Celsius scale

Order Number
62-1132

Refrigerator/Freezer Solar-Powered Digital Thermometer

- -58° to +302°F
- 2" dial, 3" front flange
- 108" capillary
- Fahrenheit/Celsius scale

Order Number
62-1041

Refrigerator/Freezer Solar-Powered Digital Thermometer

- -58° to +158°F
- 2" case, 3" rear flange
- 120" capillary
- Fahrenheit/Celsius scale

Order Number
62-1088

Refrigerator/Freezer Solar-Powered Digital Thermometer

- -58° to +158°F
- 2" case, 3" front flange
- 108" capillary
- Fahrenheit/Celsius scale

Order Number
62-1128

Refrigerator/Freezer Solar-Powered Digital Thermometer

- -58° to +158°F
- 2" case, U-clamp mount
- 108" capillary
- Fahrenheit/Celsius scale

Order Number
62-1112

Refrigerator/Freezer Solar-Powered Digital Thermometer

- -50° to +158°F scale
- 4½" W x 1⅛" H x ⅝" D
- ⅜" x 1⅜" LCD display
- 56" probe lead
- 10 second update
- ABS plastic case
- Surface mount
- Accurate to within 2°F
- Can use AAA battery for backup
- Fahrenheit scale

Order Number
62-1071

Refrigerator/Freezer LED Digital Thermometer

- -40° to +120°F
- 102" capillary
- Flush or surface mount
- Fahrenheit/Celsius scale

Order Number
62-1136

Refrigerator/Freezer Horizontal Drum Thermometer

- -40° to +140°F
- 60" capillary
- Flush mount
- Fahrenheit/ Celsius scale

Order Number
62-1129

Images show style only, see specifications for temperature ranges

THERMOMETERS (CONT.)

Refrigerator/Freezer Thermometer

- -40° to +80°F
- 4⅞" x 1¼"
- Hangs or stands
- Bold numbers
- Stainless steel
- Fahrenheit/Celsius scale

Order Number
62-1104

Refrigerator/Freezer Thermometer

- -40° to +120°F
- ⅝" x 4 7/16"
- Hang mount, vertical
- 4" scale
- Fahrenheit/Celsius scale

Order Number
62-1046

Refrigerator/Freezer Thermometer

- -40° to +120°F
- Hang or surface mount, vertical
- 4½" overall
- Fahrenheit/Celsius scale

Order Number
62-1126

Refrigerator/Freezer Thermometer

- -40° to +120°F
- 3¾" long
- Surface mount, vertical
- Fahrenheit/Celsius scale

Order Number
62-1189

Pocket Test Thermometer

Description	Temperature Range	Order Number
1¾" Dial with Plastic Case	0° to +220°F	62-1090

62-1090

Digital Pocket Test Thermometers

Description	Temperature Range	Order Number
6" Overal Size w/ Water Resistant Boot, has Data Hold Feature, includes Plastic Pocket Case and Battery	-40° to +550°F	62-1036
6¼" Overal Size, includes Plastic Pocket Clip	-40° to +302°F -40° to +150°C	62-1061
7¼" Overal Size, includes Plastic Pocket Clip	-58° to +572°F -50° to +300°C	62-1073
Dishwasher Test Thermometer, 4¾" Long Probe, Water Tight with Hold Feature	-40° to +450°F -20° to +200°C	62-1081
Thin Tip, Waterproof, NSF Approved	-58° to +300°F -50 to +150°C	62-1118
NSF Approved	-58° to +300°F	62-1119
Thin Tip, 4" Stainless Steel Stem, NSF Approved	-40° to +300°F	72-1322
Thin Tip, Waterproof, Biocote Antimicrobial Protection, NSF Approved	-4° to +400°F -20 to +200°C	72-1323

62-1036

62-1061

62-1073

62-1081

62-1118

62-1119

72-1322

72-1323

Images show style only, see specifications for temperature ranges

THERMOMETERS (CONT.)

UEI Model INF 195 Infrared Thermometer

LASER TARGETING INFRARED THERMOMETER WITH NYLON CARRYING CASE

- -76° to 932°F/-60° to 500°C
- Distance spot ratio 12:1
- Work light
- Accepts K type probes
- Min./max. differential/average
- Hi/low alarm (user adjustable)
- Class II laser

Order Number
72-1135

Fieldpiece Model SIL2 Pen Style Infrared Thermometer with LED Flashlight

- Among Fieldpiece's most accurate IR thermometers
- With a 1:1 field of view and a protective IR lens cap, the SIL2 is as small as a pen and delivers big results
- Features automatic data hold
- Measure from -27° to 230°F
- Measurements in °F or °C
- Excellent accuracy — ±1.5°F and a resolution of 0.5°F
- Includes Auto-Power Off (APO) to conserve battery life

Order Number
72-1682

Infrared Thermometers by FLUKE®

RANGE: -30° to 525°F

SCAN: Quickly scan temperatures without risk of cross-contamination

PROBE: Verify internal temperatures with flip down probe thermometer (FoodPro Plus unit only)

TIMER: Set adjustable alarms for line check reminders (FoodPro Plus unit only)

HACCP CHECK: Indication lights instantly warn of potentially unsafe temperatures

HAND WASHABLE: Sealed to IP54 standards for long life expectancy and accuracy

SPOT ILLUMINATION: Target IR measurements highlighted by LED

EXTENDED LIFE: Two year warranty standard for normal use

FoodPro

Order Number
62-1133



Deep fryers

Probe meat and poultry

Cold storage

Preparing foods

Steam tables and salad bars

IP54 sealed for easy cleanup

FoodPro Plus

Order Number
62-1101

For more information visit ***www.fluke.com***

Images show style only, see specifications for temperature ranges

THERMOMETERS (CONT.)

UEI Model DT301 Digital Thermometer

4 FOOT TEMPERATURE PROBE, DATA LOGGING, USB INTERFACE, BATTERY AND INSTRUCTION MANUAL

- Ideal for food service applications as well as industrial applications — like measuring stack temperatures
- Interchangeable probe accepts K, J & T type probes
- Easy to read 0.5" LCD display
- Measure from -328° to 2,228°F
- Measures °F or °C scale
- Accuracy: 0.1% of reading
- Low battery indication
- Ruggedized to withstand a 10 foot drop
- Water resistant
- Backlight
- Min./max. records with time stamp
- Dual displays shows elapsed time & temperature
- Data logging
- USB interface (software included)
- 3 year limited warranty

Order Number
72-1012

Digital Thermometer Kit

DT33/PI

Complete kit with carrying case, 4 ft. temperature probe, 8" surface probe, 8" liquid probe, 8" air probe, probe handle, battery and instructional manual

- Especially ideal for use in commercial kitchens for calibration of equipment
- Easy to read 0.5" LCD display with back light
- Measure from -125° to 500°F
- Interchangeable probe accepts most J type probes
- Accuracy: 0.1% of reading
- Low battery indication
- Made to withstand a 10 foot drop
- Water resistant
- Easy to use membrane keypad
- Data hold
- 3 year limited warranty

Order Number
72-1130

Type "K" Thermocouple Thermometer

Supplied with CRS/5 Protective Boot

- -40° to 1000°F/-40° to 500°C
- Accuracy ±2°F/1°C
- Water resistant and easily cleanable with membrane keypad
- Sub-miniature connector
- Accepts a wide range of type "K" probes (not included)
- Auto switch-off to save battery life
- Includes 9 volt alkaline battery

Order Number
72-1236

Images show style only, see specifications for temperature ranges

THERMOMETERS (CONT.)

Type "J" Probes For Digital Thermometers

Description	Temperature Range	Mfg. Number	Order Number
4 Ft. Temperature Probe	-40° to +950°F	ATT19	**72-1013**
4 Ft. Temperature Probe	-40° to +950°F	ATT27	**72-1015**
Hot Liquid Immersion Probe	-40° to +1,550°F	ATT26	**72-1014**
Handle Assembly with 4' Cord	—	ATT39	**72-1020**
Interchangeable Surface Probe	—	ATT40	**72-1021**
Interchangeable Liquid Immersion Probe	—	ATT41	**72-1022**
Liquid Immersion Probe with 8" Tip	-40° to +1,550°F	ATT30	**72-1025**
Right Angle Surface Probe	-40° to +950°F	ATT48A	**72-1024**
Surface Probe with 8" Tip	-40° to +950°F	ATT47	**72-1023**

72-1013

72-1015

72-1014

72-1020

72-1021

72-1022

72-1025

72-1024

72-1023

Type "K" Probes

Description	Mfg. Number	Order Number
Griddle Probe w/30" Armored Capillary Cord	SK40M	**72-1238**
Immersion Probe w/4 Ft. Cord	ATT50	**72-1242**
Micro-Tip Needle Probe w/4 Ft. Cord	PK15M	**72-1237**
Needle Probe w/4 Ft. Cord	PK19M	**72-1241**
Oven/Air Probe w/4 Ft. Cord (Fiberglass Coated) and Alligator Clip	ATT29	**72-1243**
Surface Probe w/4 Ft. Cord	SK42M	**72-1235**
Probe Wipes, 70 Count	PW70T	**72-1239**
Probe Wipes, 200 Count	PW200T	**72-1240**

72-1238

72-1242

72-1237

72-1241

72-1243

72-1235

72-1239

72-1240

THERMOMETERS (CONT.)

Flange Mount Thermometers

Description	Temperature Range (°F)	Dial	Flange	Capillary	Order Number
	20° to 220°F	2"	3" Front	12"	**62-1054**
	70° to 220°F	2"	3" Front	12"	**62-1049**
½" Nickel Plated Packing Gland	100° to 220°F	2"	3" Front	48"	**62-1008**
½" Nickel Plated Packing Gland	100° to 220°F	2"	3" Front	48"	**62-1009**
½" Nickel Plated Packing Gland	100° to 220°F	2"	3" Front	96"	**62-1012**
½" Nickel Plated Packing Gland	100° to 220°F	2"	3" Front	96"	**62-1013**
	40° to 240°F	2"	3" Front	48"	**62-1030**
	100° to 280°F	2"	3" Front	12"	**62-1048**
Surface Mount	40° to 240°F	2"	2½" Rear	48"	**62-1031**
Surface Mount, 4" Stem Probe	200° to 1000°F	2"	3 5/16" Rear	4"	**62-1032**

62-1054

62-1049

62-1008, 62-1009, 62-1012, 62-1013

62-1030

62-1048

62-1031

62-1032

Rear U-Clamp Mounted Thermometers

Description	Temperature Range (°F)	Dial	Capillary	Order Number
	0° to 220°F	2"	24"	**62-1050**
	20° to 220°F	2"	24"	**62-1066**
	70° to 220°F	2"	172"	**62-1069**
	30° to 220°F	2"	24"	**62-1059**
½" MPT Adapter	100° to 220°F	2"	48"	**62-1074**
½" MPT Adapter	100° to 220°F	2"	96"	**62-1075**
⅜" MPT Fitting	100° to 220°F	2"	144"	**62-1060**
½" Nickel Plated Packing Gland	100° to 220°F	2"	48"	**62-1006**
½" Nickel Plated Packing Gland	100° to 220°F	2"	48"	**62-1007**
½" Nickel Plated Packing Gland	100° to 220°F	2"	96"	**62-1010**
½" Nickel Plated Packing Gland	100° to 220°F	2"	96"	**62-1011**

62-1050

62-1066

62-1069

62-1059

62-1074

62-1075

62-1006, 62-1007, 62-1010, 62-1011, 62-1060

Images show style only, see specifications for temperature ranges

THERMOMETERS (CONT.)

Specialty Thermometers

Description	Temperature Range (°F)	Size	Order Number
For Grill/Surface — Open Coil & Magnet	0° to +500°F	2" Dia.	**62-1076**
Candy/Fryer Thermometer — with Clip, 5" Stem, Stainless Steel	+100° to +400°F	2¼" Dia., 5½" L	**62-1121**
Candy/Fryer Thermometer — with Clip, 12" Stem, Stainless Steel	+50° to +550°F	2½" Dia., 12" L	**62-1127**
Stainless Steel	+100° to +400°F	12½" L	**62-1034**
Meat Thermometer	+140° to +190°F	2¼" Dia., 4" L	**62-1109**
Oven Thermometer — Folding Stainless Steel Cover	+100° to +600°F	5" High Folded	**62-1025**
Oven Thermometer — Hook for Hanging	+200° to +550°F	2¼" x 2¼" , 2" Dial	**62-1024**
Dual Scale Temperature Thermometer — Mount ½" MPT Bottom	+20° to +220°F 0° to +105°C	2⅞" Dia., 2¼" Dial Face, 84" Capillary	**62-1019**

62-1076

62-1121

62-1127

62-1034

62-1109

62-1025

62-1024

62-1019

1-2 Day Ground Shipping to Most of the U.S.

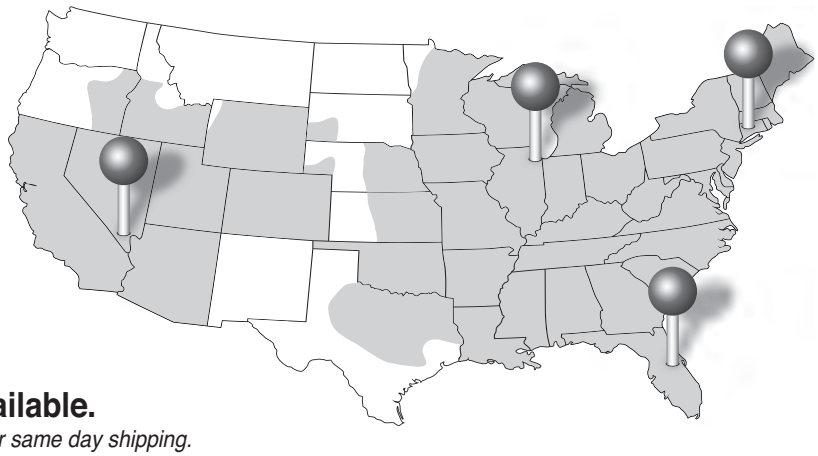

AllPoints® Foodservice Parts & Supplies

Overnight Air Shipping Available.
We offer the latest cut-off in the industry for same day shipping.

Images show style only, see specifications for temperature ranges

DEFROST TIMERS

Defrost Timers

PARAGON

8040 SERIES DEFROST CONTROLS 40 AMP, TIME INITIATED, TIME TERMINATED
8140 SERIES 40 AMP, TIME INITIATED, TEMPERATURE OR PRESSURE TERMINATED

- Frequency of defrost is one to six cycles per day
- A minimum of four hours between successive defrost cycles
- Adjustable back-up defrost termination from four-110 minutes in two minute increments
- Control works with an external temperature or pressure sensor
- Choice of three contact arrangements for electric heat, compressor shutdown or hot gas defrost
- Positive switch action slider bar
- Switch ratings per pole: 40 amp, 2 HP, 690 VA pilot duty, 120-240 volts AC
- Heavy steel enclosure. Gray finish. Knockouts at bottom, back and sides. Hasp and staple for padlock
- Available on bracket for sub-panel mounting
- Operating voltage: 120 or 208-240 volt, 60 Hz (50 Hz – see chart below)
- Heavy duty, synchronous industrial type motor
- First transfer after refrigeration cycle: (A633-20)
  - 2-4 remains closed (compressor)
  - 1-3 opens (fan)
  - 3-N remains open (heaters)
- Second transfer:
  - (3-6 minutes after the first)
  - 2-4 opens (compressor)
  - 1-3 remains open (fan)
  - 3-N closes (heaters)
- Shipping weight = 3¾ lb. (1.7 kg.)
- Control supplied with 4 dial pins

Volts	Normal Position of Contacts During Refrigeration Cycle			Uni-Line Part Number	Order Number
	3N	1-3	2-4		
120	None	Open	Closed	8045-00	**42-1442**
208/240	None	Open	Closed	8045-20	**42-1443**
120	Closed	Open	Closed	8141-00	**42-1444**
208/240	Closed	Open	Closed	8141-20	**42-1440**
120	None	Open	Closed	8145-00	**42-1445**
208/240	None	Open	Closed	8145-20	**42-1446**
120/208-240	Closed	Open	Closed	9045-00	**42-1520**
120/208-240	Closed	Open	Closed	9145-00	**42-1521**
120	Closed	Open	Closed	8041-00	**42-1643**

Defrost Timers – Economy

Supco

- Heavy-duty synchronous motor
- Adjustable Defrost Initiation Frequency: One to six times per day
- Adjustable Defrost Cycle Duration: 4 to 110 minutes in two-minute increments

Volts	Switching NO Normally Open NC Normally Closed	Time Initiated Time Terminated	Time Initiated Temperature or Pressure Terminated	Uni-Line Part Number	Order Number
120	1 NO/2 NC	Yes	No	80410	**42-1796**
240	1 NO/2 NC	Yes	No	80412	**42-1797**
120	1 NO/1 NC	Yes	No	80450	**42-1798**
240	1 NO/1 NC	Yes	No	80452	**42-1799**
120	1 NO/2 NC	No	Yes	81410	**42-1800**
240	1 NO/2 NC	No	Yes	81412	**42-1801**
120	1 NO/1 NC	No	Yes	81450	**42-1802**
240	1 NO/1 NC	No	Yes	81452	**42-1803***

*Replacement mechanism for **42-1803** = **42-1819**

42-1796

42-1803

DEFROST TIMERS (CONT.)

Defrost Timer

FEATURES/BENEFITS:

- Allows normal refrigerator defrost operation when ice-maker is removed from system
- Direct "plug-in" fit with either suction cup or permanent screw-mounting

MADE IN THE USA

Order Number
42-1804

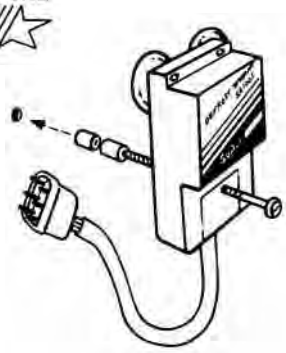

EDT Series Electronic Adjustable Defrost Timer

MADE IN THE USA

FEATURES/BENEFITS:

- Universal replacement
- Electronic circuitry
- Adjustable defrost frequency 4 to 12 hours
- Adjustable defrost time 10 to 35 minutes
- Standard size & mounting to fit most applications
- Standard terminal configuration to accommodate most connections
- No ground wire

APPLICATIONS:

- Replaces most Defrost Timers in domestic and commercial refrigerators and freezers

Volts	Max. Compressor Rating	Max. Resistive Load	Order Number
115 VAC	1/3 HP	10 AMP	**42-1792**
115 VAC	3/4 HP	20 AMP	**42-1793**

42-1792

42-1793

Electronic Adjustable Timers

FEATURES:

- Adjustable interval timers
- LED to indicate energized load
- Fast cycle button to alternate timer manually
- Automatic cycle is between 40 to 60 seconds
- Timer reset connection for external reset control
- Replaces most mechanical commercial timers
- Mounted using #6 screws (not included)
- Available in 120 volts or 220 volts

42-1794 & 42-1795 MOUNTING DIMENSIONS (IN MM).

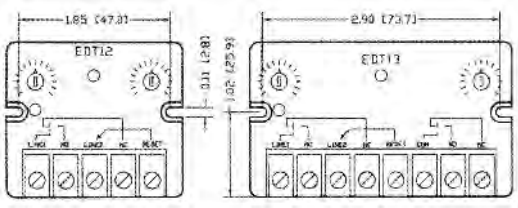

COMMON SPECIFICATIONS FOR 42-1794 & 42-1795

On Time	5 to 60 Minutes
Off Time	1 to 27 Hours
Timing Accuracy	+/- 10%
Fast Cycle	Approximately 30 Seconds

Volts	Max. Motor Switching Capacity, HP	Max. Switching Current (Resistive), AMP	Number of Set of Contacts	Order Number
120	1	27	1	**42-1794**
120	1	27	2	**42-1795**

42-1794, 42-1795

DEFROST THERMOSTATS

Defrost Thermostat

- Surface mount
- Two wire heater limit 75° – 40°F range

Open	Close	Mount	Order Number
75°F	40°F	Flush	**46-1617**

46-1617

Defrost Thermostat

- Surface mount
- Three wire fan and defrost terminator
- 55° – 35°F range

Open	Close	Mount	Order Number
55°F	35°F	Flush	**46-1618**

46-1618

Defrost Thermostat

- Surface mount
- Three wire heater limit 65° – 30°F range

Open	Close	Mount	Order Number
65°F	30°F	Flush	**46-1620**

46-1620

Defrost Thermostat

- Tube mount
- Three wire heater limit 55° – 30°F range

Open	Close	Mount	Order Number
55°F	30°F	Tube	**46-1619**

46-1619

BLIND DROP SHIPMENTS AT NO EXTRA CHARGE

No inventory requirements!

Ship direct to your customer for faster repairs.

TIME DELAYS

Delay on Make Timer (DOM)

MODE OF OPERATION:
- Upon application of power the time delay initiates
- On completion of selected delay period, the load is energized
- Timer will reset on power interruption or when thermostat disconnects

TIMING DIAGRAM

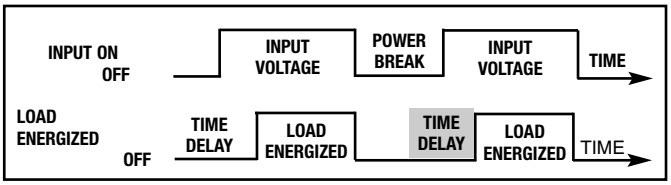

44-1559

Delay Range Adjustable	Delay Range Fixed	Connections	Replaces	Order Number
6 sec. to 8 min.	N/A	(2) ¼" Male Terminals	Diversitech AC-800-ADM1/ ICM 102/A-1 701/Mars 32391	**44-1559***

*Cut the jumper to use in 120/240 volts.

Delay on Break Timer (DOB)

MODE OF OPERATION:
- Upon application of power the load is energized immediately
- When the thermostat opens or on power interruption the load is de-energized and the time delay initiates
- The load will be energized again after the delay time has elapsed

TIMING DIAGRAM

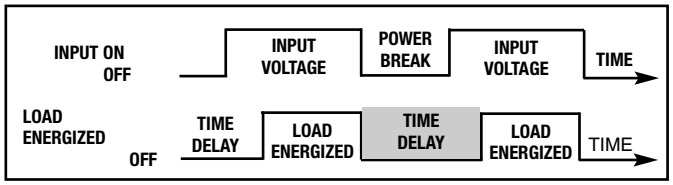

44-1560

Delay Range Adjustable	Delay Range Fixed	Connections	Replaces	Order Number
6 sec. to 5 min.	N/A	(2) ¼" Male Terminals	Diversitech ASC500-ADB1/ ICM203/Mars 32392/A-1 EAC-501-ADJ	**44-1560***

*Cut the jumper to use in 120/240 volts.

See Our Web Site to Place Your Orders and More!

Search Our Entire Inventory @ www.AllPointsFPS.com

Log into your account and you can…

- ***Check Current Pricing and Availability***
- ***Place Orders Anytime — Day or Night***
- ***Download Current Pricing, Forms and More***
- ***View Product Description & Model Usage***
- ***View Order History***
- ***Track Shipments***
- ***Check Order Status***
- ***View Account Information***
- ***Save Time with Quick Order***

DATA LOGGERS

Measures Temperature, Humidity and Dew Point Simultaneously

FEATURES/BENEFITS

- Windows™ 98SE, ME, 2000 XP and Vista compatible software included
  Not compatible with Windows™ 95 or NT
- PC, delayed start or push button recording control
- Temperature and humidity alarm with visual indication on demand
- User selectable stop on memory full or memory rollover for continuous recording
- Real time monitoring
- View graph and text simultaneously
- Can calibrate through software
- Displays temperature in F° or C°
- USB interface standard (cable included)

Order Number
72-1224

Measures Temperature Only

FEATURES/BENEFITS

- Windows™ 98SE, ME, 2000 XP and Vista compatible software included
  Not compatible with Windows™ 95 or NT
- PC, delayed start or push button recording control
- Temperature alarm with visual indication on demand
- User selectable stop on memory full or memory rollover for continuous recording
- Real time monitoring
- View graph and text simultaneously
- Can calibrate through software
- Displays temperature in F° or C°
- USB interface standard (cable included)

Order Number
72-1223

SPECIFICATIONS	72-1224	72-1223
Sample Point Capacity:	43,344 for temperature only 21,672 for temperature, humidity & dew point	43,344 for temperature samples
Sample Rate:	1 second to 18 hours	1 second to 18 hours
Alarms:	High and low temperature & humidity alarms w/visual indication on demand	High and low temperature & humidity alarms w/visual indication on demand
Temperature Range:	-40°F to 160°F (-40°C to 70°C)	-40°F to 185°F (-40°C to 85°C)
Temperature Accuracy:	+/-1°F (+0.5°C)	+1°F (+0.5°C)
Temperature Resolution:	0.01°F or 0.01°C	0.01°F or 0.01°C
Relative Humidity Range:	0% to 99% RH, non-condensing	
Relative Humidity Accuracy:	+/-2% RH from 10% to 90% RH	
Relative Humidity Resolution:	0.01% RH	
Calibration:	Single point offset calibration available through software for both temperature and humidity. Password protected.	Single point offset calibration available through software for temperature. Password protected.
Time Accuracy:	+/-100 ppm@ 75°F	+/-100 ppm@ 75°F
Dimensions:	3" x 1.6" x 0.6" (7.6 cm x 4.0 cm x 1.5 cm)	3" x 1.6" x 0.6" (7.6 cm x 4.0 cm x 1.5 cm)
Weight:	1.0 oz. (28 g)	1.0 oz. (28 g)
Power Source:	3.0 V (CR2032) Lithium battery (included)	3.0 V (CR2032) Lithium battery (included)
Battery Life:	Up to 6 years	Up to 6 years

ALARMS

Temperature Alarm

- Battery operated
- -10° to 80°F
- Alarm switch for no delay or 1 hour delay
- Alarms on rise temp only
- 9V alkaline battery not included
- Encapsulated sensor with 6 foot cord
- 70 db audible alarm
- Mounting: adhesive pads or key hole slot
- 5¾" x 1½" x 1"
- 5 oz.

Order Number
72-1151

Temperature Alarm

- 120V operated
- -10° to 80°F
- Alarm switch for no delay or 1 hour delay
- Single set point temp alarm
- 120 VAC adaptor included
- Set switch for alarm on rise or fall
- 90 db audible alarm
- Encapsulated sensor with 6 foot cord
- Light flashes if in alarm temp, then 1 hour alarm
- Holes for surface mount
- 3" x 4⅞" x 1⅝"
- 13 oz.



Order Number
72-1152

Digital Temperature Alarm

FEATURES/BENEFITS

- Adjustable temperature range: -40° to 160°F (-40° to 71°C)
- Audible (80 dB) and visual alarm
- Switch setting for “No Delay” or “1 Hour Delay” alarm
- Switch setting for “Alarm ON Over” or “Alarm ON Under” Temperature Setting
- Remote alarm terminals
- Optional telephone dialer (ADTA)
- Switch setting for F° or C°
- Backlit LCD display

TEMPERATURE ALARM SPECIFICATIONS

- Alarm Channels: 1
- Alarm Adjustment: -40° to 160°F (-40° to 71°C)
- Probe: Precision thermister sensor with 6 foot cord
- Sensor Type: Thermistor
- Maximum Probe: 200 ft. extension
- Temperature Accuracy: +/-2°F (+/-1°C)
- Remote Alarm: EScrew type, 120VAC
- Connections: 5 Amp max (dry contacts)
- Power: 120 VAC (220V optional)
- Case: Hi-impact thermoplastic
- Mounting: Surface, external holes provided
- Dimensions: 3" x 5" x 1½" (76.2 mm x 127 mm x 38.1 mm)
- Weight: 13 oz.
- Warranty: 1 year

Order Number
72-1225

Water Alarm

FEATURES/BENEFITS

- 85 dB alarm sounds for up to 3 days
- Remote sensor has 6 foot wire
- Dual position sensor
- Test button
- Wall mountable alarm
- Uses 9 volt batteries (not included)

Order Number
72-1228

TIMERS

Mechanical Timer

- 1 hour by minutes
- 2.625"/6.7 cm diameter face
- Counts down
- Long 3-second alarm

Order Number
42-1820

Extra Big Digit Timer

- 100 minutes by min/sec
- Counts up/down
- Extra big digit
- Loud & long alarm

Order Number
42-1821

Multi-Task Timer & Clock

- 24 hours by hour/minute/second
- Dual function
- Memory
- Counts up/down

Order Number
42-1822

Waterproof Timer

- 100 minutes by min/sec
- Counts up/down
- Waterproof
- Heavy duty
- Target range indication
- Extra loud & long audio/visual alarm
- Magnetic mount

Order Number
42-1823

4-In-1 Digital Timer

- 4 separate timers, T1, T2, T3, T4, color coded
- 10 hour countdown
- Hour, minutes, seconds adjustable
- Low battery indicator light
- Memory recall
- Alarm beeps and flashes at end of countdown
- Antimicrobial housing
- Counter or wall mount
- Water-resistant key pad & housing
- Sold in box with instructions
- 9 volt battery (**#72-1664** included) or use AC Adapter (**#72-1665** not included)

Order Number
72-1662

8-In-1 Programmable Digital Timer

- 8 separate timers, P1, P2, P3, P4, P5, P6, P7, P8, color coded
- Program product “name” and “cook time”
- 10 hour countdown or 10 hour count up
- Hour, minutes, seconds adjustable
- Low battery indicator light
- Memory recall
- Alarm beeps and flashes at end of countdown
- Antimicrobial housing
- Counter or wall mount
- Water-resistant key pad & housing
- Sold in box with instructions
- 9 volt battery (**#72-1664** included) or use AC Adapter (**#72-1665** not included)
- RoHS compliant

Order Number
72-1663

Section 2 REFRIGERATION COMPONENTS

AllPoints® Foodservice Parts & Supplies

PAGE

A/C System Flush – ***TurboKleen***.....87
Acid-Away & Acid-Away POE.....87
Auxiliary Interlocks – ***Hartland***.....83
Caps, Brass Access Valve.....73
Coils, Replacement – ***Hartland***.....83
Compressors
A-1.....27-49
Cores.....49
Cross-Reference – A-1 Compressor Model Number to AllPoints Order Number.....30-31
Extended Warranties.....49
Danfoss.....56
Embraco.....51-55
Cross-Reference – Additional.....55
Compressor Oils.....50
Condensing Units
Danfoss (Optyma) & Condensing Unit Nomenclature Diagram.....57
Produrance.....55
Contactors – ***Hartland***.....82-83
Danfoss
Bullet® Restricto Cap Tubing.....60
Filters/Driers.....69-70
GBC Ball Valve.....72
Pressure Controls.....76
Shut-Off Valves.....72
Sight Glass – Moisture Indicator.....68
Solenoid Valves.....66
Thermostatic Expansion Kits – Minimizer/Maximizer.....59
Thermostatic Expansion Valves.....60-61
Degreasers.....88
Delay Timers.....79
Johnson Controls
Controls for Low/High/Dual Pressure Applications.....78
Lube Oil Pressure Cutout Control with Time Delay.....77
V46 Series Pressure Actuated Water Regulating Valves.....77
Low Pressure Control – ***Ranco***.....84
Motor Controls.....58
Parker
Ball Valves.....72
Expansion Valves and Valve Kit.....62-65
Filter Driers.....70-71
Sight Glass Moisture Indicators.....68
Solenoid Valves.....67
Pressure Switches.....84
Pumps
Beckett Condensate Pump.....75
Ice Machine Replacement Pump.....75
Vacuum Pump and Vacuum Pump Oil.....86
Refrigerant Recovery Machines.....85
Refrigeration Components Diagram.....26
Refrigeration Relays & Overloads.....80-81
Valves.....73-74
Vibration Absorbers, Pump.....75

Refrigeration Components Diagram

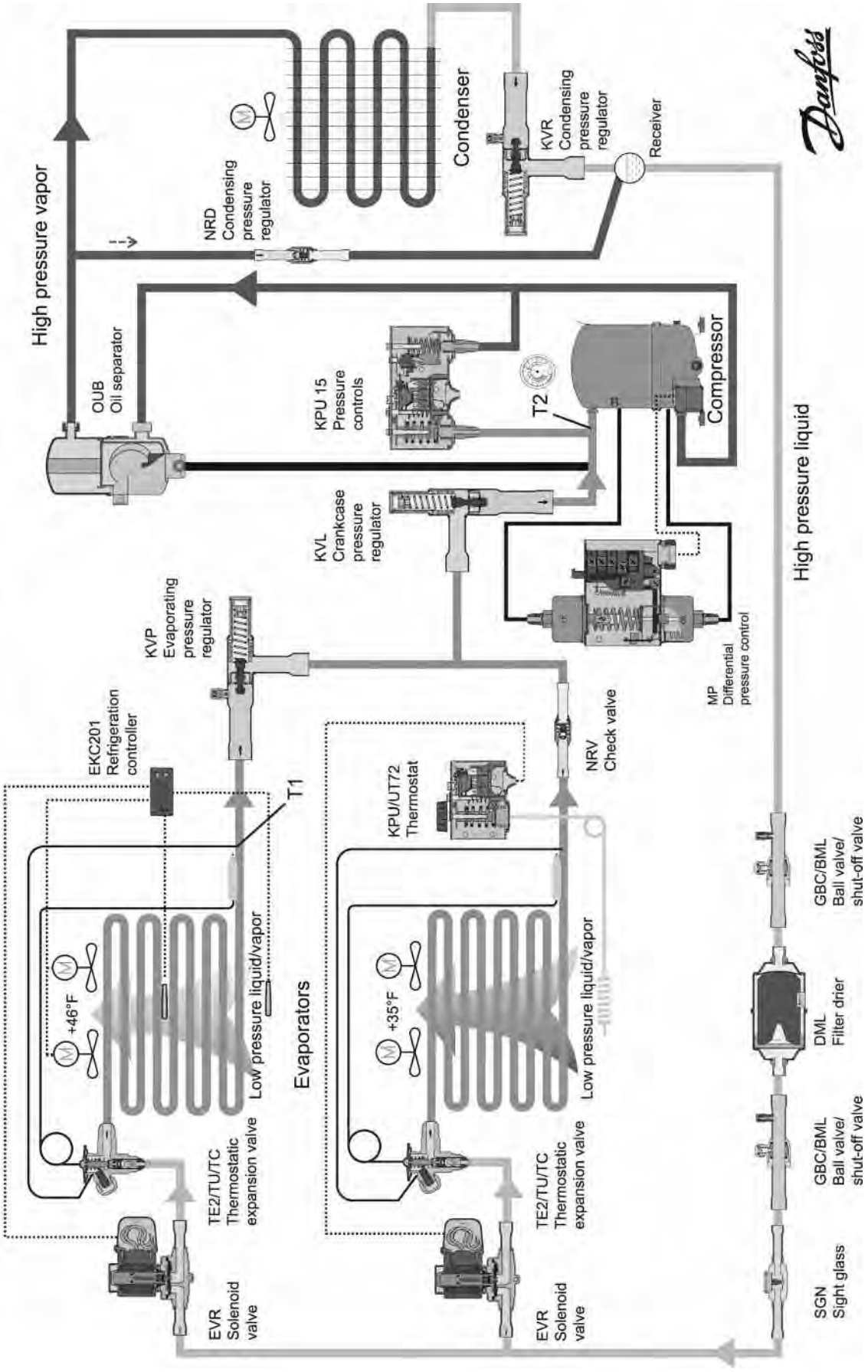

A-1 COMPRESSOR

Copeland® Compressor Part Number Nomenclature

Compressor Motor Types

Phase	Description	Code
1	Capacitor Run – Capacitor Start	C
1	Induction Run – Capacitor Start	I
3	WYE (Star) Delta	E
3	6 lead part winding or across the line, except 575 Volt	F
3	Misc, 3 Phase Single Voltage 3 lead Dual Voltage 9 lead 575V 60 HZ/500V 50 HZ Under 20 HP 3 lead 20 HP & up 6 lead part winding	T

Electrical Codes

60 HZ	50 HZ	Code
115-1	—	A
230-1	—	B
208/230-3	200/220-3	C
460-3	380/420-3	D
575-3	550-3	E
208/230/460-3	200/280/400-3	K
N/A	210/240/380-3	L
N/A	380/420-3	M
230/460-3	200/400-3	N
N/A	200/240	R
200-3	—	U
208/230-1	200/220-1	V
N/A	220/240-1	Z

Compressor Family Series
Either a number or letter established for each model

Compressor Motor Rating

Oil Type
E = Polyolester Oil
A = Alkyl Benzene Oil
O = Mineral Oil
L = No Oil

Bill of Material
Product variations

K A T B - 0 1 5 L - C A V - 8 0 0

Compressor Model Type

Air Cooled

Code	Description
A =	Standard – air cooled

Refrigerant Cooled

Code	Description
R =	Standard – refrigerant cooled
T =	Two-Stage

Water Cooled

Code	Description
W =	Standard water cooled

Disc Type

Code	Description
D =	Disc type – refrigerant cooled

Displacement and Valve Plate
A letter only, randomly assigned for each different displacement valve plate combination within any one family series.

Model Variation
A number or letter assigned to indicate major variations within any one family series.

Nominal (HP)	Code
1/3	003
1/2	005
3/4	007
1	010
1 1/2	015
2	020
2	021
3	030
3	031
4	040
5	050
6	060
7 1/2	075
9	090
10	100
12	120
15	150
20	200
22	220
25	250
27	270
30	300
35	350
40	400

Compressor Motor Protection

Type Protection	Code
External Inherent Protection – One Protector, (Line Break) Use with Contactor	A
Internal Inherent Protection – One Protector, (Line Break) Use with Contactor	F
Internal Thermostat(s) and External Supplementary Protector(s) mounted on compressor. (Two for 3 Phase, one for 1 Phase) Use with Contactor	H
Internal Thermostat(s) and Three External Supplementary Protector(s) mounted on compressor. Use with Contactor	L
Internal Thermal Protection – Electronic Sensors and Control Module External Use with Contactor	S

A-1 COMPRESSOR (CONT.)

Copeland® Disc Type Compressor Part Number Nomenclature

Compressor Motor Types

Phase	Description	Code
1	Capacitor Run – Capacitor Start	C
1	Induction Run – Capacitor Start	I
3	WYE (Star) Delta	E
3	6 lead part winding or across the line, except 575 Volt	F
3	Misc, 3 Phase Single Voltage 3 lead Dual Voltage 9 lead 575V 60 HZ/500V 50 HZ Under 20 HP 3 lead 20 HP & up 6 lead part winding	T

Electrical Codes

60 HZ	50 HZ	Code
115-1	—	A
230-1	—	B
208/230-3	200/220-3	C
460-3	380/420-3	D
575-3	550-3	E
208-1	—	H
208/230/460-3	200/280/400-3	K
N/A	210/240/380-3	L
N/A	380/420-3	M
230/460-3	200/400-3	N
N/A	200/240	R
200-3	—	U
208/230-1	200/220-1	V
N/A	220/240-1	Z

Compressor Family Series
Either a number or letter established for each model

Primary Application Range
R = High Temp
S = Medium Temp
F = Low Temp

Oil Type
E = Polyolester Oil
A = Alkyl Benzene Oil
O = Mineral Oil
L = No Oil

Bill of Material
Product variations

3 D S 3 R 1 7 M E - T F C - 8 0 0

Compressor Model Type

Air Cooled

Code	Description
A =	Standard – air cooled

Refrigerant Cooled

Code	Description
R =	Standard – refrigerant cooled
T =	Two-Stage

Water Cooled

Code	Description
W =	Standard water cooled

Disc Type

Code	Description
D =	Disc type – refrigerant cooled

Displacement and Valve Plate
A letter only, randomly assigned for each different displacement valve plate combination within any one family series.

Model Variation
A number or letter assigned to indicate major variations within any one family series.

Nominal Capacity
at Rating Condition
(2 numeric characters)

Capacity Multiplier
K = 1,000
M = 10,000

Compressor Motor Protection

Type Protection	Code
External Inherent Protection – One Protector, (Line Break) Use with Contactor	A
Internal Inherent Protection – One Protector, (Line Break) Use with Contactor	F
Internal Thermostat(s) and External Supplementary Protector(s) mounted on compressor. (Two for 3 Phase, one for 1 Phase) Use with Contactor	H
Internal Thermostat(s) and Three External Supplementary Protector(s) mounted on compressor. Use with Contactor	L
Internal Thermal Protection – Electronic Sensors and Control Module External Use with Contactor	S

A-1 COMPRESSOR (CONT.)

½–40 HP Compressors

- **Disc Type – Refrigerant Cooled**
- **Standard – Refrigerant Cooled**
- **Standard – Air Cooled**

If you don't see the compressor you need, the full line is available for dropship from the manufacturer.

Model 2D

Model 3D

Model 4D

Model 4R

A-1 COMPRESSOR

A-1 Refrigeration Compressors

Experience the A-1 Advantage

- Remanufactured Copeland® Compressors
- Remanufactured to OEM quality (not just a rebuilt unit)
- Full range of refrigeration compressors (½–40 HP)
- Disc Type – Refrigerant Cooled, Standard – Air Cooled, and Standard – Refrigerant Cooled
- ISO 9001–2008 Certified Company with 75 years experience
- Made in U.S.A.
- Full one year warranty
- Copeland® model numbers are used for reference only

Model 6R

Model 6D

Many compressors are shipped without oil.
Caution – Be sure to add your oil type prior to use.

Models MR and NR

Model 9R

Order Information

- When ordering compressors, a core charge will be included.
- Old cores can be returned for credit.
- To extend your 1-Year Warranty to 5 years, please select the appropriate Warranty Order Number (pg. 49).

Warranty Information **(See Page 49)**

We offer the A-1 Warranty Advantage

- Extension of the basic warranty with all the same benefits.
- Provides for a full 60 months of coverage.
- Only available at time of compressor purchase.

Model KA

Talk to us about stocking your highest-use compressors in our closest warehouse

A-1 COMPRESSOR (CONT.)

Compressor Model Number to AllPoints Order Number Cross-Reference

2DF3030OTFC **88-1555**
2DF3030ETFC **88-1555**
2DF3-F-16KOTFC **88-1555**
2DF3-F-16KETFC **88-1555**
2DF3-F-16KLTFC **88-1555**
2DF3030OTFD **88-1556**
2DF3030ETFD **88-1556**
2DF3-F-16KOTFD **88-1556**
2DF3-F-16KETFD **88-1556**
2DF3-F-16KLTFD **88-1556**
2DL3040OTFC **88-1559**
2DL3040ETFC **88-1559**
2DL3-F-20KOTFC **88-1559**
2DL3-F-20KETFC **88-1559**
2DL3-F-20KLTFC **88-1559**
2DA3050OTFC **88-1535**
2DA3050ETFC **88-1535**
2DA3-R-58KOTFC **88-1535**
2DA3-R-58KETFC **88-1535**
2DA3-R-58KLTFC **88-1535**
2DA3050OTFD **88-1536**
2DA3050ETFD **88-1536**
2DA3-R-58KOTFD **88-1536**
2DA3-R-58KETFD **88-1536**
2DA3-R-58KLTFD **88-1536**
2DB3050OTFC **88-1545**
2DB3050ETFC **88-1545**
2DB3-R-61KOTFC **88-1545**
2DB3-R-61KETFC **88-1545**
2DB3-R-61KLTFC **88-1545**
2DC3050OCFB **88-1550**
2DC3050ECFB **88-1550**
2DC3-R-61KOCFB **88-1550**
2DC3-R-61KECFB **88-1550**
2DC3-R-61KLCFB **88-1550**
2DC3050OTFC **88-1551**
2DC3050ETFC **88-1551**
2DC3-R-61KOTFC **88-1551**
2DC3-R-61KETFC **88-1551**
2DC3-R-61KLTFC **88-1551**
2DC3050OTFD **88-1552**
2DC3050ETFD **88-1552**
2DC3-R-61KOTFD **88-1552**
2DC3-R-61KETFD **88-1552**
2DC3-R-61KLTFD **88-1552**
2DD3050OTFC **88-1553**
2DD3050ETFC **88-1553**
2DD3-R-63KOTFC **88-1553**
2DD3-R-63KETFC **88-1553**
2DD3-R-63KLTFC **88-1553**
2DD3050OTFD **88-1554**
2DD3050ETFD **88-1554**
2DD3-R-63KOTFD **88-1554**
2DD3-R-63KETFD **88-1554**
2DD3-R-63KLTFD **88-1554**
3DA3050OTFC **88-1566**
3DA3050ETFC **88-1566**
3DA3-F-18KOTFC **88-1566**
3DA3-F-18KETFC **88-1566**
3DA3-F-18KLTFC **88-1566**
3DB3050OTFD **88-1574**
3DB3050ETFD **88-1574**
3DB3-F-27KOTFD **88-1574**
3DB3-F-27KETFD **88-1574**
3DB3-F-27KLTFD **88-1574**
3DT3150OTFD **88-1603**
3DT3150ETFD **88-1603**
3DTS-R-17MOTFD **88-1603**
3DTS-R-17METFD **88-1603**
3DTS-R-17MLTFD **88-1603**
2DA3060OTFC **88-1537**
2DA3060ETFC **88-1537**
2DA3-F-23KOTFC **88-1537**
2DA3-F-23KETFC **88-1537**
2DA3-F-23KLTFC **88-1537**
2DA3060OTFD **88-1540**
2DA3060ETFD **88-1540**
2DA3-F-23KOTFD **88-1540**
2DA3-F-23KETFD **88-1540**
2DA3-F-23KLTFD **88-1540**
2DB3060OTFC **88-1546**
2DB3060ETFC **88-1546**
2DB3-F-25KETFC **88-1546**
2DB3-F-25KOTFC **88-1546**
2DB3-F-25KLTFC **88-1546**
2DB3060OTFD **88-1547**
2DB3060ETFD **88-1547**
2DB3-F-25KETFD **88-1547**
2DB3-F-25KOTFD **88-1547**
2DB3-F-25KLTFD **88-1547**
2DL3040OTFD **88-1561**
2DL3040ETFD **88-1561**
2DL3-F-20KOTFD **88-1561**
2DL3-F-20KETFD **88-1561**
2DL3-F-20KLTFD **88-1561**
3DA3060OTFC **88-1567**
3DA3060ETFC **88-1567**
3DA3-F-28KOTFC **88-1567**
3DA3-F-28KETFC **88-1567**
3DA3-F-28KLTFC **88-1567**
3DA3060OTFD **88-1569**
3DA3060ETFD **88-1569**
3DA3-F-28KOTFD **88-1569**
3DA3-F-28KETFD **88-1569**
3DA3-F-28KLTFD **88-1569**
2DA3075OTFC **88-1541**
2DA3075ETFC **88-1541**
2DA3-R-89KOTFC **88-1541**
2DA3-R-89KETFC **88-1541**
2DA3-R-89KLTFC **88-1541**
2DA3075OTFD **88-1544**
2DA3075ETFD **88-1544**
2DA3-R-89KOTFD **88-1544**
2DA3-R-89KETFD **88-1544**
2DA3-R-89KLTFD **88-1544**
2DL3075OTFC **88-1562**
2DL3075ETFC **88-1562**
2DL3-R-78KOTFC **88-1562**
2DL3-R-78KETFC **88-1562**
2DL3-R-78KLTFC **88-1562**
2DL3075OTFD **88-1565**
2DL3075ETFD **88-1565**
2DL3-R-78KOTFD **88-1565**
2DL3-R-78KETFD **88-1565**
2DL3-R-78KLTFD **88-1565**
3DA3075OTFC **88-1570**
3DA3075ETFC **88-1570**
3DA3-R-10MOTFC **88-1570**
3DA3-R-10METFC **88-1570**
3DA3-R-10MLTFC **88-1570**
3DA3075OTFD **88-1571**
3DA3075ETFD **88-1571**
3DA3-R-10MOTFD **88-1571**
3DA3-R-10METFD **88-1571**
3DA3-R-10MLTFD **88-1571**
3DB3075OTFC **88-1575**
3DB3075ETFC **88-1575**
3DB3-F-33KOTFC **88-1575**
3DB3-F-33KETFC **88-1575**
3DB3-F-33KLTFC **88-1575**
3DB3075OTFD **88-1576**
3DB3075ETFD **88-1576**
3DB3-F-33KOTFD **88-1576**
3DB3-F-33KETFD **88-1576**
3DB3-F-33KLTFD **88-1576**
3DE3075OTFC **88-1581**
3DE3075ETFC **88-1581**
3DE3-R-10MOTFC **88-1581**
3DE3-R-10METFC **88-1581**
3DE3-R-10MLTFC **88-1581**
3DE3075OTFD **88-1582**
3DE3075ETFD **88-1582**
3DE3-R-10MOTFD **88-1582**
3DE3-R-10METFD **88-1582**
3DE3-R-10MLTFD **88-1582**
3DF3075OTFC **88-1583**
3DF3075ETFC **88-1583**
3DF3-F-26KOTFC **88-1583**
3DF3-F-26KETFC **88-1583**
3DF3-F-26KLTFC **88-1583**
3DF3075OTFD **88-1584**
3DF3075ETFD **88-1584**
3DF3-F-26KOTFD **88-1584**
3DF3-F-26KETFD **88-1584**
3DF3-F-26KLTFD **88-1584**
3DS3075OTFC **88-1596**
3DS3075ETFC **88-1596**
3DS3-F-30KOTFC **88-1596**
3DS3-F-30KETFC **88-1596**
3DS3-F-30KLTFC **88-1596**
3DF3090OTFC **88-1585**
3DF3090ETFC **88-1585**
3DF3-F-40KOTFC **88-1585**
3DF3-F-40KETFC **88-1585**
3DF3-F-40KLTFC **88-1585**
3DF3090OTFD **88-1586**
3DF3090ETFD **88-1586**
3DF3-F-40KOTFD **88-1586**
3DF3-F-40KETFD **88-1586**
3DF3-F-40KLTFD **88-1586**
3DB3100OTFC **88-1579**
3DB3100ETFC **88-1579**
3DB3-R-12MOTFC **88-1579**
3DB3-R-12METFC **88-1579**
3DB3-R-12MLTFC **88-1579**
3DB3100OTFD **88-1516**
3DB3100ETFD **88-1516**
3DB3-R-12MOTFD **88-1516**
3DB3-R-12METFD **88-1516**
3DB3-R-12MLTFD **88-1516**
3DP3100OTFC **88-1594**
3DP3100ETFC **88-1594**
3DP3-R-12MOTFC **88-1594**
3DP3-R-12METFC **88-1594**
3DP3-R-12MLTFC **88-1594**
3DP3100OTFD **88-1595**
3DP3100ETFD **88-1595**
3DP3-R-12MOTFD **88-1595**
3DP3-R-12METFD **88-1595**
3DP3-R-12MLTFD **88-1595**
3DS3075OTFD **88-1597**
3DS3075ETFD **88-1597**
3DS3-F-30KOTFD **88-1597**
3DS3-F-30KETFD **88-1597**
3DS3-F-30KLTFD **88-1597**
3DS3100OTFD **88-1598**
3DS3100ETFD **88-1598**
3DS3100LTFD **88-1598**
3DS3-F-46KOTFD **88-1598**
3DS3-F-46KETFD **88-1598**
3DS3-F-46KLTFD **88-1598**
3DS3100LTFC **88-1519**
3DS3-F-46KLTFC **88-1519**
4DA1100OTSK **88-1604**
4DA1100ETSK **88-1604**
4DA3-R-12MOTSK **88-1604**
4DA3-R-12METSK **88-1604**
4DA3-R-12MLTSK **88-1604**
4DA3100OTSK **88-1605**
4DA3100ETSK **88-1605**
4DA3-R-12MOTSK **88-1605**
4DA3-R-12METSK **88-1605**
4DA3-R-12MLTSK **88-1605**
4DA3101OTSK **88-1606**
4DA3101ETSK **88-1606**
4DA3-F-47KOTSK **88-1606**
4DA3-F-47KETSK **88-1606**
4DA3-F-47KLTSK **88-1606**
3DS3150OTFD **88-1600**
3DS3150ETFD **88-1600**
3DS3-R-17MOTFD **88-1600**
3DS3-R-17METFD **88-1600**
3DS3-R-17MLTFD **88-1600**
3DS3150OTFC **88-1515**
3DS3150ETFC **88-1515**
3DS3150LTFC **88-1515**
3DS3-R-17MOTFC **88-1515**
3DS3-R-17METFC **88-1515**
3DS3-R-17MLTFC **88-1515**
3DT3150OTFC **88-1517**
3DT3150ETFC **88-1517**
3DT3150LTFC **88-1517**
3DT3-R-17MOTFC **88-1517**
3DT3-R-17METFC **88-1517**
3DT3-R-17MLTFC **88-1517**
4DH1150OTSK **88-1612**
4DH1150ETSK **88-1612**
4DH3-R-16MOTSK **88-1612**
4DH3-R-16METSK **88-1612**
4DH3-R-16MLTSK **88-1612**
4DL3150OTSK **88-1511**
4DL3150ETSK **88-1511**
4DL3150LTSK **88-1511**
4DL3-F-63KOTSK **88-1511**
4DL3-F-63KETSK **88-1511**
4DL3-F-63KLTSK **88-1511**
4DP3150OTSK **88-1617**
4DP3150ETSK **88-1617**
4DP3-F-63KOTSK **88-1617**
4DP3-F-63KETSK **88-1617**
4DP3-F-63KLTSK **88-1617**
3DF3120OTFC **88-1589**
3DF3120ETFC **88-1589**
3DF3-R-15MOTFC **88-1589**
3DF3-R-15METFC **88-1589**
3DF3-R-15MLTFC **88-1589**
3DF3120OTFD **88-1590**
3DF3120ETFD **88-1590**
3DF3-R-15MOTFD **88-1590**
3DF3-R-15METFD **88-1590**
3DF3-R-15MLTFD **88-1590**
3DK3120OTFC **88-1592**
3DK3120ETFC **88-1592**
3DK4-S-11MOTFC **88-1592**
3DK4-S-11METFC **88-1592**
3DK4-S-11MLTFC **88-1592**
3DK3120OTFD **88-1593**
3DK3120ETFD **88-1593**
3DK4-S-11MOTFD **88-1593**
3DK4-S-11METFD **88-1593**
3DK4-S-11MLTFD **88-1593**
4DA3200OTSK **88-1608**
4DA3200ETSK **88-1608**
4DE3-R-18MOTSK **88-1608**
4DE3-R-18METSK **88-1608**
4DE3-R-18MLTSK **88-1608**
4DB3220OTSK **88-1609**
4DC3220OTSK **88-1609**
4DC3-R-20MOTSK **88-1609**
4DC3-R-20MLTSK **88-1609**
4DE3200OTSK **88-1610**
4DE3-R-18MOTSK **88-1610**
4DE3-R-18MLTSK **88-1610**
4DE3200ETSK **88-1611**
4DE3-R-18METSK **88-1611**
6DH3200OTSK **88-1634**
6DH3200ETSK **88-1634**
6DH3-R-23MOTSK **88-1634**
6DH3-R-23METSK **88-1634**
6DH3-R-23MLTSK **88-1634**
6DP3200OTSK **88-1640**
6DP3200ATSK **88-1640**
6DP3200ETSK **88-1640**
6DP3-R-23MOTSK **88-1640**
6DP3-R-23METSK **88-1640**
6DP3-R-23MLTSK **88-1640**
4DS3220OTSK **88-1620**
4DS3220ETSK **88-1620**
4DS3-F-76KOTSK **88-1620**
4DS3-F-76KETSK **88-1620**
4DS3-F-76KLTSK **88-1620**
4DT3220OTSE **88-1621**
4DT3220ETSE **88-1621**
4DT3-A-220OTSE **88-1621**
4DT3-A-220ETSE **88-1621**
4DT3-A-220LTSE **88-1621**
4DT3220OTSK **88-1510**
4DT3220ETSK **88-1510**
4DT3220LTSK **88-1510**
4DT3-F-76MOTSK **88-1510**
4DT3-F-76METSK **88-1510**
4DT3-F-76MLTSK **88-1510**
4DH12500FSD **88-1613**
4DH1250EFSD **88-1613**
4DK3-R-22MOFSD **88-1613**
4DK3-R-22MEFSD **88-1613**
4DK3-R-22MLFSD **88-1613**
4DK3250OTSK **88-1512**
4DK3250ETSK **88-1512**
4DK3250LTSK **88-1512**
4DL3-F-63KOTSK **88-1512**
4DL3-F-63KETSK **88-1512**
4DL3-F-63KLTSK **88-1512**
6DC3270OTSK **88-1633**
6DC3270ETSK **88-1633**
6DC3-F-93KOTSK **88-1633**
6DC3-F-93KETSK **88-1633**
6DC3-F-93KLTSK **88-1633**
6DL3270OTSK **88-1636**
6DK3-F-93KOTSK **88-1636**
6DK3-F-93KLTSK **88-1636**
6DL3270ETSK **88-1637**
6DL3-F-93KETSK **88-1637**
4DJ3300OTSE **88-1615**
4DJ3300ETSE **88-1615**
4DJ3-A-300OTSE **88-1615**
4DJ3-A-300ETSE **88-1615**
4DJ3-A-300LTSE **88-1615**

A-1 COMPRESSOR (CONT.)

Compressor Model Number to AllPoints Order Number Cross-Reference (Cont.)

4DR33000FSD **88-1618**
4DR3300EFSD **88-1618**
4DR3-R-28MLOFSD **88-1618**
4DR3-R-28MLFSD **88-1618**
4DR3-R-28MLFSD **88-1618**
4DR3300ETSE **88-1619**
4DR3-R-28METSE **88-1619**
4DR3300OTSK **88-1513**
4DR3300ETSK **88-1513**
4DR3300LTSK **88-1513**
4DR3-R-28MOTSK **88-1513**
4DR3-R-28METSK **88-1513**
4DR3-R-28MLTSK **88-1513**
6DJ3300OTSK **88-1635**
6DJ3300ETSK **88-1635**
6DS3-R-28MOTSK **88-1635**
6DS3-R-28METSK **88-1635**
6DS3-R-28MLTSK **88-1635**
6DT3300ETSK **88-1514**
6DT3F11METSK **88-1514**
6DT3300OTSK **88-1646**
6DT3-F-11MOTSK **88-1646**
6DT3-F-11MLTSK **88-1646**
6DT33000FSD **88-1647**
6DT3300EFSD **88-1647**
6DT3-F-11MOFSD **88-1647**
6DT3-F-11MEFSD **88-1647**
6DT3-F-11MLFSD **88-1647**
6DY33000FSD **88-1648**
6DY3300EFSD **88-1648**
6DY3-R-32MOFSD **88-1648**
6DY3-R-32MEFSD **88-1648**
6DY3-R-32MLFSD **88-1648**
6DY3300OTSK **88-1649**
6DY3300ETSK **88-1649**
6DY3-R-32MOTSK **88-1649**
6DY3-R-32METSK **88-1649**
6DY3-R-32MLTSK **88-1649**
6DN33500FSD **88-1638**
6DN3350EFSD **88-1638**
6DN3-R-37MOFSD **88-1638**
6DN3-R-37MEFSD **88-1638**
6DN3-R-37MLFSD **88-1638**
6DN3350OTSN **88-1639**
6DN3350ETSN **88-1639**
6DN3-R-37MOTSN **88-1639**
6DN3-R-37METSN **88-1639**
6DN3-R-37MLTSN **88-1639**
6DP350OTSK **88-1641**
6DP350ETSK **88-1641**
6DP3-R-35MOTSK **88-1641**
6DP3-R-35METSK **88-1641**
6DP3-R-35MLTSK **88-1641**
6DS34000FSD **88-1643**
6DS3400EFSD **88-1643**
6DS3-R-40MOFSD **88-1643**
6DS3-R-40MEFSD **88-1643**
6DS3-R-40MLFSD **88-1643**
6DS34000FSU **88-1644**
6DS3400EFSU **88-1644**
6DS3-R-40MOFSU **88-1644**
6DS3-R-40MEFSU **88-1644**
6DS3-R-40MLFSU **88-1644**
6DS3400ETSN **88-1645**
6DS3-R-40METSN **88-1645**
6DS3-R-40MLTSN **88-1645**
6DS3400OTSN **88-1518**
6DS3-R-40MOTSN **88-1518**
NRB2031OTFD **88-1851**
NRD1031OTFC **88-1854**
NRD1031OTFD **88-1855**
NRD1032ETFC **88-1856**
NRN031OCFB **88-1860**
NRN031OTFD **88-1861**
NRB2040OTFC **88-1852**
NRB2040OTFD **88-1853**
NRD1040ACFB **88-1857**
9RA1050ATFC **88-1664**
9RA1050ATFD **88-1665**
9RB10505TFC **88-1666**
9RB10505TFD **88-1667**
9RJ10505TFC **88-1683**
9RJ10505TFD **88-1684**
MRA2050ATFC **88-1506**
MRA2050ETFC **88-1839**
MRA2050ETFD **88-1840**
MRA2050OCFB **88-1837**
MRA2050OTFD **88-1838**
MRB050ETFC **88-1841**
MRB05OTFD **88-1842**
MRB1050ATFC **88-1508**
MRB2050ETFC **88-1843**
MRF2050ATFC **88-1845**
MRF2050ETFC **88-1846**
MRF2050OTFD **88-1844**
NRA2050OTFC **88-1849**
NRA2050OTFD **88-1850**
NRM1050ATFC **88-1859**
NRM1050OTFD **88-1858**
9RB1076ATFC **88-1668**
9RB1076ATFD **88-1669**
9RB1076ETFC **88-1670**
9RB1076ETFD **88-1671**
9RB2076ATFC (4BOLT) **88-1672**
9RC10765TFC **88-1673**
9RC10765TFD **88-1674**
9RJ10765TFC **88-1686**
9RJ10765TFD **88-1685**
9RS2076ATFC **88-1691**
9RS2076ATFD (4BOLT) **88-1692**
9RS3076ATFC **88-1507**
9RS3076ATFD (2BOLT) **88-1693**
9RS3076ETFC **88-1694**
MRH4076ATFC **88-1847**
MRH4076ATFD **88-1848**
4RA3100ATSK **88-1622**
4RA3100ETSK **88-1623**
9RC1101ATFC **88-1675**
9RC1101ATFD **88-1676**
9RC1101ATHC **88-1677**
9RC1101ATHD **88-1678**
9RC3101ATFC **88-1679**
9RC3101ATFD **88-1680**
9RC3101ATHC **88-1681**
9RC3101ATHD **88-1682**
4RL1150ATSK **88-1628**
4RR1300OFSD **88-1629**
9RS1150ATFD **88-1687**
9RS1150ATHC **88-1688**
9RS1150ATHD **88-1689**
9RS1150ATSC **88-1690**
4RA4200ATSK **88-1624**
4RE2200AFSD **88-1625**
4RE2200ATSK **88-1626**
6RA4200ATSK **88-1652**
6RA4200ETSK **88-1653**
6RH200OTSK **88-1654**
4RK2250AFSD **88-1627**
4RK2250ATSK **88-1509**
6RL1250ATSK **88-1656**
4RR1300ATSK **88-1630**
4RR2300OFSD **88-1631**
4RR2300OTSK **88-1632**
6RN2300ATSK **88-1657**
6RT1300ATSK **88-1663**
6RP2350AFSD **88-1658**
6RP2350ATSK **88-1505**
6RJ400OTSE **88-1655**
6RS2400AFSD **88-1660**
6RS2400AFSU **88-1661**
6RS2400ATSN **88-1662**
6RS2400OTSE **88-1659**
KAE1005OTAC **88-1718**
KAE2005AIAA **88-1721**
KAE2005OIAH **88-1720**
KAEB005AIAA **88-1724**
KAG2005AIAA **88-1727**
KAGB0050IAA **88-1736**
KAGB005EIAA **88-1737**
KAM2005OIAA **88-1789**
KAN1005OTAC **88-1800**
KAN2005AIAA **88-1803**
KAN2005OCAV **88-1802**
KANB005AIAA **88-1806**
KANB005ECAV **88-1807**
KANB005EIAA **88-1808**
KANB005OCAV **88-1805**
KAA10075TAC **88-1709**
KAAB0075IAB **88-1710**
KAAB0075IAH **88-1711**
KAAB007ACAA **88-1712**
KAAB007ACAV **88-1713**
KAAB007AIAA **88-1714**
KAAB007ECAA **88-1715**
KAAB007ECAV **88-1716**
KAAB007EIAA **88-1717**
KAE10075TAC **88-1719**
KAE20075CAA **88-1722**
KAE20075CAV **88-1723**
KAEB007ECAV **88-1725**
KAG10075TAC **88-1726**
KAG20075CAV **88-1728**
KAG20075IAA **88-1729**
KAG20075IAB **88-1730**
KAG20075IAH **88-1731**
KAGA007ATAC **88-1732**
KAGB007ACAV **88-1738**
KAJ10075TAC **88-1741**
KAJ30075CAV **88-1742**
KAJ30075IAA **88-1743**
KAJ30075IAH **88-1744**
KAJB007EIAA **88-1749**
KAM20075IAA **88-1790**
KAMA0075CAA **88-1794**
KAMA0075IAA **88-1795**
KAMA0075TAC **88-1793**
KAMB0075IAB **88-1796**
KAMB007ACAV **88-1797**
KAMB007ECAA **88-1502**
KAMB007ECAV **88-1798**
KAMB007EIAA **88-1799**
KAN10075TAC **88-1801**
KAN20075CAV **88-1804**
KANB0075CAV **88-1809**
KANB007ECAV **88-1810**
KAJA010ATAC **88-1746**
KAJA010OTAD **88-1745**
KAJA011ETAC **88-1747**
KAJA011ETAD **88-1748**
KAJB010ECAB **88-1754**
KAJB010ECAV **88-1503**
KAJB010OCAA **88-1750**
KAJB010OCAB **88-1751**
KAJB010OCAH **88-1752**
KAJB010OCAV **88-1753**
KAK1010OTAC **88-1755**
KAK1010OTAD **88-1756**
KAK2010OCAA **88-1757**
KAK2010OCAB **88-1758**
KAK2010OCAH **88-1759**
KAK2010OCAV **88-1760**
KAKA010ATAC **88-1762**
KAKA010ETAD **88-1763**
KAKA010OTAD **88-1761**
KAKB011ACAV **88-1767**
KAKB011ECAV **88-1768**
KAL1010OTAC **88-1770**
KAL1010OTAD **88-1771**
KAL2010OCAB **88-1772**
KAL2010OCAH **88-1773**
KAL2010OCAV **88-1774**
KALB010ACAB **88-1780**
KALB010ACAV **88-1781**
KALB010ECAB **88-1782**
KALB010ECAV **88-1783**
KALB010OCAH **88-1779**
KAM1010OTAC **88-1787**
KAM1010OTAD **88-1788**
KAM2010OCAA **88-1791**
KAM2010OCAV **88-1792**
KAR010OTAC **88-1811**
KAR010OTAD **88-1812**
KAR2010OCAV **88-1813**
KARA010ETAC **88-1814**
KARA011ETAD **88-1815**
KARB010ECAV **88-1816**
KAT1010OTAC **88-1817**
KAT1010OTAD **88-1818**
KAT2010OCAB **88-1819**
KAT2010OCAV **88-1820**
KATA010ATAC **88-1821**
KATB010ACAV **88-1826**
KATB010ECAV **88-1827**
KATB010OCAA **88-1825**
KAGA015OTAC **88-1734**
KAGA015OTAD **88-1735**
KAGB015OCAV **88-1740**
KALA015ATAC **88-1775**
KALA015ATAD **88-1776**
KALA016ETAC **88-1777**
KALA016ETAD **88-1778**
KALB015ACAB **88-1785**
KALB015ACAV **88-1504**
KALB015ECAB **88-1786**
KALB015ECAV **88-1500**
KALB015OCAH **88-1784**
KATA015ATAC **88-1823**
KATA015ETAC **88-1824**
KATA015OTAD **88-1822**
KATB015ACAB **88-1828**
KATB015ACAH **88-1829**
KATB015ACAV **88-1830**
KATB015ECAB **88-1831**
KATB015ECAV **88-1501**
KAKA020ETAC **88-1766**
KAKA020OTAC **88-1764**
KAKA020OTAD **88-1765**
KAKB020OCAV **88-1769**

Don't See Your Compressor? Special Order It!

We offer the fastest Special Orders in the industry!

- Custom configurations built to order
- Stocked cores ship in 3 days or less
- Returned cores ship in 5 days or less from date of receipt

We Specialize in Special Orders!

A-1 COMPRESSOR (CONT.)

Disc Type – Refrigerant Cooled

COPELAND® MODELS

Compressor Model Number (Old/New)	HP	Core Return Number	REFRIGERANT*			Thermostatic Expansion Valve (Ton)	Oil Type	Oil Capacity (Oz.)	Compressor Motor Protection**	Voltage/HZ	Phase	Extended Warranty Number†	AllPoints Order Number
			R134	R-22	R404								
2DF3030OTFC 2DF3030ETFC 2DF3-F-16KOTFC 2DF3-F-16KETFC 2DF3-F-16KLTFC	3	88-1867	M		L	M=3T L=2T	No Oil	70	F	208/230V/60HZ 200/220V50HZ	3	88-1532	**88-1555**
2DF3030OTFD 2DF3030ETFD 2DF3-F-16KOTFD 2DF3-F-16KETFD 2DF3-F-16KLTFD	3	88-1867	M		L	M=3T L=2T	No Oil	70	F	460V/60HZ 380/420/50HZ	3	88-1532	**88-1556**
2DL3040OTFC 2DL3040ETFC 2DL3-F-20KOTFC 2DL3-F-20KETFC 2DL3-F-20KLTFC	4	88-1867			L	3T	No Oil	70	F	208/230V/60HZ 200/220V50HZ	3	88-1532	**88-1559**
2DA3050OTFC 2DA3050ETFC 2DA3-R-58KOTFC 2DA3-R-58KETFC 2DA3-R-58KLTFC	5	88-1867	M			4T	No Oil	70	F	208/230V/60HZ 200/220V50HZ	3	88-1532	**88-1535**
2DA3050OTFD 2DA3050ETFD 2DA3-R-58KOTFD 2DA3-R-58KETFD 2DA3-R-58KLTFD	5	88-1867	M			4T	No Oil	70	F	460V/60HZ 380/420/50HZ	3	88-1532	**88-1536**
2DB3050OTFC 2DB3050ETFC 2DB3-R-61KOTFC 2DB3-R-61KETFC 2DB3-R-61KLTFC	5	88-1867	M			4T	No Oil	70	F	460V/60HZ 380/420/50HZ	3	88-1532	**88-1545**
2DC3050OCFB 2DC3050ECFB 2DC3-R-61KOCFB 2DC3-R-61KECFB 2DC3-R-61KLCFB	5	88-1867		H		5T	No Oil	70	F	230V/60HZ	1	88-1532	**88-1550**
2DC3050OTFC 2DC3050ETFC 2DC3-R-61KOTFC 2DC3-R-61KETFC 2DC3-R-61KLTFC	5	88-1867	5T	H		5T	No Oil	70	F	208/230V/60HZ 200/220V50HZ	3	88-1532	**88-1551**
2DC3050OTFD 2DC3050ETFD 2DC3-R-61KOTFD 2DC3-R-61KETFD 2DC3-R-61KLTFD	5	88-1867		H		5T	No Oil	70	F	460V/60HZ 380/420/50HZ	3	88-1532	**88-1552**
2DD3050OTFC 2DD3050ETFC 2DD3-R-63KOTFC 2DD3-R-63KETFC 2DD3-R-63KLTFC	5	88-1867		H		5T	No Oil	70	F	208/230V/60HZ 200/220V50HZ	3	88-1532	**88-1553**
2DD3050OTFD 2DD3050ETFD 2DD3-R-63KOTFD 2DD3-R-63KETFD 2DD3-R-63KLTFD	5	88-1867		H		5T	No Oil	70	F	460V/60HZ 380/420/50HZ	3	88-1532	**88-1554**
3DA3050OTFC 3DA3050ETFC 3DA3-F-18KOTFC 3DA3-F-18KETFC 3DA3-F-18KLTFC	5	88-1530	M			4T	No Oil	70	F	208/230V/60HZ 200/220V50HZ	3	88-1532	**88-1566**

***H** = High Temp (0 to 45°F), **M** = Med Temp (25 to -5°F), **L** = Low Temp (-5 to -40°F)

**See pages 27-28 for Compressor Motor Protection code definitions

† Extended Warranty extends standard 1-year warranty an additional 4 years, totaling 5-years of coverage

Many compressors are shipped without oil.
Caution – Be sure to add your oil type prior to use.

For **Compressor Oils**
See Page 50

All Copeland® compressors offered are remanufactured by A-1 to meet or exceed industry standards

A-1 COMPRESSOR (CONT.)

Disc Type – Refrigerant Cooled (Cont.)

COPELAND® MODELS

Compressor Model Number (Old/New)	HP	Core Return Number	REFRIGERANT*			Thermostatic Expansion Valve (Ton)	Oil Type	Oil Capacity (Oz.)	Compressor Motor Protection**	Voltage/HZ	Phase	Extended Warranty Number†	AllPoints Order Number
			R134	R-22	R404								
3DB3050OTFD 3DB3050ETFD 3DB3-F-27KOTFD 3DB3-F-27KETFD 3DB3-F-27KLTFD	5	88-1530	L			2T	No Oil	70	F	460V/60HZ 380/420/50HZ	3	88-1532	**88-1574**
3DT3150OTFD 3DT3150ETFD 3DTS-R-17MOTFD 3DTS-R-17METFD 3DTS-R-17MLTFD	5	88-1530		H	H	15T	No Oil	70	F	460V/60HZ 380/420/50HZ	3	88-1532	**88-1603**
2DA3060OTFC 2DA3060ETFC 2DA3-F-23KOTFC 2DA3-F-23KETFC 2DA3-F-23KLTFC	6	88-1867			L	2T	No Oil	70	F	208/230V/60HZ 200/220V50HZ	3	88-1532	**88-1537**
2DA3060OTFD 2DA3060ETFD 2DA3-F-23KOTFD 2DA3-F-23KETFD 2DA3-F-23KLTFD	6	88-1867			L	2T	No Oil	70	F	460V/60HZ 380/420/50HZ	3	88-1532	**88-1540**
2DB3060OTFC 2DB3060ETFC 2DB3-F-25KETFC 2DB3-F-25KOTFC 2DB3-F-25KLTFC	6	88-1867			L	3T	No Oil	70	F	208/230V/60HZ 200/220V50HZ	3	88-1532	**88-1546**
2DB3060OTFD 2DB3060ETFD 2DB3-F-25KETFD 2DB3-F-25KOTFD 2DB3-F-25KLTFD	6	88-1867			L	3T	No Oil	70	F	460V/60HZ 380/420/50HZ	3	88-1532	**88-1547**
2DL3040OTFD 2DL3040ETFD 2DL3-F-20KOTFD 2DL3-F-20KETFD 2DL3-F-20KLTFD	6	88-1867			L	3T	No Oil	70	F	460V/60HZ 380/420/50HZ	3	88-1532	**88-1561**
3DA3060OTFC 3DA3060ETFC 3DA3-F-28KOTFC 3DA3-F-28KETFC 3DA3-F-28KLTFC	6	88-1530			L	4T	No Oil	105	F	208/230V/60HZ 200/220V50HZ	3	88-1532	**88-1567**
3DA3060OTFD 3DA3060ETFD 3DA3-F-28KOTFD 3DA3-F-28KETFD 3DA3-F-28KLTFD	6	88-1530			L	4T	No Oil	105	F	460V/60HZ 380/420/50HZ	3	88-1532	**88-1569**
2DA3075OTFC 2DA3075ETFC 2DA3-R-89KOTFC 2DA3-R-89KETFC 2DA3-R-89KLTFC	7.5	88-1867		H	M	7.5T	No Oil	105	F	208/230V/60HZ 200/220V50HZ	3	88-1532	**88-1541**
2DA3075OTFD 2DA3075ETFD 2DA3-R-89KOTFD 2DA3-R-89KETFD 2DA3-R-89KLTFD	7.5	88-1867		H	M	7.5T	No Oil	105	F	460V/60HZ 380/420/50HZ	3	88-1532	**88-1544**
2DL3075OTFC 2DL3075ETFC 2DL3-R-78KOTFC 2DL3-R-78KETFC 2DL3-R-78KLTFC	7.5	88-1867		H	M	7.5T	No Oil	105	F	208/230V/60HZ 200/220V50HZ	3	88-1532	**88-1562**

***H** = High Temp (0 to 45°F), **M** = Med Temp (25 to -5°F), **L** = Low Temp (-5 to -40°F)
**See pages 27-28 for Compressor Motor Protection code definitions
† Extended Warranty extends standard 1-year warranty an additional 4 years, totaling 5-years of coverage

Many compressors are shipped without oil.
Caution – Be sure to add your oil type prior to use.

A-1 Compressor is an independent compressor remanufacturer and not affiliated with Copeland Corporation

A-1 COMPRESSOR (CONT.)

Disc Type – Refrigerant Cooled (Cont.)

COPELAND® MODELS

Compressor Model Number (Old/New)	HP	Core Return Number	REFRIGERANT*			Thermostatic Expansion Valve (Ton)	Oil Type	Oil Capacity (Oz.)	Compressor Motor Protection**	Voltage/HZ	Phase	Extended Warranty Number†	AllPoints Order Number
			R134	R-22	R404								
2DL3075OTFD 2DL3075ETFD 2DL3-R-78KOTFD 2DL3-R-78KETFD 2DL3-R-78KLTFD	7.5	88-1867		H	M	7.5T	No Oil	105	F	460V/60HZ 380/420/50HZ	3	88-1532	**88-1565**
3DA3075OTFC 3DA3075ETFC 3DA3-R-10MOTFC 3DA3-R-10METFC 3DA3-R-10MLTFC	7.5	88-1530		H	M	H=10T M=8T	No Oil	105	F	208/230V/60HZ 200/220V50HZ	3	88-1532	**88-1570**
3DA3075OTFD 3DA3075ETFD 3DA3-R-10MOTFD 3DA3-R-10METFD 3DA3-R-10MLTFD	7.5	88-1530		H	M	H=10T M=8T	No Oil	105	F	460V/60HZ 380/420/50HZ	3	88-1532	**88-1571**
3DB3075OTFC 3DB3075ETFC 3DB3-F-33KOTFC 3DB3-F-33KETFC 3DB3-F-33KLTFC	7.5	88-1530	M		L	M=6T L=4T	No Oil	105	F	208/230V/60HZ 200/220V50HZ	3	88-1532	**88-1575**
3DB3075OTFD 3DB3075ETFD 3DB3-F-33KOTFD 3DB3-F-33KETFD 3DB3-F-33KLTFD	7.5	88-1530	M		L	M=6T L=4T	No Oil	105	F	460V/60HZ 380/420/50HZ	3	88-1532	**88-1576**
3DE3075OTFC 3DE3075ETFC 3DE3-R-10MOTFC 3DE3-R-10METFC 3DE3-R-10MLTFC	7.5	88-1530		H	M	H=10T M=8T	No Oil	105	F	208/230V/60HZ 200/220V50HZ	3	88-1532	**88-1581**
3DE3075OTFD 3DE3075ETFD 3DE3-R-10MOTFD 3DE3-R-10METFD 3DE3-R-10MLTFD	7.5	88-1530		H	M	H=10T M=8T	No Oil	105	F	460V/60HZ 380/420/50HZ	3	88-1532	**88-1582**
3DF3075OTFC 3DF3075ETFC 3DF3-F-26KOTFC 3DF3-F-26KETFC 3DF3-F-26KLTFC	7.5	88-1530	M			6T	No Oil	105	F	208/230V/60HZ 200/220V50HZ	3	88-1532	**88-1583**
3DF3075OTFD 3DF3075ETFD 3DF3-F-26KOTFD 3DF3-F-26KETFD 3DF3-F-26KLTFD	7.5	88-1530	M			6T	No Oil	105	F	460V/60HZ 380/420/50HZ	3	88-1532	**88-1584**
3DS3075OTFC 3DS3075ETFC 3DS3-F-30KOTFC 3DS3-F-30KETFC 3DS3-F-30KLTFC	7.5	88-1530	M			7T	No Oil	105	F	208/230V/60HZ 200/220V50HZ	3	88-1532	**88-1596**
3DF3090OTFC 3DF3090ETFC 3DF3-F-40KOTFC 3DF3-F-40KETFC 3DF3-F-40KLTFC	9	88-1530	H		L	H=8T L=5T	No Oil	105	F	208/230V/60HZ 200/220V50HZ	3	88-1532	**88-1585**
3DF3090OTFD 3DF3090ETFD 3DF3-F-40KOTFD 3DF3-F-40KETFD 3DF3-F-40KLTFD	9	88-1530	H		L	H=8T L=5T	No Oil	105	F	460V/60HZ 380/420/50HZ	3	88-1532	**88-1586**

***H** = High Temp (0 to 45°F), **M** = Med Temp (25 to -5°F), **L** = Low Temp (-5 to -40°F)

**See pages 27-28 for Compressor Motor Protection code definitions

† Extended Warranty extends standard 1-year warranty an additional 4 years, totaling 5-years of coverage

Many compressors are shipped without oil.
Caution – Be sure to add your oil type prior to use.

For **Compressor Oils**
See Page 50

All Copeland® compressors offered are remanufactured by A-1 to meet or exceed industry standards

A-1 COMPRESSOR (CONT.)

Disc Type – Refrigerant Cooled (Cont.)

COPELAND® MODELS

Compressor Model Number (Old/New)	HP	Core Return Number	REFRIGERANT*			Thermostatic Expansion Valve (Ton)	Oil Type	Oil Capacity (Oz.)	Compressor Motor Protection**	Voltage/HZ	Phase	Extended Warranty Number†	AllPoints Order Number
			R134	R-22	R404								
3DB3100OTFC 3DB3100ETFC 3DB3-R-12MOTFC 3DB3-R-12METFC 3DB3-R-12MLTFC	10	88-1530		H	M	H=10T M=8T	No Oil	105	F	208/230V/60HZ 200/220V50HZ	3	88-1532	**88-1579**
3DB3100OTFD 3DB3100ETFD 3DB3-R-12MOTFD 3DB3-R-12METFD 3DB3-R-12MLTFD	10	88-1530		H	M	H=10T M=8T	No Oil	105	F	460V/60HZ 380/420/50HZ	3	88-1532	**88-1516**
3DP3100OTFC 3DP3100ETFC 3DP3-R-12MOTFC 3DP3-R-12METFC 3DP3-R-12MLTFC	10	88-1530		H	M	H=10T M=8T	No Oil	105	F	208/230V/60HZ 200/220V50HZ	3	88-1532	**88-1594**
3DP3100OTFD 3DP3100ETFD 3DP3-R-12MOTFD 3DP3-R-12METFD 3DP3-R-12MLTFD	10	88-1530		H	M	H=10T M=8T	No Oil	105	F	460V/60HZ 380/420/50HZ	3	88-1532	**88-1595**
3DS3075OTFD 3DS3075ETFD 3DS3-F-30KOTFD 3DS3-F-30KETFD 3DS3-F-30KLTFD	10	88-1530	M			7T	No Oil	105	F	460V/60HZ 380/420/50HZ	3	88-1532	**88-1597**
3DS3100OTFD 3DS3100ETFD 3DS3100LTFD 3DS3-F-46KOTFD 3DS3-F-46KETFD 3DS3-F-46KLTFD	10	88-1530	H		L	H=10T M=6T	No Oil	105	F	460V/60HZ 380/420/50HZ	3	88-1532	**88-1598**
3DS3100LTFC 3DS3-F-46KLTFC	10	88-1530	M		L	6-M 5-L	No Oil	105	F	208/230V/60HZ 200/220V50HZ	3	88-1532	**88-1519**
4DA1100OTSK 4DA1100ETSK 4DA3-R-12MOTSK 4DA3-R-12METSK 4DA3-R-12MLTSK	10	88-1527	M		L	M=9T L=7T	No Oil	130	S	208/230/460V/60HZ 200/280/400/50HZ	3	88-1532	**88-1604**
4DA3100OTSK 4DA3100ETSK 4DA3-R-12MOTSK 4DA3-R-12METSK 4DA3-R-12MLTSK	10	88-1527	M		L	M=9T L=7T	No Oil	130	S	208/230/460V/60HZ 200/280/400/50HZ	3	88-1532	**88-1605**
4DA3101OTSK 4DA3101ETSK 4DA3-F-47KOTSK 4DA3-F-47KETSK 4DA3-F-47KLTSK	10	88-1527	M		L	M=9T L=7T	No Oil	130	S	208/230/460V/60HZ 200/280/400/50HZ	3	88-1532	**88-1606**
3DS3150OTFD 3DS3150ETFD 3DS3-R-17MOTFD 3DS3-R-17METFD 3DS3-R-17MLTFD	15	88-1530		H	M	H=15T M=10T	No Oil	105	F	460V/60HZ 380/420/50HZ	3	88-1533	**88-1600**
3DS3150OTFC 3DS3150ETFC 3DS3150LTFC 3DS3-R-17MOTFC 3DS3-R-17METFC 3DS3-R-17MLTFC	15	88-1530		H	M	H=15T M=10T	No Oil	105	F	208/230V/60HZ 200/220V50HZ	3	88-1533	**88-1515**

***H** = High Temp (0 to 45°F), **M** = Med Temp (25 to -5°F), **L** = Low Temp (-5 to -40°F)
**See pages 27-28 for Compressor Motor Protection code definitions
† Extended Warranty extends standard 1-year warranty an additional 4 years, totaling 5-years of coverage

Many compressors are shipped without oil.
Caution – Be sure to add your oil type prior to use.

A-1 Compressor is an independent compressor remanufacturer and not affiliated with Copeland Corporation

A-1 COMPRESSOR (CONT.)

Disc Type – Refrigerant Cooled (Cont.)

COPELAND® MODELS

Compressor Model Number (Old/New)	HP	Core Return Number	REFRIGERANT*			Thermostatic Expansion Valve (Ton)	Oil Type	Oil Capacity (Oz.)	Compressor Motor Protection**	Voltage/HZ	Phase	Extended Warranty Number†	AllPoints Order Number
			R134	R-22	R404								
3DT3150OTFC 3DT3150ETFC 3DT3150LTFC 3DT3-R-17MOTFC 3DT3-R-17METFC 3DT3-R-17MLTFC	15	88-1530		H	H	15T	No Oil	105	F	208/230V/60HZ 200/220V50HZ	3	88-1533	**88-1517**
4DH1150OTSK 4DH1150ETSK 4DH3-R-16MOTSK 4DH3-R-16METSK 4DH3-R-16MLTSK	15	88-1527	H			7T	No Oil	120	S	208/230/460V/60HZ 200/280/400/50HZ	3	88-1533	**88-1612**
4DL3150OTSK 4DL3150ETSK 4DL3150LTSK 4DL3-F-63KOTSK 4DL3-F-63KETSK 4DL3-F-63KLTSK	15	88-1527			L	8T	No Oil	120	S	208/230/460V/60HZ 200/280/400/50HZ	3	88-1533	**88-1511**
4DP3150OTSK 4DP3150ETSK 4DP3-F-63KOTSK 4DP3-F-63KETSK 4DP3-F-63KLTSK	15	88-1527			L	8T	No Oil	120	S	208/230/460V/60HZ 200/280/400/50HZ	3	88-1533	**88-1617**
3DF3120OTFC 3DF3120ETFC 3DF3-R-15MOTFC 3DF3-R-15METFC 3DF3-R-15MLTFC	12	88-1530		M		6T	No Oil	105	F	208/230V/60HZ 200/220V50HZ	3	88-1533	**88-1589**
3DF3120OTFD 3DF3120ETFD 3DF3-R-15MOTFD 3DF3-R-15METFD 3DF3-R-15MLTFD	12	88-1530		M		6T	No Oil	105	F	460V/60HZ 380/420/50HZ	3	88-1533	**88-1590**
3DK3120OTFC 3DK3120ETFC 3DK4-S-11MOTFC 3DK4-S-11METFC 3DK4-S-11MLTFC	12	88-1530		M		6T	No Oil	105	F	208/230V/60HZ 200/220V50HZ	3	88-1533	**88-1592**
3DK3120OTFD 3DK3120ETFD 3DK4-S-11MOTFD 3DK4-S-11METFD 3DK4-S-11MLTFD	12	88-1530		M		6T	No Oil	105	F	460V/60HZ 380/420/50HZ	3	88-1533	**88-1593**
4DA3200OTSK 4DA3200ETSK 4DE3-R-18MOTSK 4DE3-R-18METSK 4DE3-R-18MLTSK	20	88-1527		H	M	H=20T M=11T	No Oil	130	S	208/230/460V/60HZ 200/280/400/50HZ	3	88-1533	**88-1608**
4DB3220OTSK 4DC3220OTSK 4DC3-R-20MOTSK 4DC3-R-20MLTSK	20	88-1527		H		22T	No Oil	120	S	208/230/460V/60HZ 200/280/400/50HZ	3	88-1533	**88-1609**
4DE3200OTSK 4DE3-R-18MOTSK 4DE3-R-18MLTSK	20	88-1527		H	M	H=20T M=11T	No Oil	120	S	208/230/460V/60HZ 200/280/400/50HZ	3	88-1533	**88-1610**
4DE3200ETSK 4DE3-R-18METSK	20	88-1527		H	M	H=20T M=11T	Polyolester	120	S	208/230/460V/60HZ 200/280/400/50HZ	3	88-1533	**88-1611**
6DH3200OTSK 6DH3200ETSK 6DH3-R-23MOTSK 6DH3-R-23METSK 6DH3-R-23MLTSK	20	88-1869	H			20T	No Oil	130	S	208/230/460V/60HZ 200/280/400/50HZ	3	88-1533	**88-1634**

***H** = High Temp (0 to 45°F), **M** = Med Temp (25 to -5°F), **L** = Low Temp (-5 to -40°F)

**See pages 27-28 for Compressor Motor Protection code definitions

† Extended Warranty extends standard 1-year warranty an additional 4 years, totaling 5-years of coverage

Many compressors are shipped without oil.
Caution – Be sure to add your oil type prior to use.

All Copeland® compressors offered are remanufactured by A-1 to meet or exceed industry standards

A-1 COMPRESSOR (CONT.)

Disc Type – Refrigerant Cooled (Cont.) — COPELAND® MODELS

Compressor Model Number (Old/New)	HP	Core Return Number	REFRIGERANT*			Thermostatic Expansion Valve (Ton)	Oil Type	Oil Capacity (Oz.)	Compressor Motor Protection**	Voltage/HZ	Phase	Extended Warranty Number†	AllPoints Order Number
			R134	R-22	R404								
6DP3200OTSK 6DP3200ATSK 6DP3200ETSK 6DP3-R-23MOTSK 6DP3-R-23METSK 6DP3-R-23MLTSK	20	88-1869	H			20T	No Oil	130	S	208/230/460V/60HZ 200/280/400/50HZ	3	88-1533	**88-1640**
4DS3220OTSK 4DS3220ETSK 4DS3-F-76KOTSK 4DS3-F-76KETSK 4DS3-F-76KLTSK	22	88-1527			L	10T	No Oil	120	S	208/230/460V/60HZ 200/280/400/50HZ	3	88-1533	**88-1620**
4DT3220OTSE 4DT3220ETSE 4DT3-A-220OTSE 4DT3-A-220ETSE 4DT3-A-220LTSE	22	88-1527			L	10T	No Oil	120	S	575V/60HZ 550/50HZ	3	88-1533	**88-1621**
4DT3220OTSK 4DT3220ETSK 4DT3220LTSK 4DT3-F-76MOTSK 4DT3-F-76METSK 4DT3-F-76MLTSK	22	88-1527			L	10	No Oil	120	S	208/230/460V/60HZ 200/280/400/50HZ	3	88-1533	**88-1510**
4DH1250OFSD 4DH1250EFSD 4DK3-R-22MOFSD 4DK3-R-22MEFSD 4DK3-R-22MLFSD	25	88-1527		H	M	H=22 M=12	No Oil	120	S	460V/60HZ 380/420/50HZ	3	88-1533	**88-1613**
4DK3250OTSK 4DK3250ETSK 4DK3250LTSK 4DL3-F-63KOTSK 4DL3-F-63KETSK 4DL3-F-63KLTSK	25	88-1527		H	M	H=22 M=12	No Oil	120	S	208/230/460V/60HZ 200/280/400/50HZ	3	88-1533	**88-1512**
6DC3270OTSK 6DC3270ETSK 6DC3-F-93KOTSK 6DC3-F-93KETSK 6DC3-F-93KLTSK	27	88-1528			L	12T	No Oil	130	S	208/230/460V/60HZ 200/280/400/50HZ	3	88-1534	**88-1633**
6DL3270OTSK 6DK3-F-93KOTSK 6DK3-F-93KLTSK	27	88-1528			L	12T	No Oil	130	S	208/230/460V/60HZ 200/280/400/50HZ	3	88-1534	**88-1636**
6DL3270ETSK 6DL3-F-93KETSK	27	88-1528			L	12T	Polyolester	130	S	208/230/460V/60HZ 200/280/400/50HZ	3	88-1534	**88-1637**
4DJ3300OTSE 4DJ3300ETSE 4DJ3-A-300OTSE 4DJ3-A-300ETSE 4DJ3-A-300LTSE	30	88-1527		H	M	H=25T M=16T	No Oil	120	S	575V/60HZ 550/50HZ	3	88-1534	**88-1615**
4DR33000FSD 4DR3300EFSD 4DR3-R-28MLOFSD 4DR3-R-28MLFSD 4DR3-R-28MLFSD	30	88-1527		H	M	H=25T M=16T	No Oil	120	S	460V/60HZ 380/420/50HZ	3	88-1534	**88-1618**
4DR3300ETSE 4DR3-R-28METSE	30	88-1527		H	M		Polyolester	120	S	575V/60HZ 550/50HZ	3	88-1534	**88-1619**

***H** = High Temp (0 to 45°F), **M** = Med Temp (25 to -5°F), **L** = Low Temp (-5 to -40°F)
**See pages 27-28 for Compressor Motor Protection code definitions
† Extended Warranty extends standard 1-year warranty an additional 4 years, totaling 5-years of coverage

For **Compressor Oils**
See Page 50

Many compressors are shipped without oil.
Caution – Be sure to add your oil type prior to use.

A-1 Compressor is an independent compressor remanufacturer and not affiliated with Copeland Corporation

A-1 COMPRESSOR (CONT.)

Disc Type – Refrigerant Cooled (Cont.)

COPELAND® MODELS

Compressor Model Number (Old/New)	HP	Core Return Number	REFRIGERANT*			Thermostatic Expansion Valve (Ton)	Oil Type	Oil Capacity (Oz.)	Compressor Motor Protection**	Voltage/HZ	Phase	Extended Warranty Number†	AllPoints Order Number
			R134	R-22	R404								
4DR3300OTSK 4DR3300ETSK 4DR3300LTSK 4DR3-R-28MOTSK 4DR3-R-28METSK 4DR3-R-28MLTSK	30	88-1527		H	H	H=25T M=16T	No Oil	120	S	208/230/460V/60HZ 200/280/400/50HZ	3	88-1534	**88-1513**
6DJ3300OTSK 6DJ3300ETSK 6DS3-R-28MOTSK 6DS3-R-28METSK 6DS3-R-28MLTSK	30	88-1528		H	M		No Oil	245	S	208/230/460V/60HZ 200/280/400/50HZ	3	88-1534	**88-1635**
6DT3300ETSK 6DT3F11METSK	30	88-1528			L	15T	Polyolester	245	S	208/230/460V/60HZ 200/280/400/50HZ	3	88-1534	**88-1514**
6DT3300OTSK 6DT3-F-11MOTSK 6DT3-F-11MLTSK	30	88-1528			L	15T	No Oil	245	S	208/230/460V/60HZ 200/280/400/50HZ	3	88-1534	**88-1646**
6DT33000FSD 6DT3300EFSD 6DT3-F-11MOFSD 6DT3-F-11MEFSD 6DT3-F-11MLFSD	30	88-1528			L	15T	No Oil	245	S	460V/60HZ 380/420/50HZ	3	88-1534	**88-1647**
6DY33000FSD 6DY3300EFSD 6DY3-R-32MOFSD 6DY3-R-32MEFSD 6DY3-R-32MLFSD	30	88-1528		H		30T	No Oil	130	S	460V/60HZ 380/420/50HZ	3	88-1534	**88-1648**
6DY3300OTSK 6DY3300ETSK 6DY3-R-32MOTSK 6DY3-R-32METSK 6DY3-R-32MLTSK	30	88-1528		H		30T	No Oil	130	S	208/230/460V/60HZ 200/280/400/50HZ	3	88-1534	**88-1649**
6DN33500FSD 6DN3350EFSD 6DN3-R-37MOFSD 6DN3-R-37MEFSD 6DN3-R-37MLFSD	35	88-1529		H		35T	No Oil	130	S	460V/60HZ 380/420/50HZ	3	88-1534	**88-1638**
6DN3350OTSN 6DN3350ETSN 6DN3-R-37MOTSN 6DN3-R-37METSN 6DN3-R-37MLTSN	35	88-1529					No Oil	130	S	230/460V/60HZ 200/400/50HZ	3	88-1534	**88-1639**
6DP350OTSK 6DP350ETSK 6DP3-R-35MOTSK 6DP3-R-35METSK 6DP3-R-35MLTSK	35	88-1529		H	M	H=35T M=25T	No Oil	130	S	208/230/460V/60HZ 200/280/400/50HZ	3	88-1534	**88-1641**
6DS34000FSD 6DS3400EFSD 6DS3-R-40MOFSD 6DS3-R-40MEFSD 6DS3-R-40MLFSD	40	88-1529		H	M	H=40T M=25T	No Oil	130	S	460V/60HZ 380/420/50HZ	3	88-1534	**88-1643**
6DS34000FSU 6DS3400EFSU 6DS3-R-40MOFSU 6DS3-R-40MEFSU 6DS3-R-40MLFSU	40	88-1529		H	M	H=40T M=25T	No Oil	130	S	200V/60HZ	3	88-1534	**88-1644**
6DS3400ETSN 6DS3-R-40METSN 6DS3-R-40MLTSN	40	88-1529		H	M	H=40T M=25T	No Oil	130	S	230/460V/60HZ 200/400V/50HZ	3	88-1534	**88-1645**
6DS3400OTSN 6DS3-R-40MOTSN	40	88-1529		H	M	H=40T M=25T	Mineral	130	S	230/460V/60HZ 200/400V/50HZ	3	88-1534	**88-1518**

***H** = High Temp (0 to 45°F), **M** = Med Temp (25 to -5°F), **L** = Low Temp (-5 to -40°F)

**See pages 27-28 for Compressor Motor Protection code definitions

† Extended Warranty extends standard 1-year warranty an additional 4 years, totaling 5-years of coverage

Many compressors are shipped without oil.
Caution – Be sure to add your oil type prior to use.

All Copeland® compressors offered are remanufactured by A-1 to meet or exceed industry standards

A-1 COMPRESSOR (CONT.)

Standard – Refrigerant Cooled

COPELAND® MODELS

Compressor Model Number (Old/New)	HP	Core Return Number	REFRIGERANT*			Thermostatic Expansion Valve (Ton)	Oil Type	Oil Capacity (Oz.)	Compressor Motor Protection**	Voltage/HZ	Phase	Extended Warranty Number†	AllPoints Order Number
			R134	R-22	R404								
NRB2031OTFD	3	88-1875	H			3T	Mineral	115	F	460V/60HZ 380/420/50HZ	3	NA	**88-1851**
NRD1031OTFC	3	88-1876	M		L	M=2T L=1.5T	Mineral	115	F	208/230V/60HZ 200/220V50HZ	3	NA	**88-1854**
NRD1031OTFD	3	88-1876	M		L	M=2T L=1.5T	Mineral	115	F	460V/60HZ 380/420/50HZ	3	NA	**88-1855**
NRD1032ETFC	3	88-1876	M		L	M=2T L=1.5T	Polyolester	115	F	208/230V/60HZ 200/220V50HZ	3	NA	**88-1856**
NRN031OCFB	3	88-1876	L			1T	Mineral	115	F	230V/60HZ	1	NA	**88-1860**
NRN031OTFD	3	88-1876	L			1T	Mineral	115	F	460V/60HZ 380/420/50HZ	3	NA	**88-1861**
NRB2040OTFC	4	88-1876		H		4T	Mineral	115	F	208/230V/60HZ 200/220V50HZ	3	NA	**88-1852**
NRB2040OTFD	4	88-1876		H		4T	Mineral	115	F	460V/60HZ 380/420/50HZ	3	NA	**88-1853**
NRD1040ACFB	4	88-1876	M		L	M=2T L=2T	Alkyl Benzene	115	F	230V/60HZ	1	NA	**88-1857**
9RA1050ATFC	5	88-1873	M			4T	Alkyl Benzene	115	F	208/230V/60HZ 200/220V50HZ	3	88-1532	**88-1664**
9RA1050ATFD	5	88-1873	M			4T	Alkyl Benzene	115	F	460V/60HZ 380/420/50HZ	3	88-1532	**88-1665**
9RB10505TFC	5	88-1873	L			2T	Alkyl Benzene	115	F	208/230V/60HZ 200/220V50HZ	3	88-1532	**88-1666**
9RB10505TFD	5	88-1873	L			2T	Alkyl Benzene	115	F	460V/60HZ 380/420/50HZ	3	88-1532	**88-1667**
9RJ10505TFC	5	88-1874	L			2T	Alkyl Benzene	155	F	208/230V/60HZ 200/220V50HZ	3	88-1532	**88-1683**
9RJ10505TFD	5	88-1874	L			2T	Alkyl Benzene	155	F	460V/60HZ 380/420/50HZ	3	88-1532	**88-1684**
MRA2050ATFC	5	88-1524	M		L	M=3T L=2T	Alkyl Benzene	80	F	208/230V/60HZ 200/220V50HZ	3	88-1532	**88-1506**
MRA2050ETFC	5	88-1524	M		L	M=3T L=2T	Polyolester	80	F	208/230V/60HZ 200/220V50HZ	3	88-1532	**88-1839**
MRA2050ETFD	5	88-1524	M		L	M=3T L=2T	Polyolester	80	F	460V/60HZ 380/420/50HZ	3	88-1532	**88-1840**
MRA2050OCFB	5	88-1524	M		L	M=3T L=2T	Mineral	80	F	230V/60HZ	1	88-1532	**88-1837**
MRA2050OTFD	5	88-1524	M		L	M=3T L=2T	Mineral	80	F	460V/60HZ 380/420/50HZ	3	88-1532	**88-1838**
MRB050ETFC	5	88-1524	M		L	M=3.5T L=2.5T	Polyolester	80	F	208/230V/60HZ 200/220V50HZ	3	88-1532	**88-1841**
MRB05OTFD	5	88-1524	M		L	M=3.5T L=2.5T	Mineral	80	F	460V/60HZ 380/420/50HZ	3	88-1532	**88-1842**
MRB1050ATFC	5	88-1524	M		L	M=3.5T L=2.5T	Alkyl Benzene	80	F	208/230V/60HZ 200/220V50HZ	3	88-1532	**88-1508**
MRB2050ETFC	5	88-1524	M		L	M=3.5T L=2.5T	Polyolester	80	F	208/230V/60HZ 200/220V50HZ	3	88-1532	**88-1843**

***H** = High Temp (0 to 45°F), **M** = Med Temp (25 to -5°F), **L** = Low Temp (-5 to -40°F)
**See pages 27-28 for Compressor Motor Protection code definitions
† Extended Warranty extends standard 1-year warranty an additional 4 years, totaling 5-years of coverage

On all standard cooling models polyolester oil must be substituted for mineral and alkybenzene models when using R-134 and R-404 refrigerants. Example: model number MRA2050OTFD and MRA2050ATFD will change to MRA2050ETFD in R-134 and/or R-404 applications.

A-1 Compressor is an independent compressor remanufacturer and not affiliated with Copeland Corporation

A-1 COMPRESSOR (CONT.)

Standard – Refrigerant Cooled (Cont.)

COPELAND® MODELS

Compressor Model Number (Old/New)	HP	Core Return Number	REFRIGERANT*			Thermostatic Expansion Valve (Ton)	Oil Type	Oil Capacity (Oz.)	Compressor Motor Protection**	Voltage/HZ	Phase	Extended Warranty Number†	AllPoints Order Number
			R134	R-22	R404								
MRF2050ATFC	5	88-1524	H			3.5T	Alkyl Benzene	80	F	208/230V/60HZ 200/220V50HZ	3	88-1532	**88-1845**
MRF2050ETFC	5	88-1524	H			3.5T	Polyolester	80	F	208/230V/60HZ 200/220V50HZ	3	88-1532	**88-1846**
MRF2050OTFD	5	88-1524	H			3.5T	Mineral	80	F	460V/60HZ 380/420/50HZ	3	88-1532	**88-1844**
NRA2050OTFC	5	88-1876		H		5T	Mineral	115	F	208/230V/60HZ 200/220V50HZ	3	NA	**88-1849**
NRA2050OTFD	5	88-1876		H		5T	Mineral	115	F	460V/60HZ 380/420/50HZ	3	NA	**88-1850**
NRM1050ATFC	5	88-1876		M	M	5T	Alkyl Benzene	115	F	208/230V/60HZ 200/220V50HZ	3	NA	**88-1859**
NRM1050OTFD	5	88-1876		M	M	5T	Mineral	115	F	460V/60HZ 380/420/50HZ	3	NA	**88-1858**
9RB1076ATFC	7.5	88-1525	M		L	M=5T L=4T	Alkyl Benzene	115	F	208/230V/60HZ 200/220V50HZ	3	88-1532	**88-1668**
9RB1076ATFD	7.5	88-1525	M		L	M=5T L=4T	Alkyl Benzene	115	F	460V/60HZ 380/420/50HZ	3	88-1532	**88-1669**
9RB1076ETFC	7.5	88-1525	M		L	M=5T L=4T	Polyolester	115	F	208/230V/60HZ 200/220V50HZ	3	88-1532	**88-1670**
9RB1076ETFD	7.5	88-1525	M		L	M=5T L=4T	Polyolester	115	F	460V/60HZ 380/420/50HZ	3	88-1532	**88-1671**
9RB2076ATFC (4 BOLT)	7.5	88-1525	M		L	M=5T L=4T	Alkyl Benzene	115	F	208/230V/60HZ 200/220V50HZ	3	88-1532	**88-1672**
9RC10765TFC	7.5	88-1525	H			6T	Alkyl Benzene	115	F	208/230V/60HZ 200/220V50HZ	3	88-1532	**88-1673**
9RC10765TFD	7.5	88-1525	H			6T	Alkyl Benzene	115	F	460V/60HZ 380/420/50HZ	3	88-1532	**88-1674**
9RJ10765TFC	7.5	88-1874		M	L	M=6T L=3.5T	Alkyl Benzene	115	F	208/230V/60HZ 200/220V50HZ	3	88-1532	**88-1686**
9RJ10765TFD	7.5	88-1874		M	L	M=6T L=3.5T	Alkyl Benzene	115	F	460V/60HZ 380/420/50HZ	3	88-1532	**88-1685**
9RS2076ATFC	7.5	88-1525	M		L	M=5T L=3.5T	Alkyl Benzene	115	F	208/230V/60HZ 200/220V50HZ	3	88-1532	**88-1691**
9RS2076ATFD (4 BOLT)	7.5	88-1525	M		L	M=5T L=3.5T	Alkyl Benzene	115	F	460V/60HZ 380/420/50HZ	3	88-1532	**88-1692**
9RS3076ATFC	7.5	88-1525	M		L	M=5T L=3.5T	Alkyl Benzene	115	F	208/230V/60HZ 200/220V50HZ	3	88-1532	**88-1507**
9RS3076ATFD (2 BOLT)	7.5	88-1525	M		L	M=5T L=3.5T	Alkyl Benzene	115	F	460V/60HZ 380/420/50HZ	3	88-1532	**88-1693**
9RS3076ETFC	7.5	88-1525	M		L	M=5T L=3.5T	Polyolester	115	F	208/230V/60HZ 200/220V50HZ	3	88-1532	**88-1694**
MRH4076ATFC	7.5	88-1866		H	M	H=7.5T M=5T	Alkyl Benzene	80	F	208/230V/60HZ 200/220V50HZ	3	88-1532	**88-1847**
MRH4076ATFD	7.5	88-1866		H	M	H=7.5T M=5T	Alkyl Benzene	80	F	460V/60HZ 380/420/50HZ	3	88-1532	**88-1848**
4RA3100ATSK	10	88-1526	M		L	M=8T L=5T	Alkyl Benzene	140	S	208/230/460V/60HZ 200/280/400/50HZ	3	88-1532	**88-1622**

***H** = High Temp (0 to 45°F), **M** = Med Temp (25 to -5°F), **L** = Low Temp (-5 to -40°F)
**See pages 27-28 for Compressor Motor Protection code definitions
† Extended Warranty extends standard 1-year warranty an additional 4 years, totaling 5-years of coverage

On all standard cooling models polyolester oil must be substituted for mineral and alkybenzene models when using R-134 and R-404 refrigerants. Example: model number MRA2050OTFD and MRA2050ATFD will change to MRA2050ETFD in R-134 and/or R-404 applications.

All Copeland® compressors offered are remanufactured by A-1 to meet or exceed industry standards

A-1 COMPRESSOR (CONT.)

Standard – Refrigerant Cooled (Cont.) COPELAND® MODELS

Compressor Model Number (Old/New)	HP	Core Return Number	REFRIGERANT*			Thermostatic Expansion Valve (Ton)	Oil Type	Oil Capacity (Oz.)	Compressor Motor Protection**	Voltage/HZ	Phase	Extended Warranty Number†	AllPoints Order Number
			R134	R-22	R404								
4RA3100ETSK	10	88-1526	M		L	M=8T L=5T	Polyolester	140	S	208/230/460V/60HZ 200/280/400/50HZ	3	88-1532	**88-1623**
9RC1101ATFC	10	88-1525		H	M	H=10T M=7.5T	Alkyl Benzene	155	F	208/230V/60HZ 200/220V50HZ	3	88-1532	**88-1675**
9RC1101ATFD	10	88-1525		H	M	H=10T M=7.5T	Alkyl Benzene	155	F	460V/60HZ 380/420/50HZ	3	88-1532	**88-1676**
9RC1101ATHC	10	88-1525		H	M	H=10T M=7.5T	Alkyl Benzene	155	H	208/230V/60HZ 200/220V50HZ	3	88-1532	**88-1677**
9RC1101ATHD	10	88-1525		H	M	H=10T M=7.5T	Alkyl Benzene	155	H	460V/60HZ 380/420/50HZ	3	88-1532	**88-1678**
9RC3101ATFC	10	88-1525		H	M	H=10T M=7.5T	Alkyl Benzene	155	F	208/230V/60HZ 200/220V50HZ	3	88-1532	**88-1679**
9RC3101ATFD	10	88-1525		H	M	H=10T M=7.5T	Alkyl Benzene	155	F	460V/60HZ 380/420/50HZ	3	88-1532	**88-1680**
9RC3101ATHC	10	88-1525		H	M	H=10T M=7.5T	Alkyl Benzene	155	H	208/230V/60HZ 200/220V50HZ	3	88-1532	**88-1681**
9RC3101ATHD	10	88-1525		H	M	H=10T M=7.5T	Alkyl Benzene	155	H	460V/60HZ 380/420/50HZ	3	88-1532	**88-1682**
4RL1150ATSK	15	88-1526			L	7.5T	Alkyl Benzene	140	S	208/230/460V/60HZ 200/280/400/50HZ	3	88-1533	**88-1628**
4RR1300OFSD	30	88-1868			L	7.5T	Mineral	140	S	460V/60HZ 380/420/50HZ	3	88-1533	**88-1629**
9RS1150ATFD	15	88-1525		H	M	H=15T M=10T	Alkyl Benzene	115	F	460V/60HZ 380/420/50HZ	3	88-1533	**88-1687**
9RS1150ATHC	15	88-1525		H	M	H=15T M=10T	Alkyl Benzene	115	H	208/230V/60HZ 200/220V50HZ	3	88-1533	**88-1688**
9RS1150ATHD	15	88-1525		H	M	H=15T M=10T	Alkyl Benzene	115	H	460V/60HZ 380/420/50HZ	3	88-1533	**88-1689**
9RS1150ATSC	15	88-1525		H	M	H=15T M=10T	Alkyl Benzene	115	S	208/230V/60HZ 200/220V50HZ	3	88-1533	**88-1690**
4RA4200ATSK	20	88-1526		H	M	H=20T M=11T	Alkyl Benzene	140	S	208/230/460V/60HZ 200/280/400/50HZ	3	88-1533	**88-1624**
4RE2200AFSD	20	88-1526		H	M	H=20T M=11T	Alkyl Benzene	140	S	460V/60HZ 380/420/50HZ	3	88-1533	**88-1625**
4RE2200ATSK	20	88-1526		H	M	H=20T M=11T	Alkyl Benzene	140	S	208/230/460V/60HZ 200/280/400/50HZ	3	88-1533	**88-1626**
6RA4200ATSK	20	88-1871	H		L	H=10T L=9T	Alkyl Benzene	140	S	208/230/460V/60HZ 200/280/400/50HZ	3	88-1533	**88-1652**
6RA4200ETSK	20	88-1871	H		L	H=16 L=8T	Polyolester	140	S	208/230/460V/60HZ 200/280/400/50HZ	3	88-1533	**88-1653**
6RH200OTSK	20	88-1871	H			15T	Mineral	140	S	208/230/460V/60HZ 200/280/400/50HZ	3	88-1533	**88-1654**
4RK2250AFSD	25	88-1526		H	M	H=25T M=16T	Alkyl Benzene	140	S	460V/60HZ 380/420/50HZ	3	88-1533	**88-1627**
4RK2250ATSK	25	88-1526		H	M	H=25T M=16T	Alkyl Benzene	140	S	208/230/460V/60HZ 200/280/400/50HZ	3	88-1533	**88-1509**
6RL1250ATSK	25	88-1871			L	11T	Alkyl Benzene	140	S	208/230/460V/60HZ 200/280/400/50HZ	3	88-1533	**88-1656**

***H** = High Temp (0 to 45°F), **M** = Med Temp (25 to -5°F), **L** = Low Temp (-5 to -40°F)
**See pages 27-28 for Compressor Motor Protection code definitions
† Extended Warranty extends standard 1-year warranty an additional 4 years, totaling 5-years of coverage

For **Compressor Oils** See Page 50

On all standard cooling models polyolester oil must be substituted for mineral and alkybenzene models when using R-134 and R-404 refrigerants. Example: model number MRA2050OTFD and MRA2050ATFD will change to MRA2050ETFD in R-134 and/or R-404 applications.

A-1 Compressor is an independent compressor remanufacturer and not affiliated with Copeland Corporation

A-1 COMPRESSOR (CONT.)

Standard – Refrigerant Cooled (Cont.)

COPELAND® MODELS

Compressor Model Number (Old/New)	HP	Core Return Number	REFRIGERANT*			Thermostatic Expansion Valve (Ton)	Oil Type	Oil Capacity (Oz.)	Compressor Motor Protection**	Voltage/HZ	Phase	Extended Warranty Number†	AllPoints Order Number
			R134	R-22	R404								
4RR1300ATSK	30	88-1868		H	M	H=30T M=16T	Alkyl Benzene	140	S	208/230/460V/60HZ 200/280/400/50HZ	3	88-1534	**88-1630**
4RR2300OFSD	30	88-1868		H	M	H=30T M=16T	Mineral	140	S	460V/60HZ 380/420/50HZ	3	88-1534	**88-1631**
4RR2300OTSK	30	88-1868		H	M	H=30T M=16T	Mineral	140	S	208/230/460V/60HZ 200/280/400/50HZ	3	88-1534	**88-1632**
6RN2300ATSK	30	88-1872		H	M	H=30T M=16T	Alkyl Benzene	140	S	208/230/460V/60HZ 200/280/400/50HZ	3	88-1534	**88-1657**
6RT1300ATSK	30	88-1871			L	12T	Alkyl Benzene	255	S	208/230/460V/60HZ 200/280/400/50HZ	3	88-1534	**88-1663**
6RP2350AFSD	35	88-1523		H	M	H=35T M=20T	Alkyl Benzene	140	S	460V/60HZ 380/420/50HZ	3	88-1534	**88-1658**
6RP2350ATSK	35	88-1523		H	M	H=35T M=20T	Alkyl Benzene	140	S	208/230/460V/60HZ 200/280/400/50HZ	3	88-1534	**88-1505**
6RJ400OTSE	40	88-1523		H	M	H=40T M=22T	Mineral	140	S	575V/60HZ 550/50HZ	3	88-1534	**88-1655**
6RS2400AFSD	40	88-1523		H	M	H=40T M=22T	Alkyl Benzene	140	S	460V/60HZ 380/420/50HZ	3	88-1534	**88-1660**
6RS2400AFSU	40	88-1523		H	M	H=40T M=22T	Alkyl Benzene	140	S	200V/60HZ	3	88-1534	**88-1661**
6RS2400ATSN	40	88-1523		H	M	H=40T M=22T	Alkyl Benzene	140	S	230/460V/60HZ 200/400V/50HZ	3	88-1534	**88-1662**
6RS2400OTSE	40	88-1523		H	M	H=40T M=22T	Mineral	140	S	575V/60HZ 550/50HZ	3	88-1534	**88-1659**

***H** = High Temp (0 to 45°F), **M** = Med Temp (25 to -5°F), **L** = Low Temp (-5 to -40°F)
**See pages 27-28 for Compressor Motor Protection code definitions
† Extended Warranty extends standard 1-year warranty an additional 4 years, totaling 5-years of coverage

For **Compressor Oils** See Page 50

On all standard cooling models polyolester oil must be substituted for mineral and alkybenzene models when using R-134 and R-404 refrigerants. Example: model number MRA2050OTFD and MRA2050ATFD will change to MRA2050ETFD in R-134 and/or R-404 applications.

All Copeland® compressors offered are remanufactured by A-1 to meet or exceed industry standards

A-1 COMPRESSOR (CONT.)

Standard – Air Cooled

COPELAND® MODELS

Compressor Model Number (Old/New)	HP	Core Return Number	REFRIGERANT*			Thermostatic Expansion Valve (Ton)	Oil Type	Oil Capacity (Oz.)	Compressor Motor Protection**	Voltage/HZ	Phase	Extended Warranty Number†	AllPoints Order Number
			R134	R-22	R404								
KAE1005OTAC	0.5	88-1864	M			1/2T	Mineral	22	A	208/230V/60HZ 200/220V50HZ	3	88-1531	**88-1718**
KAE2005AIAA	0.5	88-1864	M			1/2T	Alkyl Benzene	22	A	115V/60HZ	1	88-1531	**88-1721**
KAE2005OIAH	0.5	88-1864	M			1/2T	Mineral	22	A	208V/60HZ	1	88-1531	**88-1720**
KAEB005AIAA	0.5	88-1864	M			1/2T	Alkyl Benzene	22	A	115V/60HZ	1	88-1531	**88-1724**
KAG2005AIAA	0.5	88-1864	L			1/3T	Alkyl Benzene	22	A	115V/60HZ	1	88-1531	**88-1727**
KAGB0050IAA	0.5	88-1864	L			1/3T	Mineral	22	A	115V/60HZ	1	88-1531	**88-1736**
KAGB005EIAA	0.5	88-1864	L			1/3T	Polyolester	22	A	115V/60HZ	1	88-1531	**88-1737**
KAM2005OIAA	0.5	88-1864	L			1/4T	Mineral	22	A	115V/60HZ	1	88-1531	**88-1789**
KAN1005OTAC	0.5	88-1864	L			1/4T	Mineral	22	A	208/230V/60HZ 200/220V50HZ	3	88-1531	**88-1800**
KAN2005AIAA	0.5	88-1864	L			1/4T	Alkyl Benzene	22	A	115V/60HZ	1	88-1531	**88-1803**
KAN2005OCAV	0.5	88-1864	L			1/4T	Mineral	22	A	208/230V/60HZ 200/220V/50HZ	1	88-1531	**88-1802**
KANB005AIAA	0.5	88-1864	L			1/4T	Alkyl Benzene	22	A	115V/60HZ	1	88-1531	**88-1806**
KANB005ECAV	0.5	88-1864	L			1/4T	Polyolester	22	A	208/230V/60HZ 200/220V/50HZ	1	88-1531	**88-1807**
KANB005EIAA	0.5	88-1864	L			1/4T	Polyolester	22	A	115V/60HZ	1	88-1531	**88-1808**
KANB005OCAV	0.5	88-1864	L			1/4T	Mineral	22	A	208/230V/60HZ 200/220V/50HZ	1	88-1531	**88-1805**
KAA10075TAC	0.75	88-1521	E			1/3T	Alkyl Benzene	22	A	208/230V/60HZ 200/220V50HZ	3	88-1531	**88-1709**
KAAB0075IAB	0.75	88-1521	E			1/3T	Alkyl Benzene	22	A	230V/60HZ	1	88-1531	**88-1710**
KAAB0075IAH	0.75	88-1521	E			1/3T	Alkyl Benzene	22	A	208V/60HZ	1	88-1531	**88-1711**
KAAB007ACAA	0.75	88-1521	E			1/3T	Alkyl Benzene	22	A	115V/60HZ	1	88-1531	**88-1712**
KAAB007ACAV	0.75	88-1521	E			1/3T	Alkyl Benzene	22	A	208/230V/60HZ 200/220V/50HZ	1	88-1531	**88-1713**
KAAB007AIAA	0.75	88-1521	E			1/3T	Alkyl Benzene	22	A	115V/60HZ	1	88-1531	**88-1714**
KAAB007ECAA	0.75	88-1521	E			1/3T	Polyolester	22	A	115V/60HZ	1	88-1531	**88-1715**
KAAB007ECAV	0.75	88-1521	E			1/3T	Polyolester	22	A	208/230V/60HZ 200/220V/50HZ	1	88-1531	**88-1716**
KAAB007EIAA	0.75	88-1521	E			1/3T	Polyolester	22	A	115V/60HZ	1	88-1531	**88-1717**

***H** = High Temp (0 to 45°F), **M** = Med Temp (25 to -5°F), **L** = Low Temp (-5 to -40°F), **E** = Extra-Low Temp (-20 to -40°F)
**See pages 27-28 for Compressor Motor Protection code definitions
† Extended Warranty extends standard 1-year warranty an additional 4 years, totaling 5-years of coverage

On all standard cooling models polyolester oil must be substituted for mineral and alkybenzene models when using R-134 and R-404 refrigerants. Example: model number MRA2050OTFD and MRA2050ATFD will change to MRA2050ETFD in R-134 and/or R-404 applications.

A-1 Compressor is an independent compressor remanufacturer and not affiliated with Copeland Corporation

A-1 COMPRESSOR (CONT.)

Standard – Air Cooled (Cont.)

COPELAND® MODELS

Compressor Model Number (Old/New)	HP	Core Return Number	REFRIGERANT*			Thermostatic Expansion Valve (Ton)	Oil Type	Oil Capacity (Oz.)	Compressor Motor Protection**	Voltage/HZ	Phase	Extended Warranty Number†	AllPoints Order Number
			R134	R-22	R404								
KAE10075TAC	0.75	88-1521		M		1/2T	Alkyl Benzene	22	A	208/230V/60HZ 200/220V50HZ	3	88-1531	**88-1719**
KAE20075CAA	0.75	88-1521		M		1/2T	Alkyl Benzene	22	A	115V/60HZ	1	88-1531	**88-1722**
KAE20075CAV	0.75	88-1521		M		1/2T	Alkyl Benzene	22	A	208/230V/60HZ 200/220V/50HZ	1	88-1531	**88-1723**
KAEB007ECAV	0.75	88-1521		M		1/2T	Polyolester	22	A	208/230V/60HZ 200/220V/50HZ	1	88-1531	**88-1725**
KAG10075TAC	0.75	88-1521	M			1/2T	Alkyl Benzene	22	A	208/230V/60HZ 200/220V50HZ	3	88-1531	**88-1726**
KAG20075CAV	0.75	88-1521	M			1/2T	Alkyl Benzene	22	A	208/230V/60HZ 200/220V/50HZ	1	88-1531	**88-1728**
KAG20075IAA	0.75	88-1521	M			1/2T	Alkyl Benzene	22	A	115V/60HZ	1	88-1531	**88-1729**
KAG20075IAB	0.75	88-1521	M			1/2T	Alkyl Benzene	22	A	230V/60HZ	1	88-1531	**88-1730**
KAG20075IAH	0.75	88-1521	M			1/2T	Alkyl Benzene	22	A	208V/60HZ	1	88-1531	**88-1731**
KAGA007ATAC	0.75	88-1521	M			1/2T	Alkyl Benzene	22	A	208/230V/60HZ 200/220V50HZ	3	88-1531	**88-1732**
KAGB007ACAV	0.75	88-1521	M			1/2T	Alkyl Benzene	22	A	208/230V/60HZ 200/220V/50HZ	1	88-1531	**88-1738**
KAJ10075TAC	0.75	88-1521	L			1/3T	Alkyl Benzene	22	A	208/230V/60HZ 200/220V50HZ	3	88-1531	**88-1741**
KAJ30075CAV	0.75	88-1521	L			1/3T	Alkyl Benzene	22	A	208/230V/60HZ 200/220V/50HZ	1	88-1531	**88-1742**
KAJ30075IAA	0.75	88-1521	L			1/3T	Alkyl Benzene	22	A	115V/60HZ	1	88-1531	**88-1743**
KAJ30075IAH	0.75	88-1521	L			1/3T	Alkyl Benzene	22	A	208V/60HZ	1	88-1531	**88-1744**
KAJB007EIAA	0.75	88-1521	L			1/3T	Polyolester	22	A	115V/60HZ	1	88-1531	**88-1749**
KAM20075IAA	0.75	88-1521	H	L	L	H=3/4T L=1/4T	Alkyl Benzene	22	A	115V/60HZ	1	88-1531	**88-1790**
KAMA0075CAA	0.75	88-1521	H	L	L	H=3/4T L=1/4T	Alkyl Benzene	22	A	115V/60HZ	1	88-1531	**88-1794**
KAMA0075IAA	0.75	88-1521	H	L	L	H=3/4T L=1/4T	Alkyl Benzene	22	A	115V/60HZ	1	88-1531	**88-1795**
KAMA0075TAC	0.75	88-1521	H	L	L	H=3/4T L=1/4T	Alkyl Benzene	22	A	208/230V/60HZ 200/220V50HZ	3	88-1531	**88-1793**
KAMB0075IAB	0.75	88-1521	H	L	L	H=3/4T L=1/4T	Alkyl Benzene	22	A	230V/60HZ	1	88-1531	**88-1796**
KAMB007ACAV	0.75	88-1521	H	L	L	H=3/4T L=1/4T	Alkyl Benzene	22	A	208/230V/60HZ 200/220V/50HZ	1	88-1531	**88-1797**
KAMB007ECAA	0.75	88-1521	H	L	L	H=3/4T L=1/4T	Polyolester	22	A	115V/60HZ	1	88-1531	**88-1502**
KAMB007ECAV	0.75	88-1521	H	L	L	H=3/4T L=1/4T	Polyolester	22	A	208/230V/60HZ 200/220V/50HZ	1	88-1531	**88-1798**

***H** = High Temp (0 to 45°F), **M** = Med Temp (25 to -5°F), **L** = Low Temp (-5 to -40°F), **E** = Extra-Low Temp (-20 to -40°F)
**See pages 27-28 for Compressor Motor Protection code definitions
† Extended Warranty extends standard 1-year warranty an additional 4 years, totaling 5-years of coverage

For **Compressor Oils** See Page 50

On all standard cooling models polyolester oil must be substituted for mineral and alkybenzene models when using R-134 and R-404 refrigerants. Example: model number MRA2050OTFD and MRA2050ATFD will change to MRA2050ETFD in R-134 and/or R-404 applications.

All Copeland® compressors offered are remanufactured by A-1 to meet or exceed industry standards

A-1 COMPRESSOR (CONT.)

Standard – Air Cooled (Cont.)

COPELAND® MODELS

Compressor Model Number (Old/New)	HP	Core Return Number	REFRIGERANT*			Thermostatic Expansion Valve (Ton)	Oil Type	Oil Capacity (Oz.)	Compressor Motor Protection**	Voltage/HZ	Phase	Extended Warranty Number†	AllPoints Order Number
			R134	R-22	R404								
KAMB007EIAA	0.75	88-1521	H	L	L	H=3/4T L=1/4T	Polyolester	22	A	115V/60HZ	1	88-1531	**88-1799**
KAN10075TAC	0.75	88-1521		H		1/2T	Alkyl Benzene	22	A	208/230V/60HZ 200/220V50HZ	3	88-1531	**88-1801**
KAN20075CAV	0.75	88-1521		H		1/2T	Alkyl Benzene	22	A	208/230V/60HZ 200/220V/50HZ	1	88-1531	**88-1804**
KANB0075CAV	0.75	88-1521		H		1/2T	Alkyl Benzene	22	A	208/230V/60HZ 200/220V/50HZ	1	88-1531	**88-1809**
KANB007ECAV	0.75	88-1521		H		1/2T	Polyolester	22	A	208/230V/60HZ 200/220V/50HZ	1	88-1531	**88-1810**
KAJA010ATAC	1	88-1522	H	L	E	H=1T L&E=1/2T	Alkyl Benzene	22	A	208/230V/60HZ 200/220V50HZ	3	88-1531	**88-1746**
KAJA010OTAD	1	88-1522	H	L	E	H=1T L&E=1/2T	Mineral	22	A	460V/60HZ 380/420/50HZ	3	88-1531	**88-1745**
KAJA011ETAC	1	88-1522	H	L	E	H=1T L&E=1/2T	Polyolester	22	A	208/230V/60HZ 200/220V50HZ	3	88-1531	**88-1747**
KAJA011ETAD	1	88-1522	H	L	E	H=1T L&E=1/2T	Polyolester	22	A	460V/60HZ 380/420/50HZ	3	88-1531	**88-1748**
KAJB010ECAB	1	88-1522	H	L	E	H=1T L&E=1/2T	Polyolester	22	A	230V/60HZ	1	88-1531	**88-1754**
KAJB010ECAV	1	88-1522	H	L	L	H=1T L=1/2T	Polyolester	22	A	208/230V/60HZ 200/220V/50HZ	1	88-1531	**88-1503**
KAJB010OCAA	1	88-1522	H	L	L	H=1T L=1/2T	Mineral	22	A	115V/60HZ	1	88-1531	**88-1750**
KAJB010OCAB	1	88-1522	H	L	L	H=1T L=1/2T	Mineral	22	A	230V/60HZ	1	88-1531	**88-1751**
KAJB010OCAH	1	88-1522	H	L	L	H=1T L=1/2T	Mineral	22	A	208V/60HZ	1	88-1531	**88-1752**
KAJB010OCAV	1	88-1522	H	L	L	H=1T L=1/2T	Mineral	22	A	208/230V/60HZ 200/220V/50HZ	1	88-1531	**88-1753**
KAK1010OTAC	1	88-1522	M			3/4T	Mineral	22	A	208/230V/60HZ 200/220V50HZ	3	88-1531	**88-1755**
KAK1010OTAD	1	88-1522	M			3/4T	Mineral	22	A	460V/60HZ 380/420/50HZ	3	88-1531	**88-1756**
KAK2010OCAA	1	88-1522	M			3/4T	Mineral	22	A	115V/60HZ	1	88-1531	**88-1757**
KAK2010OCAB	1	88-1522	M			3/4T	Mineral	22	A	230V/60HZ	1	88-1531	**88-1758**
KAK2010OCAH	1	88-1522	M			3/4T	Mineral	22	A	208V/60HZ	1	88-1531	**88-1759**
KAK2010OCAV	1	88-1522	M			3/4T	Mineral	22	A	208/230V/60HZ 200/220V/50HZ	1	88-1531	**88-1760**
KAKA010ATAC	1	88-1522	M			3/4T	Alkyl Benzene	22	A	208/230V/60HZ 200/220V50HZ	3	88-1531	**88-1762**
KAKA010ETAD	1	88-1522	M			3/4T	Polyolester	22	A	460V/60HZ 380/420/50HZ	3	88-1531	**88-1763**
KAKA010OTAD	1	88-1522	M			3/4T	Mineral	22	A	460V/60HZ 380/420/50HZ	3	88-1531	**88-1761**

***H** = High Temp (0 to 45°F), **M** = Med Temp (25 to -5°F), **L** = Low Temp (-5 to -40°F), **E** = Extra-Low Temp (-20 to -40°F)
**See pages 27-28 for Compressor Motor Protection code definitions
† Extended Warranty extends standard 1-year warranty an additional 4 years, totaling 5-years of coverage

On all standard cooling models polyolester oil must be substituted for mineral and alkybenzene models when using R-134 and R-404 refrigerants. Example: model number MRA2050OTFD and MRA2050ATFD will change to MRA2050ETFD in R-134 and/or R-404 applications.

A-1 Compressor is an independent compressor remanufacturer and not affiliated with Copeland Corporation

A-1 COMPRESSOR (CONT.)

Standard – Air Cooled (Cont.)

COPELAND® MODELS

Compressor Model Number (Old/New)	HP	Core Return Number	REFRIGERANT*			Thermostatic Expansion Valve (Ton)	Oil Type	Oil Capacity (Oz.)	Compressor Motor Protection**	Voltage/HZ	Phase	Extended Warranty Number†	AllPoints Order Number
			R134	R-22	R404								
KAKB011ACAV	1	88-1522	M			3/4T	Alkyl Benzene	22	A	208/230V/60HZ 200/220V/50HZ	1	88-1531	**88-1767**
KAKB011ECAV	1	88-1522	M			3/4T	Polyolester	22	A	208/230V/60HZ 200/220V/50HZ	1	88-1531	**88-1768**
KAL1010OTAC	1	88-1522	L			1/2T	Mineral	22	A	208/230V/60HZ 200/220V50HZ	3	88-1531	**88-1770**
KAL1010OTAD	1	88-1522	L			1/2T	Mineral	22	A	460V/60HZ 380/420/50HZ	3	88-1531	**88-1771**
KAL2010OCAB	1	88-1522	L			1/2T	Mineral	22	A	230V/60HZ	1	88-1531	**88-1772**
KAL2010OCAH	1	88-1522	L			1/2T	Mineral	22	A	208V/60HZ	1	88-1531	**88-1773**
KAL2010OCAV	1	88-1522	L			1/2T	Mineral	22	A	208/230V/60HZ 200/220V/50HZ	1	88-1531	**88-1774**
KALB010ACAB	1	88-1522	L			1/2T	Alkyl Benzene	22	A	230V/60HZ	1	88-1531	**88-1780**
KALB010ACAV	1	88-1522	L			1/2T	Alkyl Benzene	22	A	208/230V/60HZ 200/220V/50HZ	1	88-1531	**88-1781**
KALB010ECAB	1	88-1522	L			1/2T	Polyolester	22	A	230V/60HZ	1	88-1531	**88-1782**
KALB010ECAV	1	88-1522	L			1/2T	Polyolester	22	A	208/230V/60HZ 200/220V/50HZ	1	88-1531	**88-1783**
KALB010OCAH	1	88-1522	L			1/2T	Mineral	22	A	208V/60HZ	1	88-1531	**88-1779**
KAM1010OTAC	1	88-1522		H		1T	Mineral	22	A	208/230V/60HZ 200/220V50HZ	3	88-1531	**88-1787**
KAM1010OTAD	1	88-1522		H		1T	Mineral	22	A	460V/60HZ 380/420/50HZ	3	88-1531	**88-1788**
KAM2010OCAA	1	88-1522		H		1T	Mineral	22	A	115V/60HZ	1	88-1531	**88-1791**
KAM2010OCAV	1	88-1522		H		1T	Mineral	22	A	208/230V/60HZ 200/220V/50HZ	1	88-1531	**88-1792**
KAR010OTAC	1	88-1522		H		1T	Mineral	22	A	208/230V/60HZ 200/220V50HZ	3	88-1531	**88-1811**
KAR010OTAD	1	88-1522		H		1T	Mineral	22	A	460V/60HZ 380/420/50HZ	3	88-1531	**88-1812**
KAR2010OCAV	1	88-1522		H		1T	Mineral	22	A	208/230V/60HZ 200/220V/50HZ	1	88-1531	**88-1813**
KARA010ETAC	1	88-1522		H		1T	Polyolester	22	A	208/230V/60HZ 200/220V50HZ	3	88-1531	**88-1814**
KARA011ETAD	1	88-1522		H		1T	Polyolester	22	A	460V/60HZ 380/420/50HZ	3	88-1531	**88-1815**
KARB010ECAV	1	88-1522		H		1T	Polyolester	22	A	208/230V/60HZ 200/220V/50HZ	1	88-1531	**88-1816**
KAT1010OTAC	1	88-1522	E			1/2T	Mineral	22	A	208/230V/60HZ 200/220V50HZ	3	88-1531	**88-1817**
KAT1010OTAD	1	88-1522	E			1/2T	Mineral	22	A	460V/60HZ 380/420/50HZ	3	88-1531	**88-1818**

***H** = High Temp (0 to 45°F), **M** = Med Temp (25 to -5°F), **L** = Low Temp (-5 to -40°F), **E** = Extra-Low Temp (-20 to -40°F)
**See pages 27-28 for Compressor Motor Protection code definitions
† Extended Warranty extends standard 1-year warranty an additional 4 years, totaling 5-years of coverage

On all standard cooling models polyolester oil must be substituted for mineral and alkybenzene models when using R-134 and R-404 refrigerants. Example: model number MRA2050OTFD and MRA2050ATFD will change to MRA2050ETFD in R-134 and/or R-404 applications.

All Copeland® compressors offered are remanufactured by A-1 to meet or exceed industry standards

A-1 COMPRESSOR (CONT.)

Standard – Air Cooled (Cont.)

COPELAND® MODELS

Compressor Model Number (Old/New)	HP	Core Return Number	REFRIGERANT*			Thermostatic Expansion Valve (Ton)	Oil Type	Oil Capacity (Oz.)	Compressor Motor Protection**	Voltage/HZ	Phase	Extended Warranty Number†	AllPoints Order Number
			R134	R-22	R404								
KAT2010OCAB	1	88-1522	E			1/2T	Mineral	22	A	230V/60HZ	1	88-1531	**88-1819**
KAT2010OCAV	1	88-1522	E			1/2T	Mineral	22	A	208/230V/60HZ 200/220V/50HZ	1	88-1531	**88-1820**
KATA010ATAC	1	88-1522	E			1/2T	Alkyl Benzene	22	A	208/230V/60HZ 200/220V50HZ	3	88-1531	**88-1821**
KATB010ACAV	1	88-1522	E			1/2T	Alkyl Benzene	22	A	208/230V/60HZ 200/220V/50HZ	1	88-1531	**88-1826**
KATB010ECAV	1	88-1522	E			1/2T	Polyolester	22	A	208/230V/60HZ 200/220V/50HZ	1	88-1531	**88-1827**
KATB010OCAA	1	88-1522	E			1/2T	Mineral	22	A	115V/60HZ	1	88-1531	**88-1825**
KAGA015OTAC	1.5	88-1520		H		1T	Mineral	22	A	208/230V/60HZ 200/220V50HZ	3	88-1531	**88-1734**
KAGA015OTAD	1.5	88-1520		H		1T	Mineral	22	A	460V/60HZ 380/420/50HZ	3	88-1531	**88-1735**
KAGB015OCAV	1.5	88-1520		H		1T	Mineral	22	A	208/230V/60HZ 200/220V/50HZ	1	88-1531	**88-1740**
KALA015ATAC	1.5	88-1520	H		E	H=1T E=1/2T	Alkyl Benzene	22	A	208/230V/60HZ 200/220V50HZ	3	88-1531	**88-1775**
KALA015ATAD	1.5	88-1520	H		E	H=1T E=1/2T	Alkyl Benzene	22	A	460V/60HZ 380/420/50HZ	3	88-1531	**88-1776**
KALA016ETAC	1.5	88-1520	H			1T	Polyolester	22	A	208/230V/60HZ 200/220V50HZ	3	88-1531	**88-1777**
KALA016ETAD	1.5	88-1520	H			1T	Polyolester	22	A	460V/60HZ 380/420/50HZ	3	88-1531	**88-1778**
KALB015ACAB	1.5	88-1520	H			1T	Alkyl Benzene	22	A	230V/60HZ	1	88-1531	**88-1785**
KALB015ACAV	1.5	88-1520	H		E	H=1T E=1/2T	Alkyl Benzene	22	A	208/230V/60HZ 200/220V/50HZ	1	88-1531	**88-1504**
KALB015ECAB	1.5	88-1520	H		E	H=1T E=1/2T	Polyolester	22	A	230V/60HZ	1	88-1531	**88-1786**
KALB015ECAV	1.5	88-1520	H		E	H=1T E=1/2T	Polyolester	22	A	208/230V/60HZ 200/220V/50HZ	1	88-1531	**88-1500**
KALB015OCAH	1.5	88-1520	H		E	H=1T E=1/2T	Mineral	22	A	208V/60HZ	1	88-1531	**88-1784**
KATA015ATAC	1.5	88-1520	M			1T	Alkyl Benzene	22	A	208/230V/60HZ 200/220V50HZ	3	88-1531	**88-1823**
KATA015ETAC	1.5	88-1520	M			1T	Polyolester	22	A	208/230V/60HZ 200/220V50HZ	3	88-1531	**88-1824**
KATA015OTAD	1.5	88-1520	M			1T	Mineral	22	A	460V/60HZ 380/420/50HZ	3	88-1531	**88-1822**
KATB015ACAB	1.5	88-1520	M			1T	Alkyl Benzene	22	A	230V/60HZ	1	88-1531	**88-1828**
KATB015ACAH	1.5	88-1520	M			1T	Alkyl Benzene	22	A	208V/60HZ	1	88-1531	**88-1829**
KATB015ACAV	1.5	88-1520	M			1T	Alkyl Benzene	22	A	208/230V/60HZ 200/220V/50HZ	1	88-1531	**88-1830**

***H** = High Temp (0 to 45°F), **M** = Med Temp (25 to -5°F), **L** = Low Temp (-5 to -40°F), **E** = Extra-Low Temp (-20 to -40°F)
**See pages 27-28 for Compressor Motor Protection code definitions
† Extended Warranty extends standard 1-year warranty an additional 4 years, totaling 5-years of coverage

For **Compressor Oils** See Page 50

On all standard cooling models polyolester oil must be substituted for mineral and alkybenzene models when using R-134 and R-404 refrigerants. Example: model number MRA2050OTFD and MRA2050ATFD will change to MRA2050ETFD in R-134 and/or R-404 applications.

A-1 Compressor is an independent compressor remanufacturer and not affiliated with Copeland Corporation

A-1 COMPRESSOR (CONT.)

Standard – Air Cooled (Cont.)

COPELAND® MODELS

Compressor Model Number (Old/New)	HP	Core Return Number	REFRIGERANT*			Thermostatic Expansion Valve (Ton)	Oil Type	Oil Capacity (Oz.)	Compressor Motor Protection**	Voltage/HZ	Phase	Extended Warranty Number†	AllPoints Order Number
			R134	R-22	R404								
KATB015ECAB	1.5	88-1520	M			1T	Polyolester	22	A	230V/60HZ	1	88-1531	**88-1831**
KATB015ECAV	1.5	88-1520	M			1T	Polyolester	22	A	208/230V/60HZ 200/220V/50HZ	1	88-1531	**88-1501**
KAKA020ETAC	2	88-1875		H&L		H=1.5T L=1/2T	Polyolester	22	A	208/230V/60HZ 200/220V50HZ	3	88-1531	**88-1766**
KAKA020OTAC	2	88-1875		H&L		H=1.5T L=1/2T	Mineral	22	A	208/230V/60HZ 200/220V50HZ	3	88-1531	**88-1764**
KAKA020OTAD	2	88-1875		H&L		H=1.5T L=1/2T	Mineral	22	A	460V/60HZ 380/420/50HZ	3	88-1531	**88-1765**
KAKB020OCAV	2	88-1875		H&L		H=1.5T L=1/2T	Mineral	22	A	208/230V/60HZ 200/220V/50HZ	1	88-1531	**88-1769**

***H** = High Temp (0 to 45°F), **M** = Med Temp (25 to -5°F), **L** = Low Temp (-5 to -40°F), **E** = Extra-Low Temp (-20 to -40°F)
**See pages 27-28 for Compressor Motor Protection code definitions
† Extended Warranty extends standard 1-year warranty an additional 4 years, totaling 5-years of coverage

For **Compressor Oils** See Page 50

On all standard cooling models polyolester oil must be substituted for mineral and alkybenzene models when using R-134 and R-404 refrigerants. Example: model number MRA2050OTFD and MRA2050ATFD will change to MRA2050ETFD in R-134 and/or R-404 applications.

1-2 Day Ground Shipping to Most of the U.S.

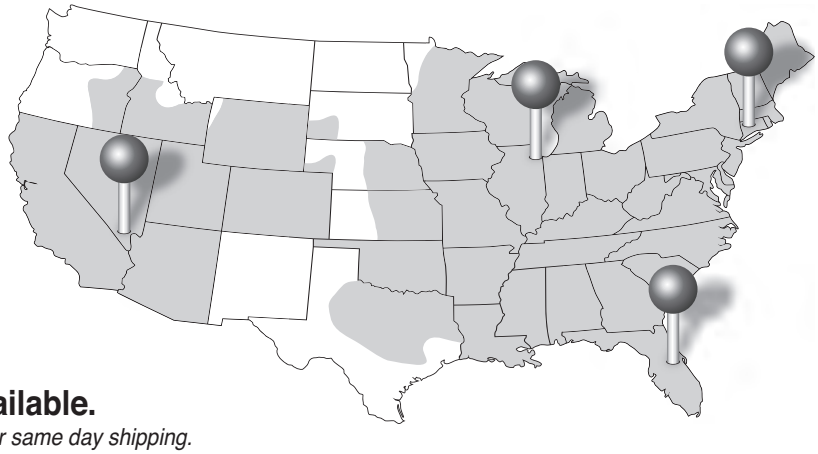

AllPoints® Foodservice Parts & Supplies

Overnight Air Shipping Available.
We offer the latest cut-off in the industry for same day shipping.

All Copeland® compressors offered are remanufactured by A-1 to meet or exceed industry standards

A-1 COMPRESSOR (CONT.)

Cores

COPELAND® MODELS

The included core charge is offset by credit for returned core

Compressor Model Number	HP	Allpoints Order Number
K-005	0.5	**88-1864**
K-0150	1.5	**88-1520**
K-0075	0.75	**88-1521**
K-0100	1	**88-1522**
K-0200	2	**88-1875**
MR-MODEL	5	**88-1524**
MR-MODEL	7.5	**88-1866**
NR–MODEL	3-5	**88-1876**
2D-MODEL	3-7.5	**88-1867**
3D-MODEL	5-20	**88-1530**
4D-MODEL	10.30	**88-1527**
4R-MODEL	10-25	**88-1526**

Compressor Model Number	HP	Allpoints Order Number
4RR-MODEL	15-30	**88-1868**
6D-MODEL	20	**88-1869**
6D-MODEL	25-30	**88-1528**
6D-MODEL	35-40	**88-1529**
6R-MODEL	10	**88-1870**
6R-MODEL	20-30	**88-1871**
6R-MODEL	25-40	**88-1523**
6RN-MODEL	30	**88-1872**
9R-MODEL	5	**88-1873**
9RJ-MODEL	5	**88-1874**
9R-MODEL	7.5-15	**88-1525**

Extended Warranty

Extends standard 1-year warranty an additional 4 years, totaling 5-years of coverage

Warranty	HP	Allpoints Order Number
Extwarr1	0.5 - 3	**88-1531**
Extwarr2	4 - 10	**88-1532**
Extwarr3	12 - 25	**88-1533**
Extwarr4	27 - 40	**88-1534**

See Our Web Site to Place Your Orders and More!

Search Our Entire Inventory @ www.AllPointsFPS.com

Log into your account and you can…

- ***Check Current Pricing and Availability***
- ***Place Orders Anytime — Day or Night***
- ***Download Current Pricing, Forms and More***
- ***View Product Description & Model Usage***
- ***View Order History***
- ***Track Shipments***
- ***Check Order Status***
- ***View Account Information***
- ***Save Time with Quick Order***

A-1 Compressor is an independent compressor remanufacturer and not affiliated with Copeland Corporation

COMPRESSOR OILS

Nu-Calgon RL32-3MAF Polyolester Refrigeration Oil

The Emkarate family of lubricants is a wide range of polyol ester refrigeration oil products. They are designed specifically for use with HFC refrigerants, developed to meet the performance demands of the refrigeration industry. This superior performance is achieved with basefluids that are specifically formulated to deliver optimum performance with minimal additive levels.

The requirements of today's refrigeration and air conditioning compressor lubricants are complex. They must be compatible and miscible with the HFC refrigerants, and they must be compatible and miscible with CFC's and HCFC's as well as mineral and alkylbenzene oils. Polyol ester lubricants meet these needs, and the EMKARATE RL line is the preferred choice. Working in close collaboration with compressor and system manufacturers, these OEM-approved POE lubricants cover a wide viscosity range from 7 cSt (35-40 SUS) to 220 cSt (1100 SUS) to suit most applications. The lubricants have excellent thermal and chemical stability, and are compatible with a wide range of elastomers, polymeric materials and other materials of construction. Additionally, their higher viscosity index is an indication that their effective viscosity will not change drastically with the wide swings in temperature seen by most typical refrigeration and air conditioning systems. They are the preferred choice for servicing and retrofitting existing equipment as well as for OEM charging.

4314-66
Gallon

Order Number
72-1683

Nu-Calgon Zerol 200TD Alkylbenzene Oil

Zerol Refrigeration Oil is a high-quality, premium synthetic alkylbenzene refrigeration oil. It is similar in many ways to natural mineral oils but has superior properties that make it particularly valuable in refrigeration and air-conditioning applications.

Zerol 200TD is a unique formulation of the alkylbenzene in that it contains a special additive package. This package includes an extreme pressure or EP lubricity additive as well as an additive that provides controlled foaming in specific operating conditions. It is preferred by Copeland® for field service applications with the HCFC-based service blends.

4308-07
Gallon

Order Number
72-1684

Nu-Calgon C-3s Mineral Oil

Nu-Calgon naphthenic mineral oil is available in three grades: C-3s (150 SUS), C-4s (300 SUS) and C-5s (500 SUS). All viscosities are manufactured by Calumet Lubricant Co. and are approved by Copeland®, Trane and other compressor manufacturers, approvals varying by viscosity.

They are specifically designed for today's high performance air conditioning and refrigeration compressors. These modern compressors run at higher speeds and generate higher temperatures, and they need better lubrication.

Use of C-3s, C-4s, and C-5s mineral oil will insure continued efficient system operation, providing the important properties required from a good refrigeration oil. Nu-Calgon mineral oils combine excellent solubility and stability with good floc and pour points to provide excellent low temperature performance.

4303-07 C-3s (150)
Gallon

Order Number
72-1685

HERMETIC COMPRESSORS

Embraco Hermetic Compressors

embraco

Refrigerant	HP Rating	Volt/Hz/Ph	Application	Starting Torque	Low Temp Capacity (BTU/HR) at -10°F	Med Temp Capacity (BTU/HR) at 20°F	High Temp Capacity (BTU/HR) at 45°F	Suction Tube Dia.	Discharge Tube Dia.	Weight (Lbs)	Height	Tecumseh	Copeland®	Embraco Model Number (New/Old)	AP Order Number
R-134a	1/6	115/60/1	LBP	Normal	510	N/A	N/A	0.255	0.194	16.84	6.18"	N/A	N/A	EMI55HER1 (New) EMI50HER (Old) EM55HNX (Old)	**88-1877**
R-134a	1/5+	115/60/1	L/M/HBP	Normal	630	1604	2760	0.325	0.255	23.68	7.93"	AEA1360YXA AEA3425YXA	N/A	FF7.5HBK1 (New) EMI60HER (Old) FF6HBK (Old) EME60HER (Old) EM65HHC (Old) EM65HNR (Old) EGY70HLP (Old)	**88-1878**
R-134a	1/4	115/60/1	L/M/HBP	Normal	740	1725	3135	0.325	0.255	23.81	7.93"	N/A	N/A	FF8.5HBK1 (New) EMI70HER (Old) EMI70HNR (Old)	**88-1879**
R-134a	1/4+	115/60/1	L/M/HBP	Normal	840	1973	3530	0.325	0.255	25.33	7.93"	N/A	N/A	FF10HBK1	**88-1880**
R-134a	1/3	115/60/1	L/M/HBP	High	1065	2485	4400	0.325	0.255	25.09	7.93"	AE4440YXA	N/A	FFI10HBX1 (New) EGU90HLC (Old) FFU100HAK (Old)	**88-1881**
R-134a	1/3	115/60/1	L/M/HBP	High	1190	3000	5300	0.325	0.255	25.4	7.93"	AEA4448YXA	N/A	FFI12HBX1 (New) FFU130HAX (Old)	**88-1882**
R-134a	1/3+	115/60/1	HBP	High	N/A	N/A	2087	0.316	0.254	24.25	7.9"	N/A	ARE34C4E	NEK6187Z1	**88-1883**

COMMON SPECS:

- **Compressor Cooling:** Fan cooled by forced draft over shell with 6 watt minimum fan
- **Speed:** 3500 RPM

	LBP Rating ASHRAE	HBP Rating ASHRAE	LBP Rating/ARI NT6217Z2	HBP Rating/ARI NT6217Z2
CONDENSING	130° F	130° F	120° F	130° F
EVAPORATOR	-10° F	45° F	20 °F	45° F
RETURN GAS	90° F	95° F	40° F	65° F
AMBIENT	90° F	95° F	95° F	95° F
LIQUID TEMP	90° F	115° F	120° F	130° F

Above ratings for all models except NT6217Z2

Suitable Applications: Cold Rooms, Dispensers, Horizontal Freezers, Icemakers, Merchandisers, Minibar, Wine Cellars, Reach-Ins

Dimensions (inches)
A:6.18" B:6.1" C:5.47" D:5.67" E:5.91"

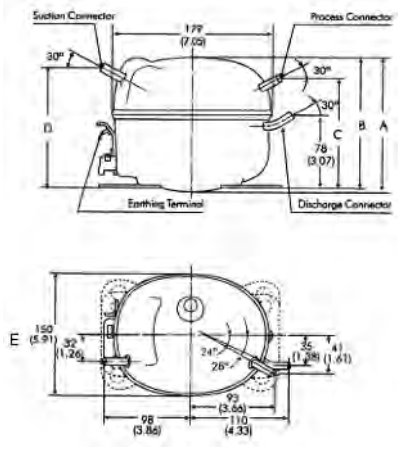

88-1877

Dimensions (inches)
A:7.93" B:6.8" C:8.02" D:4.0" E:6.5"

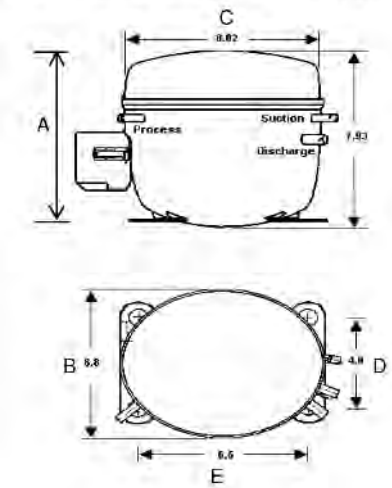

88-1878 , 88-1879, 88-1880, 88-1881, 88-1882

Dimensions (inches)
A:7.9" B:6.37" C:9.68" D:6.5" E:4"

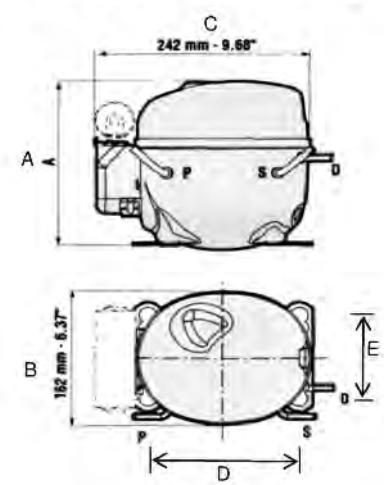

88-1883

HERMETIC COMPRESSORS (CONT.)

Embraco Hermetic Compressors (Cont.)

embraco

Refrigerant	HP Rating	Volt/Hz/Ph	Application	Starting Torque	Low Temp Capacity (BTU/HR) at -10°F	Med Temp Capacity (BTU/HR) at 20°F	High Temp Capacity (BTU/HR) at 45°F	Suction Tube Dia.	Discharge Tube Dia.	Weight (Lbs)	Height	Tecumseh	Copeland®	Embraco Model Number (New/Old)	AP Order Number
R-134a	3/4	115/60/1	HBP	High	N/A	N/A	5960	0.316	0.254	25.57	8.1"	N/A	ARE51C4E	NEK6214Z1	**88-1884**
R-134a	3/4	208/230/60/1	HBP (AT208V)	High	N/A	3309	5960	0.316	0.254	25.13	8.15"	N/A	ARE51C4E-IAV	NEK6214Z2	**88-1885**
R-134a	1/2	115/60/1	HBP	High	N/A	N/A	6626	0.378	0.253	36.38	8.1"	N/A	N/A	NT6215Z1 (New) T6213Z (Old)	**88-1886**
R-134a	1/2+	208/230/60/1	HBP (AT208V)	High	N/A	N/A	6626	0.378	0.253	37.48	8.1"	N/A	N/A	NT6215Z2	**88-1887**
R-134a	3/4+	115/60/1	HBP	High	N/A	N/A	7460	0.378	0.253	38.58	8.7"	AKA4460YXA	N/A	NT6217Z1 (New) T6215Z (Old) T6217Z (Old)	**88-1888**
R-134a	3/4+	208/230/60/1	M/HBP at 230V	High	N/A	4249	7460	0.378	0.253	36.82	8.7"	N/A	N/A	NT6217Z2	**88-1889**

COMMON SPECS:

- **Compressor Cooling:** Fan cooled by forced draft over shell with 6 watt minimum fan
- **Speed:** 3500 RPM

	LBP Rating ASHRAE	HBP Rating ASHRAE	LBP Rating/ARI NT6217Z2	HBP Rating/ARI NT6217Z2
CONDENSING	130° F	130° F	120° F	130° F
EVAPORATOR	-10° F	45° F	20 °F	45° F
RETURN GAS	90° F	95° F	40° F	65° F
AMBIENT	90° F	95° F	95° F	95° F
LIQUID TEMP	90° F	115° F	120° F	130° F

Above ratings for all models except NT6217Z2

Suitable Applications: Cold Rooms, Dispensers, Horizontal Freezers, Icemakers, Merchandisers, Minibar, Wine Cellars, Reach-Ins

Dimensions (inches)
A:8.1" B:6.37" C:9.68" D:6.5" E:4"

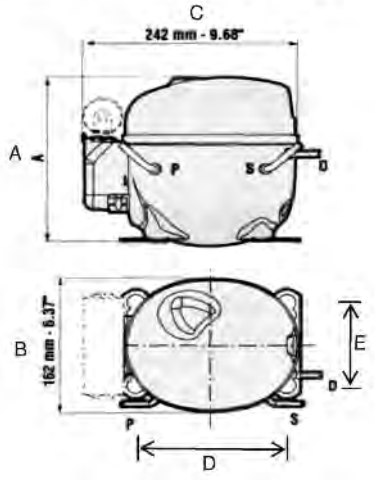

88-1884

Dimensions (inches)
A:8.15" B:6.37" C:9.68" D:6.5" E:4"

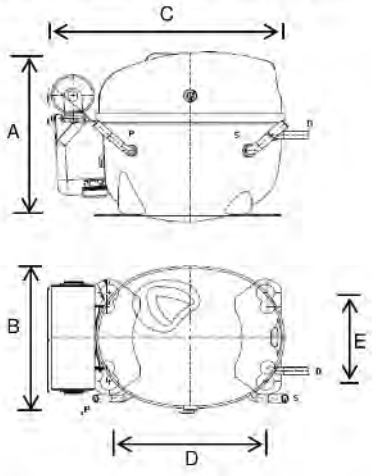

88-1885

Dimensions (inches)
A:8.1" B:7.3" C:10.7" D:8" E:4.8"

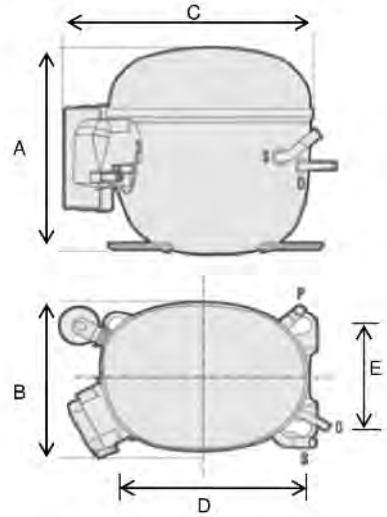

88-1886 , 88-1887

Dimensions (inches)
A:8.7" B:7.3" C:10.7" D:8" E:4.8"

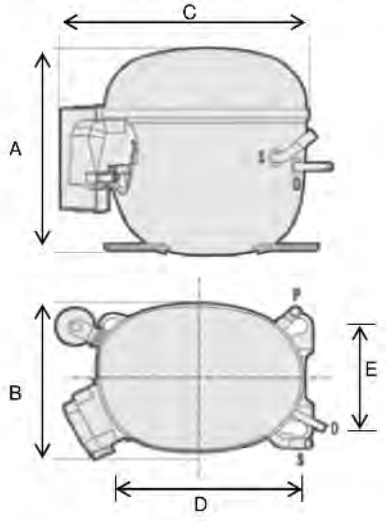

88-1888 , 88-1889

HERMETIC COMPRESSORS (CONT.)

Embraco Hermetic Compressors (Cont.)

embraco

Refrigerant	HP Rating	Volt/Hz/Ph	Application	Starting Torque	Low Temp Capacity (BTU/HR) at -10°F	Med Temp Capacity (BTU/HR) at 20°F	High Temp Capacity (BTU/HR) at 45°F	Suction Tube Dia.	Discharge Tube Dia.	Weight (Lbs)	Height	Tecumseh	Copeland®	Embraco Model Number (New/Old)	AP Order Number
R-404a	1/3+	115/60/1	LBP	High	1458	N/A	N/A	0.316	0.254	22.93	7.4"	AEA2411ZXA	AFE11C4E	NEK2125GK1	**88-1890**
R-404a	1/2	115/60/1	LBP	High	1948	N/A	N/A	0.316	0.254	24.25	7.9"	N/A	AFE134C4E	NEK2134GK1 (New) NE2134GK (Old)	**88-1891**
R-404a	1/2+	115/60/1	LBP	High	2493	N/A	N/A	0.316	0.254	25.57	8.1"	N/A	AFE17C4E	NEK2150GK1	**88-1892**
R-404a	1/2+	208/230/60/1	LBP at 208V	High	2493	N/A	N/A	0.316	0.254	25.57	8.1"	N/A	N/A	NEK2150GK2	**88-1893**
R-404a	3/4	115/60/1	LBP	High	2628	N/A	N/A	0.378	0.253	37.48	8.7"	N/A	RFT22C1E	NT2168GKV1 (New) T2155GK (Old)	**88-1894**
R-404a	3/4	208/230/60/1	LBP at 208V	High	2628	N/A	N/A	0.378	0.254	36.82	8.7"	N/A	N/A	NT2168GKV2	**88-1895**
R-404a	1	115/60/1	LBP	High	3822	N/A	N/A	0.378	0.253	38.58	8.7"	AJA2425ZXA	N/A	NT2180GKV1 (New) T2178GK (Old) NT2180GK (Old) NT2180GKV (Old) T2180GK (Old)	**88-1896**
R-404a	1	208/230/60/1	LBP at 208V	High	3822	N/A	N/A	0.378	0.253	38.36	9.2"	N/A	N/A	NT2180GKV2	**88-1897**
R-404a	1/3+	115/60/1	M/HBP	High	N/A	2629	4255	0.316	0.254	22.93	7.4"	AEA9422ZXA	ASE20C4E	NEK6181GK1	**88-1898**
R-404a	1/3+	208/230/60/1	M/HBP at 208V	High	N/A	2629	4255	0.319	0.254	22.93	7.4"	N/A	N/A	NEK6181GK2	**88-1899**

Dimensions (inches)
A:7.4" B:6.37" C:9.68" D:6.5" E:4"

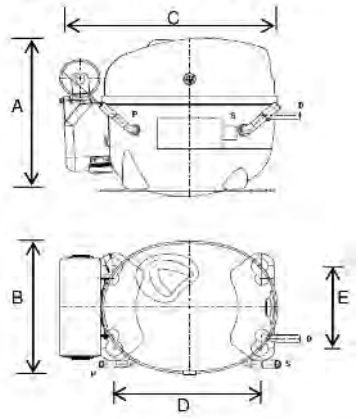

88-1890, 88-1898, 88-1899

Dimensions (inches)
A:7.9" B:6.37" C:9.68" D:6.5" E:4"

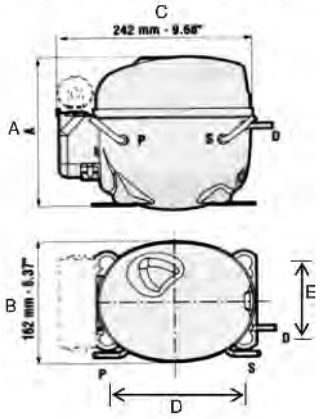

88-1891

Dimensions (inches)
A:8.1" B:6.37" C:9.68" D:6.5" E:4"

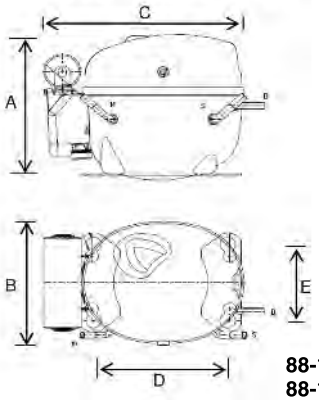

88-1892, 88-1893

Dimensions (Inches)
A:8.7" B:7" C:10" D:8" E:4.8"

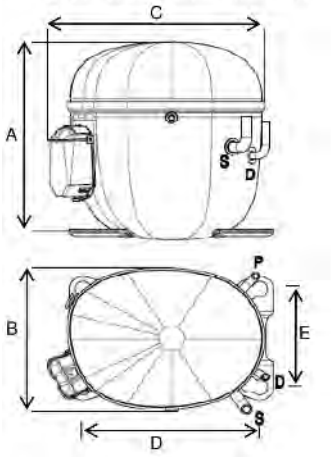

88-1894

Dimensions (inches)
A:8.7" B:7.3" C:10.7" D:8" E:4.8"

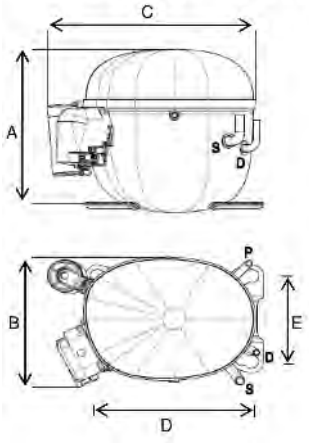

88-1895, 88-1896

Dimensions (inches)
A:9.2" B:7.3" C:10.7" D:8" E:4.8"

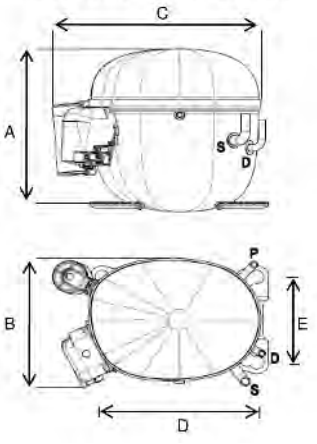

88-1897

HERMETIC COMPRESSORS (CONT.)

Embraco Hermetic Compressors (Cont.)

embraco

Refrigerant	HP Rating	Volt/Hz/Ph	Application	Starting Torque	Low Temp Capacity (BTU/HR) at -10°F	Med Temp Capacity (BTU/HR) at 20°F	High Temp Capacity (BTU/HR) at 45°F	Suction Tube Dia.	Discharge Tube Dia.	Weight (Lbs)	Height	Tecumseh	Copeland®	Embraco Model Number (New/Old)	AP Order Number
R-404a	½	115/60/1	M/HBP	High	N/A	3216	5355	0.316	0.254	24.25	7.9"	N/A	ASE26C4E	NEK6210GK1 (New) NE6210GK (Old)	**88-1900**
R-404a	½	208/230/60/1	M/HBP at 208V	High	N/A	3216	5355	0.316	0.254	25.35	8.15"	N/A	N/A	NEK6210GK2	**88-1901**
R-404a	¾	115/60/1	MBP	High	N/A	4993	8464	0.378	0.253	37.48	8.7"	N/A	RST45C1E	NT6220GKV1 (New) NT6220NT (Old)	**88-1902**
R-404a	¾	208/230/60/1	MBP at 208V	High	N/A	4993	8464	0.378	0.253	37.26	8.7"	N/A	N/A	NT6220GKV2	**88-1903**
R-404a	1	115/60/1	M/HBP	High	N/A	7341	12326	0.378	0.253	37.26	9.2"	N/A	RST61C1E	NT6224GKV1 (New) T6222GK (Old) NJ9226GK (Old)	**88-1904**
R-404a	1	208/230/60/1	M/HBP at 208V	High	N/A	7341	12326	0.378	0.253	37.15	9.2"	N/A	N/A	NT6224GKV2	**88-1905**

COMMON SPECS:

- **Compressor Cooling:** Fan cooled by forced draft over shell with 6 watt minimum fan
- **Speed:** 3500 RPM

	LBP Rating ASHRAE	HBP Rating ASHRAE	LBP Rating/ARI NT6217Z2	HBP Rating/ARI NT6217Z2
CONDENSING	130° F	130° F	120° F	130° F
EVAPORATOR	-10° F	45° F	20 °F	45° F
RETURN GAS	90° F	95° F	40° F	65° F
AMBIENT	90° F	95° F	95° F	95° F
LIQUID TEMP	90° F	115° F	120° F	130° F

Above ratings for all models except NT6217Z2

Suitable Applications: Cold Rooms, Dispensers, Horizontal Freezers, Icemakers, Merchandisers, Minibar, Wine Cellars, Reach-Ins

Dimensions (inches)
A:7.9" B:6.37" C:9.68" D:6.5" E:4"

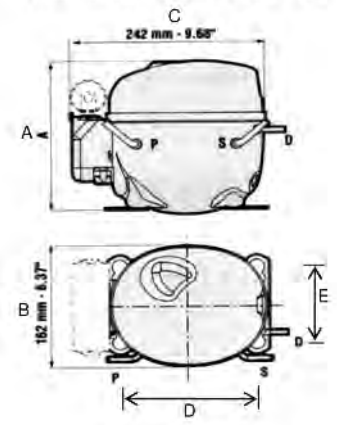

88-1900

Dimensions (inches)
A:8.15" B:6.37" C:9.68" D:6.5" E:4"

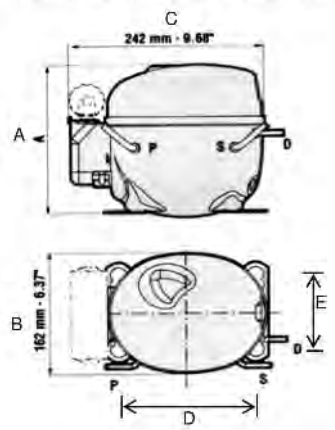

88-1901

Dimensions (inches)
A:8.7" B:7" C:10" D:8" E:4.8"

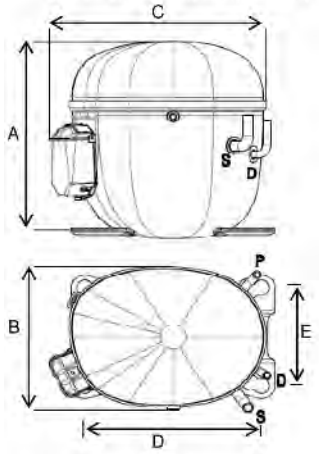

88-1902

Dimensions (inches)
A:8.7" B:7.3" C:10.7" D:8" E:4.8"

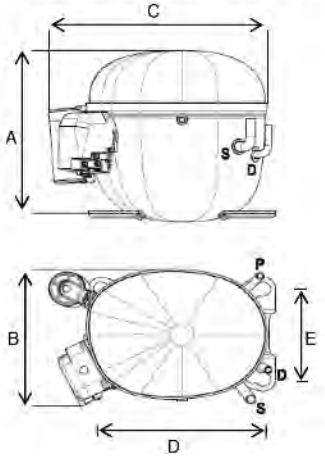

88-1903

Dimensions (inches)
A:9.2" B:7" C:10" D:8" E:4.8"

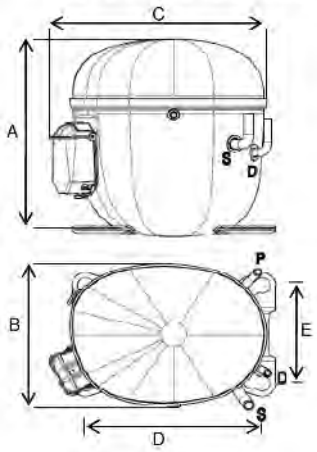

88-1904

Dimensions (inches)
A:9.2" B:7.3" C:10.7" D:8" E:4.8"

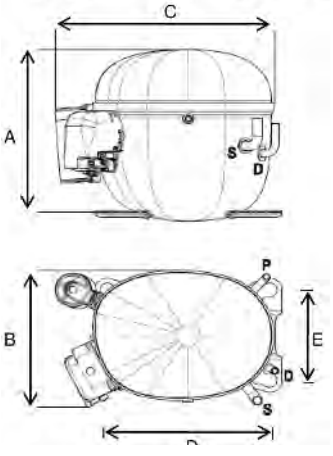

88-1905

HERMETIC COMPRESSORS (CONT.)

Embraco — Additional Model Cross-Reference*

Refrigerant	HP Rating	Application	Embraco Model Number	Old Embraco Model Number	Tecumseh	Copeland®	AP Order Number
R-134a	1/10	L/M/HBP	EMIS30HHR1	EM30HHR EMU30HSC EMI30HHR	N/A	N/A	**88-1906**
R-134A	1/8	L/M/HBP	EM45HHR1	EM45HNR EMI45HER EMI40HNR	N/A	N/A	**88-1907**
R-134A	1/4	LBP	NE2121Z1	N/A	N/A	AFE07C3E	**88-1908**
R-134A	1/3	LBP	NE2130Z1	N/A	AEA2413YXA	AFE10C3E	**88-1909**
R-134A	1/2	LBP	NE2134Z1	N/A	AEA2413YXA	AFE12C3E	**88-1910**
R-134A	1/2	LBP	NEK2140Z1	N/A	N/A	AFE12C4E	**88-1911**
R-134A	1/6	M/HBP	NEK6132Z1	NB5132Z NB6132Z	N/A	ARE13C4E	**88-1912**
R-134A	1/6	HBP	NEK6144Z1	NB5144Z NB6144Z	N/A	ARE17C4E	**88-1913**
R-134A	1/4	HBP	NEK6160Z1	NE5160Z NE6160Z	N/A	ARE29C4E	**88-1914**
R-134A	1/4	HBP	NEK6170Z1	NE6170Z NE5170Z	AEA3430YXA	ARE29C4E	**88-1915**
R-134A	1/2	HBP	NEK6212Z1	NE6210Z	AEA4440YXA	ARE46C4E	**88-1916**
R-134A	1	HBP	NT6220Z1	N/A	AKA4476YXA	N/A	**88-1917**
R-134A	1	HBP	NJ6220Z1	J6220Z	AKA4476YXA	AR84C2E	**88-1918**
R-404A	1/3	LBP	NEK2121GK1	NE2125GK	AEA2380ZXA	AFE08C4E	**88-1919**
R-404A	1 1/4	LBP	NJ2192GK1	N/A	N/A	AFJ31C2E	**88-1920**
R-404A	1 1/2	LBP	NT2212GKV1	NJ221GK	N/A	RFT42C1E	**88-1921**
R-404A	1/2+	MBP	NEK6213GK1	NE9213GK	N/A	N/A	**88-1922**
R-404A	1	MBP	NT6222GKV1	T6220GK NT6222GK	N/A	RST55C1E	**88-1923**
R-404A	1+	MBP	NT6226GKV1	NT6226GK	N/A	N/A	**88-1924**

*All 115V, 60Hz, 1PH

Produrance Condensing Units

- Full condensing units near compressor pricing.
- Faster installation.

Hermetic Fractional HP Condensing Units M/HBP

Refrigerant	Voltage/Phase/ Frequency	HP Rating	HS/LS	Displacement CC	Base Plate	Height	Rated Load Amps RLA	AllPoints Order Number
R-134a	115/1/60	1/4	HS	7.57	17" x 13"	9.25"	5.3	**88-2007**
R-134a	115/1/60	1/3	HS	12.1	17" x 13"	9.25"	5.3	**88-2008**

HERMETIC FRACTIONAL COMPRESSORS

Danfoss Hermetic Fractional HP Compressors – 115 Volt

Refrigerant	HP Rating	HS/LS	Tecumsa	Copeland®	Danfoss Model	LBP Evaporator Temp (°F)			MBP Evaporator Temp (°F)			HBP Evaporator Temp (°F)			Weight (lbs)[1]	Code No.	AP Order Number
						-30	-13	0	0	+20	+40	+25	+45	+50			
R-134a	1/3	LS			TL2.5F		215	337	255	466					14.7	195B0299	**88-1490**
R-134a	1/4	HS	AZA0370YXA AEA3414YXA		TL4G		320	516	393	732	1225	840	1375	1530	16.7	195B0003	**88-1491**
R-134a	1/3	HS	AEA1360YXA AEA3425YXA		NF5.5FX	374	701	1035	845	1442	2293	1633	2562		22	195B0259	**88-1492**
R-134a	1/3	HS	AEA4430YXA AEA3430YXA	NEK6160Z	NF7FX	465	830	1206	1022	1708	2700	1925	3006		22	195B0467	**88-1493**
R-134a	1/3	HS	AEA4440YXA AEA3440YXA	NEK6187Z FF10HBK FF8.5HBKW	NF11FX	553	1046	1568	1333	2279	3638	2575	4056		22	195B0388	**88-1494**
R-134a	2/5	HS	AEA4448YXA AEA2410YXA		SC12GX	499	1126	1769	1344	2536	4242	2908	4765	5333	27.7	195B0042	**88-1097**
R-134a	2/5	HS			SC15G		1266	2059	1556	3040	4969	3473	5544	6162	27.7	195B0099	**88-1495**
R-134a	1/2+	HS	AKA4460YXA AEA2413YXA	T6215Z FF112HBK	SC18G		1582	2462	1882	3479	5586	3950	6217	6896	30.2	195B0276	**88-1496**
R-134a	1/4	HS			NF7.3FX2										10.62	195B0586	**88-1497**
R-404a	1/2	HS			SC10CL	482	1257	2034	1734	3096	4989				27.7	195B0147	**88-1498**
R-404a	1/3	HS			TF4CLX	421	714	1008	791	1285	1953				17.9	195B0666	**88-1499**
R-404a	1/4	HS	AEA23280ZXA		TFS4.5CLX	569	933	1297							17.9	195B0667	**88-2000**
R-404a	1/4	HS	AEA9415ZXA AEA9422ZXA		NF5.5CLX	789	1276	1759	1384	2209	3334				22.2	195B0348	**88-1099**
R-404a	1/3	HS	AEA2411ZXA AKA9427ZXA		882001	960	1587	2209	1727	2789	4237				22.2	195B0304	**88-2001**
R-404a	3/5	HS	AKA9438ZXA		SC12MLX				2640	4391	6865				30.2	195B0510	**88-2002**
R-404a	3/5	HS	AJA2419ZXA	NEK2125GK NEK2134GK	SC12CLX.2	1419	2496	3525							27.7	195B0491	**88-2003**
R-404a	3/4	HS	AJA2425ZXA	NEK2150GK NT2168GKV	SC15CLX.2	1834	3118	4391							30.9	195B0237	**88-2004**
R-404a	3/4	HS	AKA9455ZXA	NT6217GK	SC18MLX			5025	3894	6296	9691				30.9	195B0306	**88-2005**
R-404a	3/4	HS		NT6220GKV	SC18CLX.2	2198	3611	4873	3942	5929					30.9	195B0464	**88-2006**

[1]Weight without electrical and non-electrical equipment
- Capacity at ASHRAE conditions mentioned below. For other conditions and/or speeds, check Coolselector or contact Danfoss
- Code No. shipped with compressor and required electrical and non-electrical accessories
- Test conditions: ASHRAE (LBP), ASHRAE (MBP), ASHRAE (HBP)
- Condensing temperature: 110°F, 130°F, 130°F
- Ambient and suction gas temperature: 90°F, 95°F, 95°F
- Liquid temperature: 90°F, 115°F, 115°F
- Speed: 3500, 3500

88-1097

Compressor Abbreviation Key

LBP = Low Back Pressure	PSIG = Pounds Per Square Inch Gauge
MBP = Medium Back Pressure	HS = High Start Torque
HBP = High Back Pressure	

We have a full line of Danfoss compressors and condensing units, including Maneurop Reciprocating and Performer Scroll compressors

CONDENSING UNITS

Optyma Condensing Units – 115 Volt

Description	Type	HP	Code Number	Tecumseh	Copeland®	Order Number
R404A Frac HP C/U	UCHC-0025-RWB000B	1/4	114N2318	AE9422	M4FH0022	**88-1057**
R404A Frac HP C/U	UCHC-0033-RWB000B	1/3	114N2321	AKA9429	M4FHA036	**88-1058**
R404A Frac HP C/U	UCHC-0050-UWC000B	1/2	114N2322	AKA9440	M4FH0050	**88-1059**
R404A Frac HP C/U	HCHC-0075-UWC000B	3/4	114N2330	AKA9460	FJAFA075	**88-1060**
R134A Frac HP C/U	UCGC-0025-RWB000B	1/4	114N2019	AEA4430	M2FH0026	**88-1061**
R134A Frac HP C/U	UCGC-0033-UWC000B	1/3	114N2021	AEA4448	M2FHA033	**88-1062**
R134A Frac HP C/U	UCGC-0050-UWC000B	1/2	114N2023	AKA7437	M2FH0049	**88-1063**
R134A Frac HP C/U	HCGC-0075-UWC000B	3/4	114N2027	AJA7465	FJAMA075	**88-1064**
R22 Frac HP C/U	HCMC-0025-RWB000B	1/4	114N2341	AEA9423	MCFH0027	**88-1065**
R22 Frac HP C/U	HCMC-0033-UWC000B	1/3	114N2343	AKA9433	MCDH0036	**88-1066**
R22 Frac HP C/U	HCMC-0050-RWB000B	1/2	114N2345	AKA9446	MCFH0056	**88-1067**
R22 Frac HP C/U	HCMC-0075-UWC000B	3/4	114N2353	AKA9461	F3AHA078	**88-1068**
R409A/R12 Frac HP C/U	HCBC-0050-RWB000B	1/2	114N2039	AKA9440	M4FH0050	**88-1071**
R409A/R12 Frac HP C/U	HCBC-0075-UWC000B	3/4	114N2043	AKA9460	FJAFA076	**88-1072**

88-1063

All Condensing Units include Easy Access Service Valves

We have a full line of Danfoss compressors and condensing units, including Maneurop Reciprocating and Performer Scroll compressors

Condensing Unit Nomenclature

1. **Application**
2. **Design**
3. **Refrigerant**
4. **Condenser size**
5. **hp rating**
6. **Certification**
7. **Version**
8. **Electrical code**

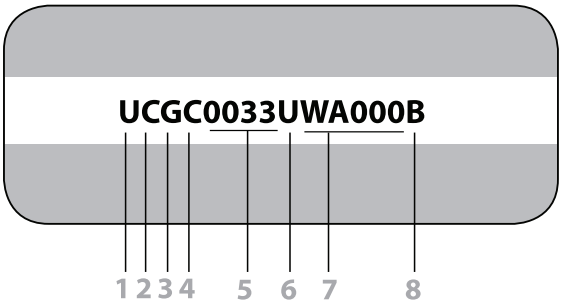

Low	**L**
Medium/High	**H**
Universal Low/Med/High	**U**

1

C: Air cooled condenser, single fan, hermetic compressor
G: Air cooled condenser, dual fan, hermetic compressor

2

R12 replacement	**B**
R134a	**G**
R404A/R507	**H**
R22	**M**
R404A/R134a/R507/R407C	**Z**

3

Condenser size - sized to110°F ambient **4**

hp rating in hundreths of hp - i.e. 0033 = 1/3 hp
1000 = 10 hp **5**

R: UL Recognized
U: UL Listed

6

W	=	Wholesale model
A	=	Power cord
B	=	Power cord, receiver
C	=	BX, receiver
D	=	BX, receiver, low pressure control
E	=	BX, receiver, dual pressure control, fan cycling control, larger then 3 hp dual fan units use KPU fan cycling control
F	=	WE + filter drier, sight glass, solenoid valve with coil
Fan Motor Version		
000	=	Standard unit
300	=	Complies with California standards

7

B: Compressor & fan(s) 115V, 1 ph, 60 Hz
N: Compressor & fan(s) 230V, 1 ph, 60 Hz
Q: Compressor 208-230V, 3 ph, 60 Hz; Fan(s) 230V, 1 ph, 60 Hz
R: Compressor 460V, 3 ph, 60 Hz; Fan(s) 460V, 1 ph, 60 Hz

8

Rating Conditions (ARI)		
Application	**LBP**	**MBP/HBP**
Ambient Temp	90°F	90°F
Return Gas	40°F	65°F
SubCooling	5°F	5°F

MOTOR CONTROLS

Lock-Out Relay (ICM220)

FEATURES/BENEFITS

Lockout protection relay to help eliminate nuisance lockouts typical of Series 84 and 93 impedance relays.

SPECIFICATIONS:
- Voltage: 18 to 30 VAC
- Frequency: 50 to 60 Hz
- Relay: 1 form C
- Relay Contacts: 2 amps maximum @ 30 VAC resistive
- Power Consumption: 2 watts maximum during lockout

WEIGHT/DIMENSIONS:
- Weight: 0.1
- Height: 1.15"
- Width: 2"
- Length: 2"

Order Number
44-1890

Three-Phase Line Voltage Monitor (ICM402)

FEATURES/BENEFITS

Three-phase line voltage monitor offering protection against phase loss/reversal and unbalance; 50/60 Hz, 190-600 VAC (115 or 208/240 control VAC)

SPECIFICATIONS :
- Voltage: 190-600 VAC
- Frequency: 50/60 Hz
- Control: 115 or 208/240 VAC
- Output:
  - Relay, SPDT
  - N.O. 30 amps

WEIGHT/DIMENSIONS :
- Weight: 0.45
- Height: 1.25"
- Width: 3"
- Length: 3.25"

Order Number
44-1892

Three-Phase Line Voltage Monitor (ICM401)

FEATURES/BENEFITS

Three-phase line voltage monitor offering protection against phase loss/reversal and unbalance; 50/60 Hz, 190-600 VAC (18-30 control VAC)

SPECIFICATIONS :
- Voltage: 190-600 VAC
- Frequency: 50/60 Hz
- Control: 18-30 VAC
- Output:
  - Relay, SPDT
  - N.O.: 10 amps

WEIGHT/DIMENSIONS :
- Weight: 0.2
- Height: 1.25"
- Width: 3"
- Length: 3.2"

Order Number
44-1891

Single-Phase Line Voltage Monitor (ICM491)

FEATURES/BENEFITS

Single-phase line voltage monitor with ASC protection; protects against hi/lo voltage and rapid system recycling; 95-270 VAC.

SPECIFICATIONS :
- Voltage: 95-270 VAC
- Output:
  - Relay, SPDT
  - N.C./N.O.: 5 amps
- Time Delay Range: Adjustable 6-600 seconds

WEIGHT/DIMENSIONS :
- Weight: 0.35
- Height: 1.25"
- Width: 3"
- Length: 3.25"

Order Number
44-1893

Universal Motor Starting Relay (UMSR-50)

FEATURES/BENEFITS

Dealer Design Award Winner. Replacement for all standard potential relays – 50A.

SPECIFICATIONS :
- Input:
  - Voltage Rating: 110-270 VAC, Single Phase
  - Maximum Voltage Contact Rating: 502 VAC (absolute)
- Motor Power Rating: Up to 10 HP
- Operating Position: Non-positional
- Safety Time Out: Approximately 1-second per 100 microfareds
- Consumption: 5VA max.
- Insulation: Class B (130°C); Conforms to IEC 1000-Standards (6kV impulse/6kV contact)
- Life Expectancy (minimum operations):
  - Mechanical:
    - 1 x 10(6)
  - Electrical:
    - 1 x 10(6) at 16A 400 VAC
    - 5 x 10(5) at 35A 400 VAC (break only)
    - 5 x 10(5) at 50A 400 VAC (break only)
- Contact Rating: 50A (break only), 400 VAC cos Ø = 0.7 to 0.8

Order Number
44-1894

WEIGHT/DIMENSIONS :
- Weight: 0.2
- Height: 1.625"
- Width: 2"
- Length: 2"

THERMOSTATIC EXPANSION VALVES

MAXIMIZER & MINIMIZER KITS

Maximizer Kit Contains:

Product	Danfoss Code #	Order Number
TX2	068Z3206	**88-1077**
TEX2	068Z3209	**88-1078**
TN2	068Z3346	**88-1073**
TEN2	068Z3348	**88-1074**
TS2	068Z3400	**88-1075**
TES2	068Z3403	**88-1076**
T/E ORIFICE NO. 0X	068-2002	**88-1079**
T/E ORIFICE NO. 00	068-2003	**88-1080**
T/E ORIFICE NO. 01	068-2010	**88-1085**
T/E ORIFICE NO. 02	068-2015	—
T/E ORIFICE NO. 03	068-2006	**88-1083**
T/E ORIFICE NO. 04	068-2007	**88-1084**
T/E ORIFICE NO. 05	068-2008	—
T/E ORIFICE NO. 06	068-2009	**88-1086**
TU METAL GASKET	068U0015	—
ALLEN WRENCH	WRENCH	—
TUA R22	068U2235	**88-1126**
TUAE R22	068U2237	**88-1127**
TUA R134A	068U2205	**88-1124**
TUAE R134A	068U2207	**88-1125**
TUA R404A/507	068U2285	**88-1128**
TUAE R404A/507	068U2287	**88-1129**
TU ORIFICE NO. 0	068U1030	**88-1114**
TU ORIFICE NO. 1	068U1031	**88-1115**
TU ORIFICE NO. 2	068U1032	**88-1116**
TU ORIFICE NO. 3	068U1033	**88-1117**
TU ORIFICE NO. 4	068U1034	**88-1118**
TU ORIFICE NO. 5	068U1035	**88-1119**
TU ORIFICE NO. 6	068U1036	**88-1120**
TU ORIFICE NO. 7	068U1037	**88-1121**
TU ORIFICE NO. 8	068U1038	**88-1122**
TU ORIFICE NO. 9	068U1039	**88-1123**

Maximizer Kit
Every TXV you need – both Flare (SAE) & Sweat (ODF) in One Convenient Kit

- Easy 2-piece assembly – select a valve – select an orifice cartridge
- Sweat valves have Danfoss "no-wrap" technology, no wet wrap required
- 12 valves and 20 orifices = over 100 capacity combinations from 1/10 to 4½ tons
- The right valve is always in your service truck
- Durable fitted case easy to re-stock

Order Number
88-1100

Over 100 Capacity Combinations!

Minimizer Kits
Contains either all sweat connection TXV's, or all flare connection TXV's

- Each kit contains a total of 6 valves:
  (2) R134A valves
  (2) R22 valves
  (2) R404A/R507 valves with all available capacity cartridges
- One of each is an internal equalized valve and one of each is an external equalized valve

Order Number
88-1101

Sweat (ODF)

Order Number
88-1131

Flare (SAE)

THERMOSTATIC EXPANSION VALVES (CONT.)

TXV Type T2 – TE2

Expansion Valves Type T2	Connector Size	Code Number	Order Number
TN2 R134A TXV	3/8" x 1/2" SAE	068Z3346	**88-1073**
TEN2 R134A TXV	3/8" x 1/2" SAE	068Z3348	**88-1074**
TX2 R22	3/8" x 1/2" SAE	068Z3206	**88-1077**
TEX2 R22	3/8" x 1/2" SAE	068Z3209	**88-1078**
TS2 R404A/R507	3/8" x 1/2" SAE	068Z3400	**88-1075**
TES2 R404A/R507	3/8" x 1/2" SAE	068Z3403	**88-1076**

88-1073 thru 88-1078

T2 Orifice Assemblies for TXV Type

Type T2 Orifice Assembly	Nom. Tons R22	Nom. Tons R134A	Nom. Tons R404A/R507	Code Number	Order Number
Orifice OX	1/6	1/8	1/8	068-2002	**88-1079**
Orifice #0	1/3	1/4	1/5	068-2003	**88-1080**
Orifice #1	3/4	1/2	1/2	068-2010	**88-1085**
Orifice #6	1	3/4	1/2	068-2009	**88-1086**
Orifice #3	1 1/2	1 1/4	1	068-2006	**88-1081**
Orifice #2	2 1/4	1 3/4	1 3/4	068-2015	**88-1082**
Orifice #5	3	2 1/2	2	068-2008	**88-1083**
Orifice #4	4 1/2	3	2 1/2	068-2007	**88-1084**

88-1079 thru 88-1086

Stainless Steel Expansion Valves

Expansion Valves Type	Size	Fitting	Equalized	Code Number	Order Number
TUA TXV R134A	3/8" x 1/2"	ODF	Internal	068U2205	**88-1124**
TUAE TXV R134A	3/8" x 1/2"	ODF	External	068U2207	**88-1125**
TUA TXV R22	3/8" x 1/2"	ODF	Internal	068U2235	**88-1126**
TUAE TXV R22	3/8" x 1/2"	ODF	External	068U2237	**88-1127**
TUA TXV R404A/R507	3/8" x 1/2"	ODF	Internal	068U2285	**88-1128**
TUAE TXV R404A/R507	3/8" x 1/2"	ODF	External	068U2287	**88-1129**
TUA R404A TXV	1/4" x 1/2"	ODF	Internal	068U2284	**88-1130**

88-1124 thru 88-1130

Orifice for Stainless Steel Expansion Valves

Orifice Assembly	Code Number	Order Number
TXV Orifice #0	068U1030	**88-1114**
TXV Orifice #1	068U1031	**88-1115**
TXV Orifice #2	068U1032	**88-1116**
TXV Orifice #3	068U1033	**88-1117**
TXV Orifice #4	068U1034	**88-1118**

88-1114 thru 88-1123

Orifice Assembly	Code Number	Order Number
TXV Orifice #5	068U1035	**88-1119**
TXV Orifice #6	068U1036	**88-1120**
TXV Orifice #7	068U1037	**88-1121**
TXV Orifice #8	068U1038	**88-1122**
TXV Orifice #9	068U1039	**88-1123**

Bullet® Restricto Cap Tubing

FEATURES

- Fits any domestic and commercial refrigeration or room air conditioner from 1/8 HP to 5 HP
- Precision bore, plus or minus .001
- The soft copper capillary tubing is precision plug drawn with the internal diameter held to a tolerance of +/- .001
- It has been thoroughly dehydrated, sealed and individually packaged

Size	Length	Order Number
.081 OD x .031 ID	10 Ft. Coil	**28-1726**
.093 OD x .040 ID	12 Ft. Coil	**28-1727**
.093 OD x .052 ID	12 Ft. Coil	**28-1728**
.125 OD x .064 ID	12 Ft. Coil	**28-1729**
.071 OD x .028 ID	10 Ft. Coil	**28-1730**

Capillary Cutter

FEATURES

- Cleanly cut capillary tubing without flattening or constricting tubing
- Yellow Jacket number 60195

Order Number
72-1673

THERMOSTATIC EXPANSION VALVES (CONT.)

TGE Hermetic Thermostatic Expansion Valve

- TGE is an innovatively designed series of thermostatic expansion valves for all fluorinated refrigerants, including R410A
- TGE has copper connections upgraded to high-pressure applications for hermetically tight soldering
- R410A rated capacity from 4 to 50 TR (14 kW to 175 kW)
- Max. working pressure: 46 Bar

FEATURES/BENEFITS

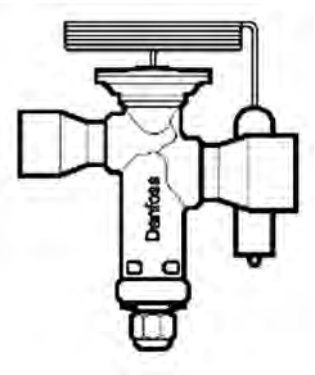

- Hermetic thermostatic expansion valve for R22, R134a, R404A, R507, R407C, R410A
- Head pressure independent
- Version with MOP (Max. Operating Pressure)
- Rated capacity from 14 kW to 175 kW (4 to 50 TR) for R410A
- Straightway flow
- Bi-flow balanced port design for TGE 20/TGE 40, TGE 10 is balanced port design in normal flow direction
- Low hysteresis/reduced friction
- Opening superheat (OSH) max. 4°K
- Max. working pressure 46 bar/667 psi
- Increased lifetime for heat pump application (also with R410A)
- New cylindrical bulb design made of stainless steel
- Easy adjustment of static superheat setting (0K/0°F - 8K/14.4°F)
- Stainless steel capillary tube for superior strength and ductility
- Laser welded stainless steel power element for unsurpassed joint strength and operational lifetime
- Solder copper or flare connection (flare, MIO, ORFS) available
- Max. operating temperature, valve body: 110°C/230°F
  Max. working pressure: 46 bar/667 psig
  Max. test pressure: 51 bar/740 psig
  TGE valves are designed for bi-flow operations

Model No.	Refrigerant	Sporlan No.	Emmerson No.	Nominal Capacity Tons	ODF Connection (in.)	Weight (LBS.)	Code No.	Order Number
TGEN 7	R-134A	SJE-5, SJE-6, EBSJE-5	HFES-6M	7	5/8 X 1 1/8	0.81	067N5158	**88-1471**
TGEN 8	R-134A	EBSJE-7	HFES-7.5M	8	5/8 X 7/8	1.27	067N5159	**88-1472**
TGEN 12	R-134A	EBSJE-12, OJE-12	HFSE-11M	12	7/8 X 1 1/8	1.27	067N5163	**88-1473**
TGEN 17	R-134A	OJE-16	HFES-14M, TRAE-13M, TRAE-14M	17	1 1/8 X 1 1/8	2.05	067N5254	**88-1474**
TGEN 20	R-134A			20	1 1/8 X 1 1/8	2.05	067N5255	**88-1475**
TGEN25	R-134A	OJE-16-23	TRAE-22M	25	1 1/8 X 1 3/8	2.05	067N5169	**88-1476**
TGES 4	R-404A	SSE-3	HFES-3.5S	4	1/2 X 7/8	0.81	067N6151	**88-1477**
TGES 5	R-404A	SSE-4	HFES-5S	5	1/2 X 7/8	0.81	067N6166	**88-1478**
TGES 5	R-404A	SSE-4	HFES-5S	5	5/8 X 7/8	0.81	067N6150	**88-1479**
TGES 7.5	R-404A	SSE-6, SSE-7, EBSSE-6	HFES-S	7.5	5/8 X 7/8	0.81	067N6154	**88-1480**
YGES 9	R-404A	EBSSE-7.5	TRAE-8S	9	5/8 X 7/8	1.27	067N6158	**88-1481**
TGES 11	R-404A	EBSSE-10, OSE-9	HFES-10S	11	5/8 X 7/8	1.27	067N6188	**88-1482**
TGES 11	R-404A	EBSSE-10, OSE-9	HFES-10S	11	5/8 X 1 1/8	1.27	067N6155	**88-1483**
TGES 11	R-404A	EBSSE-10, OSE-9	HFES-10S	11	7/8 X 1 1/8	1.27	067N6181	**88-1484**
TGES 13	R-404A	EBSSE-13, OSE-12	HFES-13S, TRAE-12S	13	7/8 X 1 1/8	1.27	067N6162	**88-1485**

THERMOSTATIC EXPANSION VALVES (CONT.)

HAE & HCAE Series Thermostatic Expansion Valves

- The H Series balanced port valve is designed specifically for air conditioning and heat pumps used in both air or water source systems.
- It offers features such as select indoor and/or outdoor thermostatic Rainbow Charges™, bleeds, and a variety of connection styles for the inlet, outlet and external equalizer. The HC Series adds a built-in five ton check valve for R-22, R-407C and R-410A heat pump applications with field adjustable superheat.

APPLICATIONS:

- Air conditioning systems
- Heat pump systems
- Bi-flow (package) systems

FEATURES/BENEFITS

- Stainless steel power element
- Bypass bleeds available
- Weight: 10.7 oz. (.30 kg)
- Field adjustable superheat
- Low pressure drop internal check valve



Parker Model Number	Parker Part No.	Emerson Model Cross	Nom. Tons	Inlet	Outlet	Equalizer	Refrigerant	Order Number
HCAE-3-VX100	040727-01	AACE3HAA	1½ to 3	⅜" ODF	½" ODF	¼" Fl. Nut	R-22, R-407C	**88-1370**
HCAE-5-VX100	040728-01	AAE5HAA	3½ to 5	⅜" ODF	⅝" ODF	¼" Fl. Nut	R-22, R-407C	**88-1371**
HCAE-3-ZX200	040771-01	CA36KZAA	1½ to 3	⅜" ODF	½" ODF	¼" Fl. Nut	R-410A	**88-1372**
HCAE-5-ZX200	040772-01	CA60KZAA	3½ to 5	⅜" ODF	⅝" ODF	¼" Fl. Nut	R-410A	**88-1373**

N & NE Series

This small flare brass valve series is ideally suited where space is at a premium. Its stainless steel power element and compact body has always made it the first choice for installation in commercial refrigeration systems. External equalized models are provided with 30" capillary and ¼" SAE flare nut, eliminating the need to run a separate equalizer line. Medium, low & MOP (X) charges available.

APPLICATIONS:

- Low profile coolers
- Beverage dispensers
- Beverage boxes
- Small chillers
- Ice machines
- Small freezers

FEATURES/BENEFITS

- Compact body
- Removable inlet screen
- Factory set superheat
- Accurate and stable control
- Right angle configuration
- 30" capillary tube
- Weight: 5.0 oz./.14 kg

Parker Model Number	Parker Part No.	Emerson Model Cross	Nom. Tons	Inlet	Outlet	Equalizer	Refrigerant	Order Number
N-½-JW	040293-01	—	¼ to ¾	¼" SAE	½" SAE	Internal	R-12, R-134A, R-401A, R-401B	**88-1375**
N-½-JW	040293-03	—	¼ to ¾	⅜" SAE	½" SAE	Internal	R-12, R-134A, R-401A, R-401B	**88-1423**
N-2-JW	040294-01	—	1 to 2	⅜" SAE	½" SAE	Internal	R-12, R-134A, R-401A, R-401B	**88-1376**

THERMOSTATIC EXPANSION VALVES (CONT.)

C Valve Body – SAE Flare Connection – Internally Equalized

Parker Model Number	Parker Part No.	Emerson Model Cross	Nom. Tons	Inlet	Outlet	Equalizer	Refrigerant	Temperature Range	Order Number
C-AA-VW	040289-01	HF ½ H C	¼ to ½	¼" SAE	½" SAE	—	R-22, R-407C	-40 to +60	**88-1425**
C-AA-VX35	040289-02	HFE ½ HW35	¼ to ½	⅜" SAE	½" SAE	—	R-22, R-407C	-40 to +60	**88-1426**
C-AA-VX100	040289-04	HFE ½ H C	¼ to ½	¼" SAE	½" SAE	—	R-22, R-407C	+10 to +60	**88-1427**
C-A-VW	040241-01	—	½ to 1½	⅜" SAE	½" SAE	—	R-22, R-407C	-40 to +60	**88-1428**
C-A-VX35	040241-02	—	½ to 1½	⅜" SAE	½" SAE	—	R-22, R-407C	-40 to +10	**88-1429**
C-A-VX100	040241-04	—	½ to 1½	⅜" SAE	½" SAE	—	R-22, R-407C	+10 to +60	**88-1430**

CE Valve Body – SAE Flare Connection – Externally Equalized

Parker Model Number	Parker Part No.	Emerson Model Cross	Nom. Tons	Inlet	Outlet	Equalizer	Refrigerant	Temperature Range	Order Number
CE-AA-VW	040290-01	HFE ½ HC	¼ to ½	¼" SAE	½" SAE	¼" SAE	R-22, R-407C	-40 to +60	**88-1431**
CE-AA-VX35	040290-02	HFE ½ HW35	¼ to ½	¼" SAE	½" SAE	¼" SAE	R-22, R-407C	-40 to +10	**88-1432**
CE-AA-VX100	040290-04	—	¼ to ½	¼" SAE	½" SAE	¼" SAE	R-22, R-407C	+10 to +60	**88-1433**
CE-A-VW	040275-01	—	½ to 1½	⅜" SAE	½" SAE	¼" SAE	R-22, R-407C	-10 to +60	**88-1434**
CE-A-VX35	040242-02	—	½ to 1½	⅜" SAE	½" SAE	¼" SAE	R-22, R-407C	-40 to +10	**88-1435**
CE-A-VX100	040242-04	HF 1 HC	½ to 1½	⅜" SAE	½" SAE	¼" SAE	R-22, R-407C	+10 to +60	**88-1436**
CE-B-VW	040380-01	—	1½ to 3	⅜" SAE	½" SAE	¼" SAE	R-22, R-407C	-40 to +60	**88-1437**
CE-B-VX35	040380-02	HFE 3 HW100	1½ to 3	⅜" SAE	½" SAE	¼" SAE	R-22, R-407C	-40 to +10	**88-1438**
CE-B-VX100	040380-04	—	1½ to 3	⅜" SAE	½" SAE	¼" SAE	R-22, R-407C	+10 to +60	**88-1439**
CE-C-VW	040223-06	HFE 5½ HC	3 to 5	⅜" SAE	½" SAE	¼" SAE	R-22, R-407C	-40 to +60	**88-1440**
CE-C-VX100	040223-04	—	3 to 5	⅜" SAE	½" SAE	¼" SAE	R-22, R-407C	+10 to +60	**88-1441**

SCE Valve Body – ODF Connection – Externally Equalized

Parker Model Number	Parker Part No.	Emerson Model Cross	Nom. Tons	Inlet	Outlet	Equalizer	Refrigerant	Temperature Range	Order Number
SCE-AA-JW	040413-05	HFESC ¼ MC	⅛ to ¼	⅜" ODF	½" ODF	¼" ODF	R-12, R-134A, R-401A/B	-40 to +60	**88-1442**
SCE-A-JW	040413-07	HFESC 1 MC	½ to 1	⅜" ODF	½" ODF	¼" ODF	R-12, R-134A, R-401A/B	-40 to +60	**88-1443**
SCE-AA-VW	040406-13	HFES ½ H C	¼ to ½	⅜" ODF	½" ODF	¼" ODF	R-22, R-407C	-40 to +60	**88-1444**
SCE-A-VW	040407-09	HFES 1½ H C	½ to 1½	⅜" ODF	½" ODF	¼" ODF	R-22, R-407C	-40 to +60	**88-1445**
SCE-B-VW	040408-13	HFES 3 HC	1½ to 3	⅜" ODF	½" ODF	¼" ODF	R-22, R-407C	-40 to +60	**88-1446**

C & CE Series

SCE Series



EC & ECE Series

THERMOSTATIC EXPANSION VALVES (CONT.)

EC Valve Body – ODF Connection – Internally Equalized

Parker Model Number	Parker Part No.	Emerson Model Cross	Nom. Tons	Inlet	Outlet	Equalizer	Refrigerant	Temperature Range	Order Number
EC-AA-SW	040315-01	HFS ¼ RC	⅛ to ¼	⅜" ODF	½" ODF	—	R-402A/B, R-404A, R-502, R-507	-40 to +60	**88-1447**
EC-AA-SX35	040315-02	—	⅛ to ¼	⅜" ODF	½" ODF	—	R-402A/B, R-404A, R-502, R-507	-40 to +10	**88-1448**
EC-AA-SZ	040361-03	—	⅛ to ¼	⅜" ODF	½" ODF	—	R-402A/B, R-404A, R-502, R-507	-40 to 0	**88-1449**
EC-A-SW	040317-01	HFS 1 SC	½ to 1	⅜" ODF	½" ODF	—	R-402A/B, R-404A, R-502, R-507	-40 to +60	**88-1450**
EC-A-SX35	040317-02	HFS 1 RW45	½ to 1	⅜" ODF	½" ODF	—	R-402A/B, R-404A, R-502, R-507	-40 to +10	**88-1451**
EC-A-SZ	040362-03	HFS 1 RW	½ to 1	⅜" ODF	½" ODF	—	R-402A/B, R-404A, R-502, R-507	-40 to 0	**88-1452**

ECE Valve Body – ODF Connection – Externally Equalized

Parker Model Number	Parker Part No.	Emerson Model Cross	Nom. Tons	Inlet	Outlet	Equalizer	Refrigerant	Temperature Range	Order Number
ECE-AA-SW	040316-01	HFES ¼ RC	⅛ to ¼	⅜" ODF	½" ODF	¼" ODF	R-402A/B,R-404A, R-502, R-507	-40 to +60	**88-1453**
ECE-AA-SX35	040316-02	HFES ¼ RW45	⅛ to ¼	⅜" ODF	½" ODF	¼" ODF	R-402A/B,R-404A, R-502, R-507	-40 to +10	**88-1454**
ECE-A-SW	040318-01	HFES 1 RC	½ to 1	⅜" ODF	½" ODF	¼" ODF	R-402A/B,R-404A, R-502, R-507	-40 to +60	**88-1455**
ECE-A-SZ	040362-07	HFES 1 RZ	½ to 1	⅜" ODF	½" ODF	¼" ODF	R-402A/B,R-404A, R-502, R-507	-40 to 0	**88-1456**
ECE-A-SX35	040318-02	HFES 1 RW45	½ to 1	⅜" ODF	½" ODF	¼" ODF	R-402A/B,R-404A, R-502, R-507	-40 to +10	**88-1457**
ECE-B-SW	040363-05	HFES 2 RC	1 to 2	⅜" ODF	½" ODF	¼" ODF	R-402A/B,R-404A, R-502, R-507	-40 to +60	**88-1458**
ECE-B-SW	040320-01	HFES 2 RC	1 to 2	½" ODF	⅝" ODF	¼" ODF	R-402A/B,R-404A, R-502, R-507	-40 to +60	**88-1459**
ECE-B-SX35	040320-02	HFES 2 RW45	1 to 2	½" ODF	⅝" ODF	¼" ODF	R-402A/B,R-404A, R-502, R-507	-40 to +10	**88-1460**
ECE-B-SZ	040363-07	HFES 2 RZ	1 to 2	½" ODF	⅝" ODF	¼" ODF	R-402A/B,R-404A, R-502, R-507	-40 to 0	**88-1461**
ECE-C-SW	040322-01	HFES 3½ RC	2 to 3½	½" ODF	⅞" ODF	¼" ODF	R-402A/B,R-404A, R-502, R-507	-40 to +60	**88-1462**
ECE-C-SZ	040364-07	HFES 3½ RW45	2 to 3½	½" ODF	⅞" ODF	¼" ODF	R-402A/B,R-404A, R-502, R-507	-40 to 0	**88-1463**
ECE-D-SW	040322-05	HFES 7 RC	3 to 6	⅝" ODF	⅞" ODF	¼" ODF	R-402A/B,R-404A, R-502, R-507	-40 to +60	**88-1464**
ECE-D-SZ	040322-07	—	3 to 6	⅝" ODF	⅞" ODF	¼" ODF	R-402A/B,R-404A, R-502, R-507	-40 to 0	**88-1465**
ECE-D-ZX200	168736P	CB 84K ZAA	5 to 8	⅝" ODF	⅞" ODF	¼" ODF	R-410A	+10 to +60	**88-1466**

THERMOSTATIC EXPANSION VALVES (CONT.)

Thermostatic Expansion Valve Kit for Heat Pumps and Air Conditioning

Parker

TXV Kit

Valves Included in 88-1374	Outlet Fitting Adapters in 88-1374	Order Number
R22	5/8" ODF x Aeroquip	**88-1374**
R410A	1/2" ODF x Aeroquip	
HCAE-3-VX 100 – 1½ to 3 Tons	5/8" ODF x Chatleff	
HCAE-5-VX 1 – 3 to 5 Tons	1/2" ODF x Chatleff	
HCAE-3-ZX200 – 1½ to 3 Tons	1/2" ODF x 3/8" Flare	
HCAE-5ZX200 – 3½ to 5 Tons		

EXACT FREIGHT COSTS UP-FRONT

NO MORE GUESSING.

AllPoints provides EXACT freight costs up-front allowing you to select the shipping option that best fits your needs and budget.

Call Today
800-332-2500

SOLENOID VALVES

Type EVR Solenoid Valve Less Coil

Solenoid Valve	Connector Size	Code No.	Order Number
EVR3 ¼" ODF Solenoid VLV	¼" ODF	032F7105	**88-1034**
EVR3 ¼" SAE Solenoid VLV	¼" SAE	032F1155	**88-1035**
EVR3 ⅜" ODF Solenoid VLV	⅜"ODF	032F1157	**88-1036**
EVR3 ⅜" SAE Solenoid VLV	⅜" SAE	032F8115	**88-1037**
EVR6 ½" ODF Solenoid VLV	½" ODF	032F1162	**88-1038**
EVR6 ½" SAE Solenoid VLV	½" SAE	032F8018	**88-1039**
EVR6 ⅜" ODF Solenoid VLV	⅜" ODF	032F7115	**88-1040**
EVR6 ⅜" ODF Solenoid w/Manual Stem	⅜" ODF	032F7116	**88-1041**
EVR10 ½" ODF Solenoid w/Manual Stem	½" ODF	032F1188	**88-1042**

88-1034 thru 88-1042

EVR Solenoid Valve Cross Reference

AllPoints No.	Danfoss No.	Sporlan No.	Alco No.	Parker No.
88-1034	032F7105	E3S120, A3S1	100RB 2S2	RB1E2
88-1035	032F1155		100RB 2F2	RB1F2
88-1036	032F1157	E3S130,A3S1	100RD 2S3	RB1E3
88-1037	032F8115		100RB 2F3	
88-1038	032F1162	E6S140, B6S1	200RB 4T4	RB3E4
88-1039	032F1159			
88-1040	032F7115	E6S130, B6S1	200RB 3T3	RB3E3
88-1041	032F7116	ME6S130, MB6S1	200RB 3T3-M	RB3ME3
88-1042	032F118	ME10S240	200RB 6T4-M	RB6ME4

Type GP Click-on Coil Assembly for EVR Solenoid Valves

Coil	Code Number	Order Number
Coil 24V/60HZ	018F7683	**88-1031**
Coil 110-120V/60HZ	018F7682	**88-1032**
Coil 208-240V/60HZ	018F7681	**88-1033**

88-1031 thru 88-1033

Have a Question?

1-800-332-2500

(USA & Canada)

SOLENOID VALVES (CONT.)

R Series Normally Closed Refrigeration Solenoid Valves

Parker Model Number	Emerson Model Cross	Connections	Port Size	Coil Type	Rated Capacity					Order Number
					R410-a (liquid)	R-22 (liquid)	R-134a (liquid)	R-404/507 (liquid)	CV	
R10 E32	100RB 2S2	1/4" ODF	3/32"	RK1 Series	1.4	1.18	0.91	0.79	0.21	**88-1402**
R10 E33	100RB 2S3	3/8" ODF	3/32"		1.4	1.18	0.91	0.79	0.21	**88-1403**
R20 E83	200RB 3T3	3/8" ODF	1/4"		6.61	5.53	4.29	3.73	1.09	**88-1404**
R20 E84	200RB 3T4	1/2" ODF	1/4"		6.61	5.53	4.29	3.73	1.09	**88-1405**
R30 E124	200RB 5S4	1/2" ODF	3/8"		12.9	10.8	8.38	7.27	1.86	**88-1406**
R30 E125	200RB 5S5	5/8" ODF	3/8"		12.9	10.8	8.38	7.27	1.86	**88-1407**
R30 E155	200RB 7S5	5/8" ODF	15/32"		19.3	16.2	12.5	10.9	2.86	**88-1408**

R Series Normally Closed Refrigeration Solenoid Valves with Manual Operator

Parker Model Number	Emerson Model Cross	Connections	Port Size	Coil Type	Rated Capacity					Order Number
					R410-a (liquid)	R-22 (liquid)	R-134a (liquid)	R-404/507 (liquid)	CV	
R10 E32M	100RB 2S2M	1/4" ODF	3/32"	RK1 Series	1.4	1.18	.91	.79	0.21	**88-1413**
R20 E43M	200RD 2T 3M R410a	3/8" ODF	1/8"		2.49	2.09	1.62	1.41	0.40	**88-1414**
R20 E84M	200RB 3T4M	1/2" ODF	1/4"		6.61	5.53	4.29	3.73	1.09	**88-1415**
R30 E125M	200RB 5S5M	5/8" ODF	3/8"		12.9	10.8	8.38	7.27	1.86	**88-1416**
R42E195M	200RB 9T (5 or 7) M	5/8" ODF	19/32"		29.7	24.2	18.4	16	—	**88-1417**
R42E197M	200RB 9T (5 or 7) M	7/8" ODF	19/32"	PKC-2 Series	29.7	24.2	18.4	16	—	**88-1418**
R42E199M	200RB 9T9M	1 1/8" ODF	19/32"		29.7	24.2	18.4	16	—	**88-1424**
R46E259M	200RB 12T9M	1 1/8" ODF	25/32"		50.6	41.4	31.5	27.4	—	**88-1419**

Refrigeration Coils – RK1 Series

Parker Part No.	Enclosure	Class	Watts	Voltages	Order Number
RK1B2	Junction Box – 6" Leads	Class F	10W	24/60	**88-1409**
RK1P3	Junction Box – 6" Leads	Class F	10W	120/60, 110/50	**88-1410**
RK12K	Junction Box – 6" Leads	Class F	10W	208/60	**88-1411**
RK1Q3	Junction Box – 6" Leads	Class F	10W	240/60, 220/50	**88-1412**

RK1 Series

Refrigeration Coils – PKC-2 Series

Parker Model Number	Parker Part No.	Watts	Voltages	Order Number
PKC-2-24	311710P	15W	24 AC – 50/60HZ	**88-1420**
PKC-2-120	311424P	15W	120 AC – 50/60HZ	**88-1421**
PKC-2-208/240	311515P	15W	208/240 AC – 50/60HZ	**88-1422**

PKC-2 Series

SIGHT GLASS MOISTURE INDICATORS

Type SGN Sight Glass/Moisture Indicator

Danfoss offers two types of sight glasses — **inline** and **vessel mount**.

Inline sight glass, type SGN, is used in the system's liquid line to indicate both the condition and moisture content of the refrigerant. They incorporate an indicator which changes color dependent on the moisture content. Type SGN is recommended for all HCFC and HFC refrigerants.

Vessel sight glasses, type SGRN, are specially designed to be mounted directly on either a receiver or the compressor crankcase to indicate liquid level. Type SGRN is available with a refrigerant moisture indicator which can be used with all fluorinated refrigerants.

FEATURES/BENEFITS

- SAE Connector Flare, ODF Connector Solder
- Can be used with all HFC & HCFC refrigerants

88-1000 thru 88-1003, 88-1486 thru 88-1488

Sight Glass	Connector Size	Code Number	Order Number
SGN 6 Sight Glass	¼" SAE (Flare)	014-0137	**88-1000**
SGN 10 Sight Glass	⅜" SAE (Flare)	014-0138	**88-1001**
SGN 6 S Sight Glass	¼" ODF (Solder)	014-0142	**88-1002**
SGN 10 S Sight Glass	⅜" ODF (Solder)	014-0143	**88-1003**
SGN 12 S Sight Glass	½" ODF (Solder)	014-0144	**88-1486**
SGN 16 S Sight Glass	⅝" ODF (Solder)	014-0145	**88-1487**
SGN 22 S Sight Glass	⅞" ODF (Solder)	014-0147	**88-1488**
SGRN Sight Glass	½" (NPT)	014-0006	**88-1489**

Sight Glass Moisture Indicators

FEATURES/BENEFITS

- Available in all popular end connections up to 2⅛"
- Pre-cleaned solid copper extended ends permit installation without disassembly
- Flare models feature 45 degree plated fittings
- Compact design, low silhouette, short laying in length
- Extremely accurate, easy viewing
- Includes protective cover for indicator glass
- U.L. listed File No. SA4744

Connections/Description	Parker Model Number	Parker Part No.	Emerson Model Cross	Order Number
⅜" Male SAE	PSG-3	070294-02	HMI-1MM3	**88-1352**
½" Male SAE	PSG-4	070295-03	HMI-1MM4	**88-1353**
¼" M x F SAE	PSG-2MF	070281-01	HMI-1FM2	**88-1354**
⅜" M x F SAE	PSG-3MF	070282-02	HMI-1FM3	**88-1355**
½" M x F SAE	PSG-4MF	070283-03	HMI-1FM4	**88-1356**
¼" ODF	PSG-2S	070135-01	HMI-1TT2	**88-1357**
⅜" ODF	PSG-3S	070135-02	HMI-1TT3	**88-1358**
½" ODF	PSG-4S	070135-03	AMI-1SU4	**88-1359**
⅝" ODF	PSG-5S	070135-04	HMI-1TT5	**88-1360**
⅞" ODF	PSG-7S	070132-01	HMI-1TT7	**88-1361**

FILTER/DRIERS

Type DCL Eliminator Liquid Line Filter/Driers

Core Composition: 80% Molecular Sieve ("MS"), 20% Activated Alumina ("AA")

Sweat Connection

Flare Connection	Connector Size	Code Number	Net Volume oz.	Order Number
DCL032S Liquid Filter Drier	¼" ODF	023Z5013	1.28	**88-1005**
DCL052S Liquid Filter Drier	¼" ODF	023Z5018	1.72	**88-1007**
DCL053S Liquid Filter Drier	⅜" ODF	023Z5019	1.72	**88-1008**
DCL082S Liquid Filter Drier	¼" ODF	023Z5022	2.18	**88-1010**
DCL083S Liquid Filter Drier	⅜" ODF	023Z5023	2.18	**88-1012**
DCL162S Liquid Filter Drier	¼" ODF	023Z5028	4.11	**88-1014**
DCL163S Liquid Filter Drier	⅜" ODF	023Z5029	4.11	**88-1016**
DCL164S Liquid Filter Drier	½" ODF	023Z5032	4.11	**88-1018**
DCL165S Liquid Filter Drier	⅝" ODF	023Z5033	4.11	**88-1019**
DCL303S Liquid Filter Drier	⅜" ODF	023Z0030	7.58	**88-1021**
DCL304S Liquid Filter Drier	½" ODF	023Z0031	7.58	**88-1023**

88-1005

Type DCL Eliminator Liquid Line Filter/Driers

Core Composition: 80% Molecular Sieve ("MS"), 20% Activated Alumina ("AA")

Flare Connection

Flare Connection	Connector Size	Code Number	Net Volume oz.	Order Number
DCL032 Liquid Filter Drier	¼" SAE	023Z5075	1.28	**88-1004**
DCL052 Liquid Filter Drier	¼" SAE	023Z5002	1.72	**88-1006**
DCL082 Liquid Filter Drier	¼" SAE	023Z5004	2.18	**88-1009**
DCL083 Liquid Filter Drier	⅜" SAE	023Z5005	2.18	**88-1011**
DCL162 Liquid Filter Drier	¼" SAE	023Z5007	4.11	**88-1013**
DCL163 Liquid Filter Drier	⅜" SAE	023Z5008	4.11	**88-1015**
DCL164 Liquid Filter Drier	½" SAE	023Z5009	4.11	**88-1017**
DCL303 Liquid Filter Drier	⅜" SAE	023Z0012	7.58	**88-1020**
DCL304 Liquid Filter Drier	½" SAE	023Z0013	7.58	**88-1022**

88-1006

Type DAS Eliminator Burnout Suction Line Filter/Driers

Core Composition: 30% Molecular Sieve ("MS"), 70% Activated Alumina ("AA")

Sweat Connection	Connector Size	Code Number	Acid Capacity	Order Number
DAS164SVV Suction Filter Drier	½" ODF	023Z1009	8.6g	**88-1024**
DAS165SVV Suction Filter Drier	⅝" ODF	023Z1010	8.6g	**88-1025**
DAS166SVV Suction Filter Drier	¾" ODF	023Z1011	8.6g	**88-1026**
DAS167SVV Suction Filter Drier	⅞" ODF	023Z1012	8.6g	**88-1027**
DAS305SVV Suction Filter Drier	⅝" ODF	023Z1013	18.2g	**88-1028**
DAS306SVV Suction Filter Drier	¾" ODF	023Z1014	18.2g	**88-1029**
DAS307SVV Suction Filter Drier	⅞" ODF	023Z1015	18.2g	**88-1030**

88-1027

DCR Eliminator Replaceable Core Filter/Driers Shells

Copper Connectors, Max Working Pressure 515 PSIG

Replaceable Filter/Drier Shells	Code Number	Nom. Tons R22	ODF Solder	Order Number
023U7250 DCR 0485S Repl't Core Shells	023U7250	10	⅝"	**88-1111**
023U7251 DCR 0487S Repl't Core Shells	023U7251	15	⅞"	**88-1112**
023U7250 DCR 0489S Repl't Core Shells	023U7253	20	1⅛"	**88-1113**

88-1111

FILTER/DRIERS (CONT.)

Eliminator Replaceable Core Filter/Driers

Replaceable Filter/Drier Cores	Code Number	Type	Material	Order Number
48-DC Repl't Core Filter/Drier, 80%MS/20%AA	023U4380	Solid Core	80% MS, 20% AA	**88-1109**
48-DM Repl't Core Filter/Drier, 100% MS	023U1392	Solid Core	100% MS	**88-1107**
48-DA Repl't Core Filter/Drier – Suction Core	023U5380	Solid Core	30% MS, 70% AA	**88-1110**
48-F Repl't Core Filter/Drier – Filter	023U1921	Strainer	—	**88-1108**

Danfoss cores are direct replacements for most manufacturer's 4¾" dia. filter/drier shells.

88-1107

Liquid Line Filter-Driers – Gold Label

FEATURES/BENEFITS

- High moisture and acid capacity, maximum filtration capacity
- Exceptional compatibility with new polyolester oils
- Compatible with all existing and new refrigerants and blends including 134a, 401A/B, 404A, 407A/B/C, 502, 507, R-410A
- Models 052-165S contain a blend of molecular sieve and activated alumina for increased acid capacity
- Models 303-759S have 100 percent molecular sieve
- Solid copper sweat fittings
- Powder paint exterior coating surpasses 500 hour ASTM salt spray test and resists corrosion
- Eliminates concern of additive stripping
- 600 psig design pressure
- Various inlet/outlet fitting combinations available
- U.L. listed SA3441; CSA certified LR46423
- All models compatible with R-410A

Connections/Description	Parker Model Number	Parker Part No.	Emerson Model Cross	Order Number
¼" SAE Male	032	033000-032	EK 032	**88-1312**
¼" ODF	032S	033000-0329	EK 032S	**88-1313**
¼" SAE M x F	032MF	033116-01	—	**88-1314**
¼" SAE Male	052	033199-052	EK 052	**88-1315**
¼" ODF	052S	033199-0529	EK 052S	**88-1316**
5⁄16" ODF	0525S	033199-0525	EK 0525S	**88-1317**
⅜" SAE Male	053	033199-053	EK 053	**88-1318**
⅜" ODF	053S	033199-0539	EK 053S	**88-1319**
¼" SAE Male	082	033199-082	EK 082	**88-1320**
¼" ODF	082S	033199-0829	EK 082S	**88-1321**
5⁄16" ODF	0825S	033199-0825	EK 0825	**88-1322**
⅜" SAE Male	083	033199-083	EK 083	**88-1323**
⅜" ODF	083S	033199-0839	EK 083S	**88-1324**
½" SAE Male	084	033199-084	EK 084	**88-1325**
½" ODF	084S	033199-0849	EK 084S	**88-1326**
¼" SAE Male	162	033199-162	EK 162	**88-1327**
¼" ODF	162S	033199-1629	EK 162S	**88-1328**
⅜" SAE Male	163	033199-163	EK 163	**88-1329**
⅜" ODF	163S	033199-1639	EK 163S	**88-1330**
½" SAE Male	164	033199-164	EK 164	**88-1331**
½" ODF	164S	033199-1649	EK 164S	**88-1332**
⅝" SAE Male	165	033199-165	EK 165	**88-1333**
⅝" ODF	165S	033199-1659	EK 165S	**88-1334**
⅜" SAE Male	303	033000-303	EK 303	**88-1335**

FILTER/DRIERS (CONT.)

Bi-Flow Liquid Line Filter-Driers

FEATURES/BENEFITS

- 100 percent copper sweat or nickel plated flare fittings
- Desiccant core provides removal of solid contaminants, acid and moisture
- Core is cushioned in fiber gaskets to protect core and to insure trouble-free performance
- Powder paint coating surpasses 500 hour ASTM salt spray test and resists corrosion
- U.L. listed file SA3441, CSA certified LR46423
- All steel shell bi-flow driers are rated 600 PSI for use with R410A

Connections/Description	Parker Model Number	Parker Part No.	Emerson Model Cross	Order Number
3/8" SAE Male	BF083	031653-04	BFK 083	**88-1342**
3/8" ODF	BF083S	031653-02	BFK 083S	**88-1343**
1/2" ODF	BF084S	031653-03	BFK 084S	**88-1344**
3/8" SAE Male	BF163	031653-08	BFK 163	**88-1345**
3/8" ODF	BF163S	031653-06	BFK 163S	**88-1346**
1/2" SAE Male	BF164	031653-10	BFK 164	**88-1347**
5/8" ODF	BF165S	031653-11	BFK 165S	**88-1348**
1/2" ODF	BF304S	402678	—	**88-1349**
5/8" ODF	BF305S	402679	—	**88-1350**
7/8" ODF	BF307S	402680	—	**88-1351**

Suction Line Filter-Driers

FEATURES/BENEFITS

- The original SLD®, solid core, activated alumina suction line filter drier
- High acid capacity
- Low pressure drop, exceptionally high flow rates
- Designed for system clean-up
- 500 hours salt spray protection
- Shortest system cut-out lengths allow installation in tight areas
- Two access valves simplify pressure drop measurement
- Flare or solid copper sweat fittings
- UL listed: File No. SA344; CSA listed LR46423
- Compatible with R410A

Connections/Description	Parker Model Number	Parker Part No.	Emerson Model Cross	Order Number
1/2" SAE Male	SLD 8-4V HH	031593-02	SFD 08F4-V V	**88-1336**
5/8" ODF	SLD 8-5SV HH	031593-05	SFD 08S5-V V	**88-1337**
3/4" ODF	SLD 13-6SV HH	031593-07	SFD 13S6-V V	**88-1338**
7/8" ODF	SLD 13-7SV HH	031593-08	SFD 13S7-V V	**88-1339**
7/8" ODF	SLD 27-7SVHH	031593-10	SFD 27S7-V V	**88-1340**
1 1/8" ODF	SLD 27-9SVHH	031593-11	SFD 27S9-V V	**88-1341**

PCK-48HH Charcoal Burnout Core

FEATURES/BENEFITS

- Formulated with charcoal to remove wax on low temperature system seven before problems occur
- PCK-48HH can be used in either liquid or suction line applications and also removes acids, water, solids and sludge
- Recommended for refrigerant reclaim/recovery units

Description/Size	Parker Model Number	Parker Part No.	Emerson Model Cross	Order Number
48 Cu. In	PCK-48HH	031812-00	W48	**88-1362**
48 Cu. In	PCK-48	031810-00	D48	**88-1363**

For **Shells** See Page 69

PCK-48 Burnout/Clean-up Core

FEATURES/BENEFITS

- For use in either liquid or suction line applications, the PCK-48 is formulated for burnouts where wax is NOT the issue
- Provides general clean up of acids, varnishes, sludge and moisture

88-1362

88-1363

VALVES & FITTINGS

Shut-Off Valves – Manual

FEATURES/BENEFITS

- Manual Shut-Off Valve for Liquid, Suction and Hot Gas Lines
- Working range: 1 to 21 BAR
- Max working pressure: PS = 28 BAR
- Temperature range: -55° to +100° C

Shut-Off Valves	Code Number	Order Number
BML 6 Shut Off Valve, 1/4" Flare	009G0101	**88-1102**
BML 10 Shut Off Valve, 3/8" Flare	009G0127	**88-1103**
BML 6mm Shut Off Valve, 1/4" ODF ext. end (Solder)	009G0202	**88-1104**
BML 10mm Stop Valve, 3/8" ODF ext. end (Solder)	009G0222	**88-1105**
BML 12mm Stop Valve, 1/2" ODF ext. end (Solder)	009G0242	**88-1106**

GBC Ball Valves – Bi-Directional Manual

FEATURES/BENEFITS

- Bi-Directional Manual Shut-Off Valve with Access Port
- For liquid, suction and hot gas lines
- Max working pressure: PS/MWP = 653 PSIG, 45 BAR
- Temperature range: -40° to +300° F, -40° to 150° C
- ODF solder ends

GBC Ball Valves	Connector Size	Code Number	Order Number
GBC 6S w/Fitting	1/4" ODF	009G8050	**88-1087**
GBC 10S w/Fitting	3/8" ODF	009G8051	**88-1088**
GBC 12S w/Fitting	1/2" ODF	009G8052	**88-1089**
GBC 16S w/Fitting	5/8" ODF	009G8053	**88-1090**
GBC 18S w/Fitting	3/4" ODF	009G8054	**88-1091**
GBC 22S w/Fitting	7/8" ODF	009G8065	**88-1092**
GBC 28S w/Fitting	1 1/8" ODF	009G8066	**88-1093**
GBC 35S w/Fitting	1 3/8" ODF	009G8067	**88-1094**
GBC 42S w/Fitting	1 5/8" ODF	009G8068	**88-1095**

88-1087 thru 88-1095

C US

Refrigeration & Air Conditioning Ball Valves

Parker Model Number	Parker Part No.	Emerson Model Cross	Connections	Port Size	Access Fitting	Order Number
EBVP-1030	502054	BVS-038	3/8" ODF	.50"	YES	**88-1364**
EBVP-1040	502055	BVS-012	1/2" ODF	.50"	YES	**88-1365**
EBVP-1050	502056	BVS-058	5/8" ODF	.50"	YES	**88-1366**
EBVP-1060	502057	—	3/4" ODF	.75"	YES	**88-1367**
EBVP-1070	502058	BVS-078	7/8" ODF	.75"	YES	**88-1368**
EBVP-1090	502059	BVS-118	1 1/8" ODF	1.00"	YES	**88-1369**

VALVES & FITTINGS (CONT.)

Access Valve

JB Industries A31334



Order Number
26-6027

FEATURES/BENEFITS

- ¼" Swaged Copper Braze Tee w/Cap
- Pkg/3
- ¼" OD slip fit connecting line
- Overall length: 2⅛"
- Swaged copper brazed tees allow for simple installation anywhere along the line
- Braze cups on both ends
- Use Sil-Phos Alloy
- JB machines all of the access valves at the factory in Aurora, Illinois using the highest level of brass consisting of 65% copper and 35% zinc. This gives our access fittings a high tensile strength while resisting corrosion. Many import fittings use less quality brass with lower copper content and a higher failure rate. JB machines all of our valves to the strict guidelines of the ARI to ensure proper seating of the valve and core surfaces.
- Our access fittings have generous counter bores to allow for removal of the core if the flare becomes damaged
- All tees and crosses are tapped to receive an access core in all ¼" SAE flare ends
- All pipe connections have internal braze cups for dip tube applications
- All valves are equipped with a cap and one valve core (Braze type, loosely assembled)
- Temperature range: -40° to +250° Fahrenheit (-40° to 121.1° Celsius)
- Valve core is stainless steel and brass for use with all refrigerants including R-410A
- Resistant to oils, alkalites, and diluted mineral acids
- Made in the USA

Access Valve Brass Caps

Robinair 40572

Order Number
26-6028

FEATURES/BENEFITS

- ¼" Solid Brass Quick Seal™ Caps
- Pkg/6

Access Valves

Supco SF8414

FEATURES/BENEFITS

- ¼" Swaged Copper Braze Tee w/Core & Cap, sold each
- Copper tee with body brazed on
- ¼" ID x 5⁄16" OD x 2 9⁄32"

Order Number
56-1582

Supco SF5421

FEATURES/BENEFITS

- ¼" Straight Copper Braze Tee furnished complete with Core and Wrench Cap
- Copper tee with body brazed on
- The ¼" ID x 5⁄16" OD will service ¼", 5⁄16", and ⅜" tubing

Order Number
56-1583

VALVES & FITTINGS (CONT.)

NOTE: All dimensions in inches

BPV Series Bullet® Piercing Valves

FEATURES/BENEFITS

- Utilizes the same type of gasket found under the head of most air conditioning compressors
- When installed, the gasket compresses the copper tubing .020" creating a permanent, leakproof seal that will withstand any pressure and temperature for the life of the unit
- Patented valve gasket application provides 50 times more sealing area than competitive "O" ring types
- A sealing force of over 180 lbs., torque tested with 500 lbs., pressure tested at 250°F
- Precision piercing needle is engineered for concentricity and hardness to insure perfect seating every time
- Non-positional – no adapter valve required
- Requires only a 2" clearance area for installation and operation
- Hex key wrench included

OD Tubing Size	Order Number
1/4", 5/16", 3/8"	**56-1384**
1/2", 5/8"	**56-1383**

56-1384

Note: All 3 valves come with adapter sleeves for multiple use applications.

Adjustable Line Tap Valve

FEATURES/BENEFITS

- Depressor valve action
- Can be mounted in any position
- Throw away depressor pin simplifies piercing
- Hex wrench & adapter sleeves included
- Can be used with all refrigerants including R410A
- Maximum operating pressure 800 PSI

OD Tubing Size	Order Number
1/2", 5/8"	**56-1386**

Self-Tapping Water Valve

FEATURES/BENEFITS

- Self piercing on copper tubing or 0.035" wall hard PC
- Fits 3/8" OD through 1 1/3" OD tubing or pipe
- Can be installed on pipe with existing hole
- Stainless steel piercing needle
- Molded gasket has a two stage seal on both tubing and valve
- Threaded bottom bracket for easy installation
- Includes all fittings for copper and plastic tubing
- Maximum water temperature 180°F/82°C
- Reversible lower bracket

Flow Rate	Outlet	Piercing Needle	Order Number
1 GPM	1/4" Comp.	1/8" Dia. (Hollow)	**56-1391**

Economy Service Valves

O.D.	Mounting	Order Number
1/8" Tube, 3/16", 1/4", 5/16" Step	Braze Only	**56-1390**
3/16" Tube, 1/4" Step		**56-1387**
1/4" Tube		**56-1388**
5/16" Tube		**56-1389**

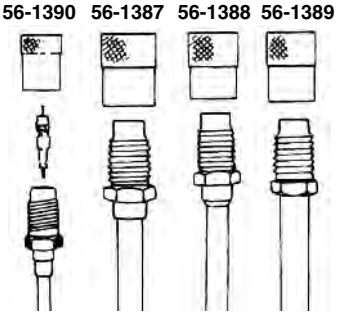

Valve Replacement Parts

26-4107 — Brass Cap with Core Wrench on Top

26-4108 — Valve Core with Neoprene Seal

26-4107

26-4108

CONDENSATE PUMPS

BECKETT PUMPS

Beckett IPC13A is totally submersible with a built in, hermetically sealed, pressure activated switch.

FEATURES

- Operates automatically when water level reaches approximately 1.7 inches and turns off at .9 inch
- Compact size
- High lift, quiet operation

Order Number
68-1335

Beckett's medium condensate pumps are designed to meet or exceed your toughest job demands.

FEATURES

- A more reliable micro switch float mechanism
- Pump mount from either side
- Larger replaceable Duck-Bill check valve design
- Convenient discharge with both barb and threads

68-1336, 68-1337, 68-1338

Description	Beckett Number	Outlet	GPH @ 60Hz/ Rated Voltage 1'	5'	10'	15'	Safety Switch	Tubing Inc.	Hi-Eff. Gas Furn.	Shut Off(ft)	Order Number
SUBMERSIBLE CONDENSATE PUMP – 115V, 1/50 HP, 0.9 Amps, 55W, IN-PAN, 6 Ft. Cord w/Plug, Check Valve, H 4", W 3⅛", L 8"	IPC13A	3/8" O.D.	80	70	45	–	N	–	–	12'	**68-1335**
CONDENSATE PUMP – 115V, 1/50 HP, 1.7 Amps, 60W, 6 Ft. Cord w/Plug, Check Valve, H 6½", W 5", L 11¼"	CB151LSUL	3/8" O.D.	85	70	39	–	N	N	Y	15'	**68-1336**
CONDENSATE PUMP – 115V, 1/30 HP, 2.2 Amps, 85W, 6 Ft. Cord w/Plug, Check Valve, H 6½", W 5", L 11¼"	CB201TUL	3/8" O.D.	105	95	73	36	Y*	Y	Y	20'	**68-1337**
CONDENSATE PUMP – 115V, 1/30 HP, 2.2 Amps, 85W, 6 Ft. Cord w/Plug, Check Valve, H 6½", W 5", L 11¼"	CB201UL	3/8" O.D.	105	95	73	36	Y	N	Y	20'	**68-1338**

*Includes 20' of clear PVC tubing

Ice Machine Replacement Pump

FEATURES/BENEFITS

- All purpose replacement pump
- Pump driven by thermally protected motor using dual bearings and stainless steel shaft
- Dual voltage – 115/230V, 50/60z cycle
- Includes 5 discharge and 4 impellers
- Replaces a majority of commercial ice maker pumps
- Beckett number: BRPAP1

Order Number
68-1210

Vibration Absorbers

FEATURES/BENEFITS

- Stainless steel hose and braid with solid copper connectors
- Minimizes the transmission of vibration occuring in refrigeration and air conditioning systems

ODF	Order Number
⅜"	**72-1301**
½"	**72-1302**
⅝"	**72-1303**
¾"	**72-1304**
⅞"	**72-1305**
1⅛"	**72-1306**

PRESSURE CONTROLS

Type KPU Pressure Controls

KPU Controls	PSIG Range	Differential	Reset	Model	Code Number	Order Number
Low Pressure AP/Auto	6 to 108	10 to 58	Auto	KPU 1	060-5233	**88-1043**
Low Pressure CTRL Flare/Auto	6 to 72.5	6 to 30	Auto	KPU 2	060-5237	**88-1044**
Low Pressure CTRL 36" Cap./Auto	6 to 72.5	6 to 30	Auto	KPU 2	060-5235	**88-1045**
Fan Cycling CTRL Flare/Auto	100 to 465	25 to 85	Auto	KPU 5	060-5241	**88-1046**
Fan Cycling CTRL 36"/Auto	100 to 465	25 to 85	Auto	KPU 5	060-5242	**88-1047**
High Pressure CTRL Flare/Auto	100 to 600	58 to 140	Auto	KPU 6W	060-5243	**88-1048**
High Pressure CTRL 36"/Auto	100 to 600	58 to 140	Auto	KPU 6W	060-5245	**88-1049**
High Pressure CTRL 36"/Manual	100 to 600	60 Fixed	Manual	KPU 6B	060-5246	**88-1050**

KPU pressure controls are designed for use in refrigeration and air-conditioning systems to protect the systems from excessively low suction pressure or too high discharge pressure. They can also be applied to start and stop compressors and the fans of air-cooled condensers. KPU pressure controls, in single and dual versions cover a comprehensive range of applications, and are designed for use with fluorinated and nonaggressive refrigerants.

Type KPU Dual Pressure Controls

Dual Pressure KPU Controls	Low Pressure			High Pressure			Model	Code Number	Order Number
	PSIG Range	Differential	Reset	PSIG Range	Differential	Reset			
Auto-Auto/Flare	6 to 108	10 to 60	Auto	100 to 465	60 Fixed	Auto	KPU 15	060-5247	**88-1051**
Auto-Auto/36" Cap.	6 to 108	10 to 60	Auto	100 to 465	60 Fixed	Auto	KPU 15	060-5248	**88-1052**
Auto-Auto/Flare	6 to 108	10 to 60	Auto	100 to 465	60 Fixed	Manual	KPU 15	060-5249	**88-1053**
Auto-Man/36" Cap.	6 to 108	10 to 60	Auto	100 to 465	60 Fixed	Manual	KPU 15	060-5250	**88-1054**
Man-Conv./Flare	6 to 108	10 to 60	Conv.	100 to 600	60 Fixed	Conv.	KPU 16B	060-5253	**88-1055**
Man-Conv./36" Cap.	6 to 108	10 to 60	Conv.	100 to 600	60 Fixed	Conv.	KPU 16B	060-5254	**88-1056**

Danfoss

KPU Pressure Controls Cross Reference

AllPoints No.	PENN/JOHNSON	RANCO	ALCO
88-1043	P70AA-1, P70AA-2, P70AB-2, P70CA-1, P70AB-12, P70AA-176	010-1483, 010-1093, 011-3099, 016/527, 020-7004, 016-166	FF115-S3 BAK, PS1-X3K
88-1044	P170AB-12	010-1401	
88-1045	P70AB-12	010-1402	
88-1046	P170AA-118	010-1807, 010-1894	
88-1047	P70AA-118	010-200	FF115-S5 BAK
88-1048	P70CA-2, P70CA-3, P170CA-3	016-503, 016-570	
88-1049	P70CA-3, P270AA-118	016-108	
88-1050	P70DA-1	016-200, 016-211	FF115-S5 BRK
88-1051	P170LB-1, P170LB-6	012-1505, 012-1550	FF215-S7 BAUA
88-1052	P70LB-1, P70LB-6	012-1502, 012-1506, 012-1549	FF215-S7 BAUK
88-1053	P170MA-1, P170MA-18	012-4842, 012-4846	
88-1054	P70MA-1, P70MA-18	012-4843, 012-4840, 012-4834	
88-1055	UNIVERSAL DUAL ALL	UNIVERSAL DUAL ALL	UNIVERSAL DUAL ALL
88-1056	UNIVERSAL DUAL ALL	UNIVERSAL DUAL ALL	UNIVERSAL DUAL ALL

PRESSURE CONTROLS (CONT.)

Lube Oil Pressure Cutout Control with Time Delay

Range PSIG (kPa)	Pressure Connection	Time Delay Heather Circuit VAC	Refrigerant R	Type of Reset	Time Delay	Code Number	Order Number
8 to 70 (55 to 483)	30 in. Cap. with ¼" Flare Nut	120/240	Non Corrosive	Manual	90 sec.	P-28AA-1C	**88-1203**

Factory Settings psig (kPa) Fixed	Pressure Connection	Maximum Belows Pressure psig (kPa)	Heather Circuit VAC	Type of Reset	Time Delay	Code Number	Order Number
9 (62)	30 in. Cap. with ¼" Flare Nut	425 (2390)	120/240	Manual	120 sec.	P-45NCA-12C	**88-1204**

88-1203

88-1204

JOHNSON CONTROLS

V46 Series Pressure Actuated Water Regulating Valves Commercial Type, Standard Flow Non Corrosive Refrigerants

Opening Point Range psig (kPa)	Pressure Element Style	Replacement Power Elements*	Seat Repair Kit*	Inlet & Outlet	Pipe Size (In.)	Code Number	Order Number
70 to 260 (483 to 1793)	30 in. Cap. ¼" Flare Nut (Style 45)	SEP91A-600R & SEC99AA-36C	STT14A-600R	Threaded	⅜" NPT	V-46AA-1C	**88-1212**
70 to 260 (483 to 1793)	30 in. Cap. ¼" Flare Nut (Style 45)	SEP91A-602R & SEC99AA-36C	STT15A-602R	Threaded	½" NPT	V-46AB-1C	**88-1213**
70 to 260 (483 to 1793)	30 in. Cap. ¼" Flare Nut (Style 45)	SEP91A-601R & SEC99AA-36C	STT16A-601R	Threaded	¾" NPT	V-46AC-1C	**88-1214**
70 to 260 (483 to 1793)	30 in. Cap. ¼" Flare Nut (Style 45)	SEP91A-603R & SEC99AA-36C	STT17A-609R	Threaded	1" NPT	V-46AD-1C	**88-1215**

*Replacement available.

88-1212

88-1213

88-1214

88-1215

PRESSURE CONTROLS (CONT.)

CONTROLS FOR LOW PRESSURE APPLICATIONS

Micro Set Controls for Non-Corrosive Refrigerants

Range PSIG (kPa)	Differential PSIG (kPa)	Pressure Connection	Maximum Working Pressure	Maximum Overpressure	Limited Knob Adjustment	Switch Action	Code Number	Order Number
12 Hg to 80 (-41 to 551)	Min. 5 (34) Max. 35 (241)	36" Cap with ¼" Flare Nut	475 psig (3275 kPa)	525 psig (3617 kPa)	Supplied, but not Assembled	SPST Open Low	P70AB-12C	**88-1206**

All Range Controls for Non-Corrosive Refrigerants

20 to 100 (-68 to 690)	Min. 7 (48) Max. 50 (345)	36" Cap with ¼" Flare Nut	325 psig (2239 kPa)	100 psig (690 kPa)	Supplied, but not Assembled	SPST Open High	P70AB-2C	**88-1207**

88-1206

88-1207

JOHNSON CONTROLS

CONTROLS FOR HIGH PRESSURE APPLICATIONS

Condenser Fan Cycling Controls for Non-Corrosive Refrigerants

Range PSIG (kPa)	Differential PSIG (kPa)	Pressure Connection	Maximum Working Pressure	Switch Action	Code Number	Order Number
100 to 400 (690 to 2758)	Min. 35 (241) Max. 200 (1379)	36" Cap with ¼" Flare Nut	475 psig (3275 kPa)	SPST Open Low	P70AA-118C	**88-1205**

All Range Controls for Non-Corrosive Refrigerants

50 to 500 (345 to 3448)	Manual Reset Lockout	36" Cap with ¼" Flare Nut	525 psig (3620 kPa)	SPST Open High	P70DA-1C	**88-1211**

88-1205

88-1211

CONTROLS FOR DUAL PRESSURE APPLICATIONS

Micro Set Controls for Non-Corrosive Refrigerants

Low Pressure Side PSIG (kPa)		High Pressure Side PSIG (kPa)						
Range	Differential	Range	Differential (Non-Adjust.)	Pressure Connection	Limited Knob Adjustment	Switch Action	Code Number	Order Number
12 to 80 (-41 to 552)	Min. 5 (34) Max. 35 (241)	100 to 500 (690 to 3447)	Fixed Approx. 65 (448)	36" Cap with ¼" Flare Nut	Low Cut Out	SPST	P70LB-6C	**88-1209**

All Range Controls for Non-Corrosive Refrigerants

20 to 100	Min. 6 (41) (-68 to 690)	100 to 500 Max. 50 (345)	Fixed Approx. (690 to 3447)	36" Cap with 65 (448)	Low ¼" Flare Nut	SPST Cut Out	P70LB-1C	**88-1208**
20 to 100	Min. 6 (41) (-68 to 690)	100 to 500 Max. 50 (345)	Lockout Requires (690 to 3447)	36" Cap with Manual Reset	None ¼" Flare Nut	SPST	P70MA-1C	**88-1210**

88-1209

88-1208

88-1210

TIME DELAYS

TD SERIES TIME DELAYS

General Applications
- Protection from short cycling of compressor
- Ideal for compressor staging

Delay on Make Timer (DOM)

MODE OF OPERATION:
- Upon application of power the time delay initiates
- On completion of selected delay period, the load is energized
- Timer will reset on power interruption or when thermostat disconnects

TIMING DIAGRAM

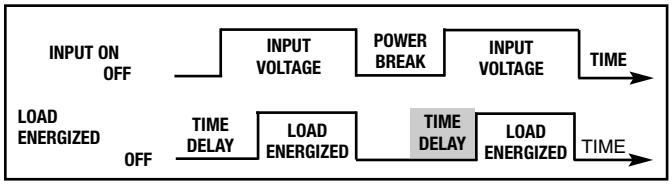

44-1559

Delay Range Adjustable	Delay Range Fixed	Connections	Replaces	Order Number
6 sec. to 8 min.	N/A	2¼" Male Terminals	Diversitech AC-800-ADM1/ ICM 102/A-1 701/Mars 32391	**44-1559***

*Cut the jumper to use in 120/240 volts.

Delay on Break Timer (DOB)

MODE OF OPERATION:
- Upon application of power the load is energized immediately
- When the thermostat opens or on power interruption the load is de-energized and the time delay initiates
- The load will be energized again after the delay time has elapsed

TIMING DIAGRAM

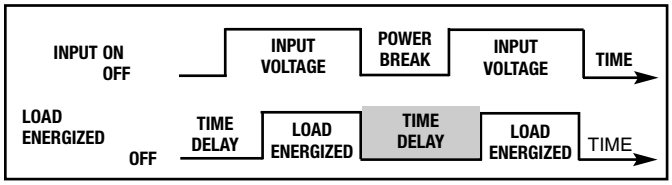

44-1560

Delay Range Adjustable	Delay Range Fixed	Connections	Replaces	Order Number
6 sec. to 5 min.	N/A	2¼" Male Terminals	Diversitech ASC500-ADB1/ ICM203/Mars 32392/A-1 EAC-501-ADJ	**44-1560***

*Cut the jumper to use in 120/240 volts.

Looking for **Cooking Equipment Parts?**
See Our **HOT SIDE Catalog**.

REFRIGERATION RELAYS & OVERLOADS

FOR REFRIGERATION SYSTEMS WITH OR WITHOUT RUN CAPACITORS

Ultimate Relay Capacitor Overload

FEATURES/BENEFITS

- Replaces relay, capacitor and overload
- Available in popular sizes, ranging from 1/12 HP to 1/2 HP
- "Push-on" compressor terminals, and 1/4" capacitor terminals
- Designed for modern high efficiency compressors
- Helps older compressors to start and run cooler
- Easy mount clip for quick installation
- Easy to read instructions
- Prevents low voltage starting problems
- Works on "RSIR", "CSIR", "PSC" & "CSR" compressors

3 N' 1 For High Torque Starts
Run Capacitor Wiring For High Efficiency Systems

HP **Ratings**	**Volts**	**Order Number**
1/3 to 1/2	115	**88-1304**
1/4 to 1/3	115	**88-1306**
1/12 to 1/5	115	**88-1308**

Series 4 N' 1 Ultimate Relay, Capacitor, Overload & Run Capacitor

FEATURES/BENEFITS

- Same features and benefits of the Ultimate Relay Capacitor Overload
- Adds a closely matched system Run Capacitor

Replaces Current Type Relays Run Capacitor

HP **Ratings**	**Volts**	**Size *u*Fd**	**Order Number**
1/12 to 1/5	12.5	115	**88-1309**
1/4 to 1/3	15	115	**88-1307**
1/3 to 1/2	20	115	**88-1305**

Ultimate Relay Overload

FEATURES/BENEFITS

- Replaces relay and overload
- Locked rotor protection, eliminates start winding overheating
- Available in popular sizes, ranging from 1/12 HP to 1/2 HP
- "Snap-on" bracket for easy mounting
- Quick and easy installation
- Wiring instructions on the package
- Instructions on adding a start capacitor and/or run capacitor
- Wire leads for those odd installations, wire nuts included
- Works on "RSIR", "CSIR", "PSC" & "CSR" compressors

Replaces Relay & Overload

HP **Ratings**	**Volts**	**Order Number**
1/4 to 1/3	115	**88-1310**
1/12 to 1/5	115	**88-1311**

REFRIGERATION RELAYS & OVERLOADS (CONT.)

FOR REFRIGERATION SYSTEMS WITHOUT RUN CAPACITORS

3 N' 1 Relay, Overload & Start Capacitor Combination

FEATURES/BENEFITS

- Replaces relay, overload and provides a boost for hard start and unbalanced systems
- Prevents low voltage starting problems

Relay	Overload	Start Capacitor	Mounting	HP Rating	Voltage (VAC)	Order Number
*	*	*	Quick Connect	1/12 to 1/5	115	**88-1302**
*	*	*	Quick Connect	1/4 to 1/3	115	**88-1301**
*	*	*	Quick Connect	1/2	115	**88-1300**

88-1300, 88-1301, 88-1302

Super Start Relay Overload Combination

FEATURES/BENEFITS

- Equipped with an electro-mechanical relay, locked rotor protector and a 255 *u*F start capacitor
- Increases torque to its maximum capacity

Relay	Overload	Start Capacitor	Mounting	HP Rating	Voltage (VAC)	Order Number
*	*	*	Quick Connect	1/4 to 1/3	115	**88-1303**

88-1303

BLIND DROP SHIPMENTS
AT NO EXTRA CHARGE

No inventory requirements!

Ship direct to your customer for faster repairs.

CONTACTORS

30-60 Amp Contactors — Hartland Controls

Description	Coil Voltage	Poles	Inductive Rating	Resistive Rating	Order Number
CONTACTOR	24	2	30A	40A	**44-1611**
CONTACTOR	24	2	30A	40A	**44-1615**
CONTACTOR w/COVER	110-120	2	30A	40A	**44-1107**
CONTACTOR	120	2	30A	40A	**44-1609**
CONTACTOR	208-240	2	30A	40A	**44-1610**
CONTACTOR w/COVER	208-240	2	30A	40A	**44-1105**
CONTACTOR	24	3	30A	40A	**44-1100**
CONTACTOR	110-120	3	30A	40A	**44-1069**
CONTACTOR	208-240	3	30A	40A	**44-1071**
CONTACTOR	24	4	30A	40A	**44-1129**
CONTACTOR	110-120	4	30A	40A	**44-1073**
CONTACTOR	208-240	4	30A	40A	**44-1075**
CONTACTOR	24	2	40A	50A	**44-1614**
CONTACTOR w/COVER	24	2	40A	50A	**44-1131**
CONTACTOR	110-120	2	40A	50A	**44-1077**
CONTACTOR	120	2	40A	50A	**44-1612**
CONTACTOR	208-240	2	40A	50A	**44-1613**
CONTACTOR w/COVER	208-240	2	40A	50A	**44-1079**
CONTACTOR	24	3	40A	50A	**44-1102**
CONTACTOR	110-120	3	40A	50A	**44-1081**
CONTACTOR	208-240	3	40A	50A	**44-1083**
CONTACTOR	24	4	40A	50A	**44-1133**
CONTACTOR	110-120	4	40A	50A	**44-1085**
CONTACTOR	208-240	4	40A	50A	**44-1087**
CONTACTOR	24	3	50A	65A	**44-1617**
CONTACTOR	110-120	3	50A	65A	**44-1089**
CONTACTOR	208-240	2	50A	65A	**44-1616**
CONTACTOR	208-240	3	50A	65A	**44-1091**
CONTACTOR	110-120	3	60A	75A	**44-1093**
CONTACTOR	208-240	3	60A	75A	**44-1095**
CONTACTOR	120	3	75A	93A	**44-1618**
CONTACTOR	208-240	3	75A	93A	**44-1619**
CONTACTOR	120	3	90A	120A	**44-1620**
CONTACTOR	208-240	3	90A	120A	**44-1621**

44-1611, 44-1609, 44-1610, 44-1614, 44-1613

44-1615

44-1105, 44-1107, 44-1077, 44-1079, 44-1131

44-1069, 44-1071, 44-1073, 44-1075, 44-1081, 44-1083, 44-1089, 44-1091, 44-1093, 44-1095, 44-1100, 44-1102, 44-1129

44-1612

44-1087, 44-1085, 44-1133

44-1617

44-1616

44-1618, 44-1619, 44-1620, 44-1621

CONTACTORS (CONT.)

Hartland Replacement Coils

Description	Coil Voltage	Contactor Size	Order Number
REPLACEMENT COIL	24 VAC	50-60 Amp, Model B	**44-1625**
REPLACEMENT COIL	120 VAC	50-60 Amp, Model B	**44-1626**
REPLACEMENT COIL	208-240 VAC	50-60 Amp, Model B	**44-1627**
REPLACEMENT COIL	480 VAC	50-60 Amp	**44-1628**
REPLACEMENT COIL	24 VAC	75-90 Amp	**44-1629**
REPLACEMENT COIL	120 VAC	75-90 Amp	**44-1630**
REPLACEMENT COIL	120-240 VAC	75-90 Amp	**44-1631**

44-1625

44-1626

44-1627

44-1628

44-1629

44-1630

44-1631

Hartland Auxiliary Interlocks

Description	Interlock Circuit	Contactor Size	Order Number
AUXILIARY INTERLOCKS	1 NO	20-40 Amp	**44-1622**
AUXILIARY INTERLOCKS	1 NC	20-40 Amp	**44-1623**
AUXILIARY INTERLOCKS	1 NO-1 NC	20-40 Amp	**44-1624**

44-1622

44-1623

44-1624

LOW PRESSURE CONTROL & PRESSURE SWITCHES

Low Pressure Control

Replaces	Description	Order Number
010-1402	SPST, Close High/Open Low, 36" Capillary, ¼" Flare Nut, 12" VAC to 50 PSI Range	**42-1447**

42-1447

PRESSURE SWITCHES

Automatic Reset High, Low & Condenser Fan Cycling Pressure Switches

FEATURES/BENEFITS

- High pressure SPST open on pressure rise
- Low pressure SPST open on pressure fall
- Condenser fan cycling SPST open on pressure fall
- ¼" female SAE connection
- Snap acting stainless steel hermetically sealed sensor (SHP, SLP & SFC)
- Small size and light weight for direct mounting
- Excellent set point repeatability/stability
- Pressure range: 0 to 650 PSI
- Burst pressure: 5000 PSI
- Life @ rated load: 100,000 cycles
- Rated voltage: 50/60 Hz., 24/120/240 V (6 RLA, 36 LRA)
- Temperatures:
  Ambient — 20° to 176°F (-30° to 80°C)
  Fluid — 60° to 250°F (-50° to 120°C)

High Pressure

Open PSI	Close PSI	Tolerance	Order Number
350	250	+/- 15 PSI	**42-1808**
375	265	+/- 15 PSI	**42-1809**
400	300	+/- 15 PSI	**42-1810**
425	300	+/- 15 PSI	**42-1811**
450	250	+/- 15 PSI	**42-1812**

Low Pressure

Open PSI	Close PSI	Tolerance	Order Number
5	20	+/- 5 PSI	**42-1813**
10	25	+/- 5 PSI	**42-1814**
25	50	+/- 5 PSI	**42-1815**
25	65	+/- 5 PSI	**42-1816**
40	80	+/- 5 PSI	**42-1817**

Fan Cycling Open on Fall

Open PSI	Close PSI	Tolerance	Order Number
210	275	+/- 15 PSI	**42-1807**
150	225	+/- 15 PSI	**42-1805**
170	250	+/- 15 PSI	**42-1806**

Manual Reset

Open PSI	Tolerance	Order Number
410	+/- 15 PSI	**42-1818**

Pressure Switch Cross Reference

Allpoints No.	Klixon	Mars	A-1	Ranco	Robertshaw	Johnson Control	Global
42-1808	PS80-K1-0348-350-250	33356	PS-HP350250	MPH-7105	3101-201, 3100-150, MG21-1125	X	GHP356
42-1809	PS80-K1-0353-375-265	33319	X	MPH-7106	3100-111	X	X
42-1810	PS80-K1-0359-400-300	33358	PS-HP-400-300	MPH-7107	3101-202, 3100-151, MG21-112	P100CA-1C, P100CP-1C	GHP358
42-1811	PS80-K1-0360-425-300	33325	X	X	X	X	X
42-1812	PS80-K1-0363-450-250	33359	PS-HP-450-250	X	X	X	GHP359
42-1813	PS80-K2-F0305-020-005	33329	PS-LP05-20	MPL-7001	3101-001	P100AC-1C	GLP329
42-1814	PS80-K2-F0307-025-005	33330	PS-LP10-25	MPL-7011	3100-050	P100AP-201C	GLP330
42-1815	PS80-K2-F0316-050-005	33362	PS-LP25-50	MPL-7012	MG21-2033	X	GLP362
42-1816	PS80-K2-F0323-065-005	33336	X	X	3101-002	X	X
42-1817	PS80-K2-F0326-080-005	33364	PS-LP40-80	MPL-7014	3101-005, 3100-052	XqGLP364	
42-1807	20PS107KA275210K	33341	X	MPF-7009	3101-101, 3100-079	X	GFC341
42-1805	X	X	X	MPF-7008	X	P100AP3C	X
42-1806	X	X	X	X	X	P100P4C	X
42-1818	29PSL012-24	33350	PSMF-HP410	MPH-7110	3101-301	X	X

REFRIGERANT RECOVERY MACHINES

Promax Refrigerant Recovery Machine

Promax RG5410EX

Experienced HVAC/R professionals understand that time is money, and the more time they can save doing a job, the more money they make at the end of the day. The new RG5410EX refrigerant recovery machine from Promax®.

FEATURES/BENEFITS

- Product Weight: 34 lbs
- Dimensions: 19" L x 13" H x 9" W
- Warranty: 1-year over counter exchange
- 110-125 VAC, 60 Hz, ½ HP
- Extremely fast recovery of all commonly used CFC, HFC and HCFC refrigerants, including R410A.
- An automatic low-pressure cut-off switch turns the machine off at 15" of vacuum, eliminating unnecessary wear and tear on the machine.
- Auto-purge helps clear any residual refrigerant, leaving the machine "ready to go" for the next service call.
- ⅜" – 3 Row Condenser
- Padded handle grip makes carrying the machine to job sites easier and more comfortable.
- Includes filter-drier

SPECIFICATIONS

Safety: ARI-740, UL, CE and TUV -pending
Recovery Capabilities: Vapor, liquid, push/pull
Compressor: Oil-less, 100:1 compression ratio

Order Number
72-1666

Recovery Ratings per UL

	Lbs./Min			Kg/Min		
	Vapor	**Liquid**	**Push/Pull**	**Vapor**	**Liquid**	**Push/Pull**
R-12	.41	4.77	14.50	.18	2.17	6.59
R-22	.41	4.77	14.50	.18	2.17	6.59
R-134A	.32	4.14	11.70	.14	1.80	5.32
R-407C	.34	4.78	11.40	.15	2.17	5.18
R-410A	.34	5.13	14.10	.20	5.13	6.41

Promax The Cube™ Refrigerant Recovery Machine

Promax RG3000

Performance Without the Size and Weight

Order Number
72-1667

FEATURES/BENEFITS

- Product Weight: 18 lbs.
- Dimensions: 12½" L x 6½" W x 9½" H
- Single cylinder, oil-less compressor
- IEC connector and power cord
- Compact and lightweight — 40% smaller footprint, easy to carry, weighing in at 18 lbs!
- Oil-less compressor — capable of recovering both liquid and vapor.
- Handles almost all refrigerants — works with all CFC, HFC, HCFC refrigerants including R-410A
- High efficiency cross flow design — layout of fan and condenser is maximized for shorter cycle times
- High Pressure Safety Shut-off Switch — automatically shuts off machine if pressure rises above 550 PSI
- Easy to operate, rugged case — easy to read gauges, comfortable handle and simple 2 valve controls

Recovery Just Got Smaller
The Cube from Promax sets the new standard in refrigerant recovery. All jobs are different. From a rooftop to a marine HVAC system, the Cube is easy to use and ideal for any residential and appliance sized recovery job. Capable of recovering both liquid and vapor refrigerant, the Cube is engineered to withstand the punishment of daily use even under extreme conditions. This season get the Cube and keep it cool all season long.

VACUUM PUMP & VACUUM PUMP OIL

Robinair Cool-Tech 6 CFM Vacuum Pump

Robinair 15600

FEATURES/BENEFITS

• Product Weight: 30 lbs

• Two Stage Design — second stage starts pumping at a lower pressure to pull a deeper ultimate vacuum.
• Offset Rotary Vanes — our proven design creates the deep vacuum conditions needed for a thorough evacuation.
• Gas Ballast Feature — helps keep the pump oil clean by reducing condensation of moisture.
• Iso-Valve™ — isolates pump from the system with just a ¼ turn, making it simple to measure rate of rise.
• Integral Check Valve — prevents pump oil from being sucked into the system if a power loss occurs.
• Die-Cast Aluminum Housing — lightweight but durable.
• Molded Base — durable polycarbonate base improves pump balance and minimizes vibration.

SPECIFICATIONS

Free Air Displacement: 6 CFM
Number of Stages: Two
Factory Micron Rating: 15 microns
Intake Fitting: ¼" MFL, ⅜" MFL and ½" MFL Tee
Oil Capacity: 15 Oz. (445 ml)
Motor Size: ½ HP
Voltage: 115V, 60 Hz

Order Number
72-1668

Robinair Premium High Vacuum Pump Oil

Robinair 13203

FEATURES/BENEFITS

• Product Weight: Quart – 2 lbs., Case – 24.1 lbs.
• Dimensions: 10" x 13¼" x 11"

• Chemically engineered to maintain maximum viscosity at high running temperatures and to improve cold weather starts
• Thermal stability – resists break-down due to heat
• Lower moisture content – due to special packaging and handling procedures
• Performance of your pump depends largely on the quality and pruity of the vacuum pump oil that you use

Quart Bottle Ea.

Order Number
85-1373

Case: 12 Qts/Cs.

Order Number
85-1372

ACID REMOVAL & A/C SYSTEM FLUSH

ACID-AWAY®

FEATURES/BENEFITS

ACID-AWAY® provides a unique approach to help prevent compressor burnouts by effectively removing the acid buildup that occurs in refrigeration oils used in air conditioning and refrigeration systems. It is a safe and easy to use treatment for both hermetic and semi-hermetic compressors of virtually any size that operate with mineral or alkylbenzene type refrigeration oils. For systems that operate on Polyol Ester lubricants, use ACID-AWAY® FOR POE.

ACID-AWAY® has been tested in accordance with ANSI/ASHRAE Standards 86-1983 and 97-1989, various ASTM standards and has been proven to be highly effective in extensive field testing evaluations in a wide variety of compressor sizes, types, brands and severity of burnout conditions.

- Compatible with all common compressor materials of construction, internal system components, mineral oil and alkylbenzene refrigeration oils.
- Removes residual acid normally left behind in the system after a compressor burnout occurs which can cause a subsequent compressor burnout of the new compressor.
- Suitable for preventative maintenance use to help avoid compressor burnouts resulting from the buildup of corrosive acids inside refrigeration systems.
- Eliminates the need for flushing systems with solvents or other similar products in an attempt to remove residual acids.
- Eliminates costly multiple oil changes performed to dilute the acid content of the refrigeration oil.
- Minimizes costly service call backs due to repeat compressor failures caused by acid.
- Can be used to treat recovery, recycling and reclaiming units in order to protect them from attack caused by acid fouled refrigerants and oils.

Mfg 45004
4 oz.

Order Number
85-1379

ACID-AWAY® POE

FEATURES/BENEFITS

ACID-AWAY® POE provides a unique approach to help prevent compressor burnouts by effectively removing the acid buildup that occurs in Polyol Ester refrigeration oils used in air conditioning and refrigeration systems. It is a safe and easy to use treatment for both hermetic and semi-hermetic compressors of virtually any size that operates with Polyol Ester lubricants. Eliminates the need for flushing systems with solvents to remove residual acids.

ACID-AWAY® for POE has been tested in accordance with ANSI/ASHRAE Standards 86-1983 and 97-1989, and various ASTM standards.

U.S. Patent No. 5,503,757

Mfg 45009
4 oz.

Order Number
85-1380

SYSTEM FLUSH

Turbo-Kleen™ A/C System Flush

FEATURES/BENEFITS

- Removes oil, sludge, carbon & other deposits from A/C line sets quickly and easily at lower cost.
  - – Stays active during the entire cleaning process
  - – Scrubbing action cleans more completely
  - – A cost-effective, reusable system
- Unique chemical cleaning agents in Turbo-Kleen flow through an innovative patented injection nozzle that creates a turbulent action that chemically cleans and mechanically scrubs A/C and refrigerant lines. This scrubbing action remains active all the way through the lines, from the inlet to the outlet side.
- The Turbo-Kleen Starter Kit includes a reusable injector nozzle and canister, plus a flushing tool, a clear plastic connecting line, and one pint of chemical solution. The chemical solution is sold separately in pint and gallon sizes.
- You save money by reusing the nozzle and canister and only purchasing the solution for future jobs.
- U.S. Patent No. 8,298,345

Haz. Mat Item
For Local Pickup Only.
Cannot Be Shipped.

Mfg 82500
Flush Kit

Order Number
85-1376

Mfg 82400
1 Pint refill

Order Number
85-1377

Mfg 824500
1 Gallon refill

Order Number
85-1378

DEGREASERS

Zipp Quick Drying Degreaser

FEATURES/BENEFITS

Zipp™ is a quick drying degreaser for cleaning electrical equipment and small mechanical parts. Removes oil and grease in hard-to-reach places quickly. No flash point up to its boiling point. High dielectric strength. Comes with extension tube applicator for pin-point spraying

- Non-flammable
- Non-conductive
- Excellent degreaser cleaner
- Leaves no residue

Haz. Mat Item
For Local Pickup Only.
Cannot Be Shipped.

Mfg 82642 Zipp™
14 oz.

Order Number
85-1374

Zipp II Environmentally Safer Quick Drying Degreaser

FEATURES/BENEFITS

Zipp™ II is an environmentally safer quick drying degreaser that removes grease, oil, wax, tar, gum, grime, dirt, carbon, and greasy stains from most hard surfaces. It will not short out electrical equipment. It may be used on oil burner parts, compressors, refrigeration units, greasy fan blades, strainers, engines, stoves, relay contact points, and electrical equipment.

- Non-chlorinated
- Non-flammable
- Contains no carbon tet
- Contains no restricted solvents
- Excellent degreaser cleaner
- Leaves no residue

Haz. Mat Item
For Local Pickup Only.
Cannot Be Shipped.

Mfg 82645
12 oz.

Order Number
85-1375

See Our Web Site to Place Your Orders and More!

Search Our Entire Inventory @ www.AllPointsFPS.com

Log into your account and you can…

- ***Check Current Pricing and Availability***
- ***Place Orders Anytime — Day or Night***
- ***Download Current Pricing, Forms and More***
- ***View Product Description & Model Usage***
- ***View Order History***
- ***Track Shipments***
- ***Check Order Status***
- ***View Account Information***
- ***Save Time with Quick Order***

Section 3 DOORS & GASKETS

AllPoints® Foodservice Parts & Supplies

PAGE

Doors
- Cleaning, Protection & Maintenance Products 93
- Glass Display Doors 90-92
- Strip Curtains 94
- Vinyl Strip Doors 95
- Vinyl Swing Doors 94

Gasket Cements & Brush 119

Gaskets, How to Measure 96

Gaskets By OEM
- Anthony 97
- Arctic Air 98
- Bally 98
- Beverage Air 99
- Continental 100
- Cornelius 100
- Delfield 101-103
- Glastender 103
- Glenco 104
- Hobart 104
- Hoshizaki 104
- Ice-O-Matic 104
- Jade 105
- Jordan/Fogel 105
- Kolpak 105
- Manitowoc 106
- Masterbilt 106
- McCall/Kolpak 107
- Norlake 107
- Perlick 108
- Randell 108-109
- Scotsman 110
- Silver King 110
- Traulsen 111
- True 112
- Turbo Air 113
- Victory 114
- Vollrath 115
- Vulcan 115

Gaskets, Custom 119-120

Gaskets, General Use
- Compression Gasket Strips 117
- Door Sweep Gaskets, Mounting Strip & Retainer 118
- Heat Gun 117
- Magnetic Gasket Kits 116
- Magnetic Gasket Strips 116
- Sponge Rubber Gaskets 118

Search our Entire Inventory at www.AllPointsFPS.com

Call for your password today.

USA & CANADA:	ONLINE:	INTERNATIONAL:
800-332-2500 *Phone*	www.AllPointsFPS.com	+1-860-738-7112 *Phone*
800-227-1511 *Fax*	*custserv@*AllPointsFPS*.com*	+1-860-201-1119 *Fax*

GLASS DISPLAY DOORS

ECO Series Doors

Energy Saving

- Advanced Hi-Def LED lighting (5 year warranty)
- Low E Glass for energy conservation and remarkable performance
- Meets 2009 Federal Standards
- Reversible doors

Advantage Series

Premium Quality

- Elegant styling for the upscale store environment
- Refracted Lighting System (RLS)
- Reversible doors

FS Series Advantage Doors

Premuim Quality & Energy Compliance

- Meets 2009 Federal Standards
- 2 pane Low E gas filled glass packages (or 3 pane Low E for California)
- Energy free doors

Legacy Series

Economy

- T-8 lighting optional Hi-Def LED available
- Advanced door features
- 3 pane heated glass package for freezers
- 2 pane no heat glass package for coolers

For **Order Form** & More Information See Pages 507-508

FS Series Legacy Doors

Economy & Energy Compliance

- Legacy features plus Low E glass packages

CDS Commercial Display Systems

The ECO Series – Energy Saving (LED Lighting, Low E Glass and Reversible Doors)

Environmentally Friendly Doors that meet 2009 Federal Standards

Featuring Standard Hi Definition LED Lighting

- The first environmentally friendly door on the market
- Featuring standard LED Hi definition lighting, superior installation Low E glass package for energy conservation and remarkable performance
- Lower your electric bills – Go Green with the ECO Series Doors from CDS
- The Hi Definition LED Lighting is the brightest LED System on the market
- Designed to enhance the product and eliminate side glare so common with T-8 lighting
- Optional motion sensor dims lights to an electric consumption rate of just 7 watts, then ramps up to full capacity when motion is detected
- With a 5 year warranty the CDS Hi Definition LED lighting systems is the best the industry has to offer

Door Height	67"	75"	79"
Net Opening Height	67 1/8"	75 1/8"	79 1/8"

Custom heights available

Call to Order

NUMBER OF DOORS / NET OPENING WIDTH – Eco Series Frame										
DOORS	**1**	**2**	**3**	**4**	**5**	**6**	**7**	**8**	**9**	**10**
24"	2' 0 5/8"	3' 11 5/8"	5' 10 5/8"	7' 9 5/8"	9' 8 5/8"	11' 8 3/8"	13' 7 3/8"	15' 6 3/8"	17' 5 3/8"	19' 4 3/8"
26"	2' 4 3/8"	4' 7 1/8"	6' 9 7/8"	9' 0 5/8"	11' 3 3/8"	13' 6 7/8"	15' 9 5/8"	18' 0 3/8"	20' 3 1/8"	22' 5 7/8"
28"	2' 6 3/8"	4' 11 1/8"	7' 3 7/8"	9' 8 5/8"	12' 1 3/8"	14' 6 7/8"	16' 11 5/8"	19' 4 3/8"	21' 9 1/8"	24' 1 7/8"
30"	2' 7 7/8"	5' 2 1/8"	7' 8 3/8"	10' 2 5/8"	12' 8 7/8"	15' 3 7/8"	17' 10 1/8"	20' 4 1/4"	22' 10 5/8"	25' 4 7/8"
DOORS	**11**	**12**	**13**	**14**	**15**	**16**	**17**	**18**	**19**	**20**
24"	21' 4 3/8"	23' 3 3/8"	25' 2 3/8"	27' 1 3/8"	29' 0 3/8"	31' 0 3/8"	32' 11 3/8"	34' 10 3/8"	36' 9 3/8"	38' 7 3/8"
26"	24' 9 5/8"	27' 0 3/8"	29' 3 1/8"	31' 5 7/8"	33' 7 5/8"	36' 0 3/8"	38' 3 1/8"	40' 5 7/8"	42' 7 5/8"	44' 11 3/8"
28"	26' 7 5/8"	29' 0 3/8"	31' 5 1/8"	33' 9 7/8"	36' 2 5/8"	38' 8 3/8"	41' 1 1/8"	43' 5 7/8"	45' 8 5/8"	48' 3 3/8"
30"	28' 0 1/8"	30' 6 3/8"	33' 0 5/8"	35' 6 7/8"	38' 1 1/8"	40' 8 3/8"	43' 2 5/8"	45' 7 7/8"	48' 3 1/8"	50' 9 3/8"

GLASS DISPLAY DOORS (CONT.)

The Advantage Series – Premium Quality (Reversible Doors)

Doors for areas where compliance with Federal Specs is not required

Featuring 2 Pane Non Heated Tempered Glass Packages

- The Advantage Series doors are built with the same door and frame system as our ECO Series
- Maximizes energy efficiency by providing better installation qualities
- All Advantage Series cooler doors are energy free
- Designed with a flat mullion and field reversibility
- FS Advantage Series Doors offer upscale styling, flexibility and dependability
- Exclusive RLS Lighting distributes light to the center of the shelf
- Brings out all the vibrant colors in your packages
- Optional features: gravity flow shelving and full length handles
- Years of dependable service

Door Height	67"	75"	79"
Net Opening Height	67⅛"	75⅛"	79⅛"

Custom heights available

Call to Order

NUMBER OF DOORS / NET OPENING WIDTH – Advantage Series Frame										
DOORS	**1**	**2**	**3**	**4**	**5**	**6**	**7**	**8**	**9**	**10**
24"	2' 0⅝"	3' 11⅝"	5' 10⅝"	7' 9⅝"	9' 8⅝"	11' 8⅜"	13' 7⅜"	15' 6⅜"	17' 5⅜"	19' 4⅜"
26"	2' 4⅜"	4' 7-1/8"	6' 9⅞"	9' 0⅝"	11' 3⅜"	13' 6⅞"	15' 9⅝"	18' 0⅜"	20' 3⅛"	22' 5⅞"
28"	2' 6⅜"	4' 11⅛"	7' 3⅞"	9' 8⅝"	12' 1⅜"	14' 6⅞"	16' 11⅝"	19' 4⅜"	21' 9⅛"	24' 1⅞"
30"	2' 7⅞"	5' 2⅛"	7' 8⅜"	10' 2⅝"	12' 8⅞"	15' 3⅞"	17' 10⅛"	20' 4¼"	22' 10⅝"	25' 4⅞"
DOORS	**11**	**12**	**13**	**14**	**15**	**16**	**17**	**18**	**19**	**20**
24"	21' 4⅜"	23' 3⅜"	25' 2⅜"	27' 1⅜"	29' 0⅜"	31' 0⅜"	32' 11⅜"	34' 10⅜"	36' 9⅜"	38' 7⅜"
26"	24' 9⅝"	27' 0⅜"	29' 3⅛"	31' 5⅞"	33' 7⅝"	36' 0⅜"	38' 3⅛"	40' 5⅞"	42' 7⅝"	44' 11⅜"
28"	26' 7⅝"	29' 0⅜"	31' 5⅛"	33' 9⅞"	36' 2⅝"	38' 8⅜"	41' 1⅛"	43' 5⅞"	45' 8⅝"	48' 3⅜"
30"	28' 0⅛"	30' 6⅜"	33' 0⅝"	35' 6⅞"	38' 1⅛"	40' 8⅜"	43' 2⅝"	45' 7⅞"	48' 3⅛"	50' 9⅜"

The FS Advantage Series – Premium Quality (Low E Glass and Reversible Doors)

Environmentally-Friendly Doors that meet 2009 Federal Standards

Featuring 2 and 3 Pane Low E Glass Packages

- The FS Advantage Series doors are built with the same door and frame system as our ECO Series
- Maximizes energy efficiency by providing better installation qualities
- All FS Advantage Series cooler doors are energy free
- Designed with a flat mullion and field reversibility
- FS Advantage Series Doors offer upscale styling, flexibility and dependability
- Exclusive RLS Lighting distributes light to the center of the shelf
- Brings out all the vibrant colors in your packages
- Optional features: gravity flow shelving and full length handles
- Years of dependable service

Door Height	67"	75"	79"
Net Opening Height	67⅛"	75⅛"	79⅛"

Custom heights available

Call to Order

NUMBER OF DOORS / NET OPENING WIDTH – FS Advantage Series Frame										
DOORS	**1**	**2**	**3**	**4**	**5**	**6**	**7**	**8**	**9**	**10**
24"	2' 0⅝"	3' 11⅝"	5' 10⅝"	7' 9⅝"	9' 8⅝"	11' 8⅜"	13' 7⅜"	15' 6⅜"	17' 5⅜"	19' 4⅜"
26"	2' 4⅜"	4' 7⅛"	6' 9⅞"	9' 0⅝"	11' 3⅜"	13' 6⅞"	15' 9⅝"	18' 0⅜"	20' 3⅛"	22' 5⅞"
28"	2' 6⅜"	4' 11⅛"	7' 3⅞"	9' 8⅝"	12' 1⅜"	14' 6⅞"	16' 11⅝"	19' 4⅜"	21' 9⅛"	24' 1⅞"
30"	2' 7⅞"	5' 2⅛"	7' 8⅜"	10' 2⅝"	12' 8⅞"	15' 3⅞"	17' 10⅛"	20' 4¼"	22' 10⅝"	25' 4⅞"
DOORS	**11**	**12**	**13**	**14**	**15**	**16**	**17**	**18**	**19**	**20**
24"	21' 4⅜"	23' 3⅜"	25' 2⅜"	27' 1⅜"	29' 0⅜"	31' 0⅜"	32' 11⅜"	34' 10⅜"	36' 9⅜"	38' 7⅜"
26"	24' 9⅝"	27' 0⅜"	29' 3⅛"	31' 5⅞"	33' 7⅝"	36' 0⅜"	38' 3⅛"	40' 5⅞"	42' 7⅝"	44' 11⅜"
28"	26' 7⅝"	29' 0⅜"	31' 5⅛"	33' 9⅞"	36' 2⅝"	38' 8⅜"	41' 1⅛"	43' 5⅞"	45' 8⅝"	48' 3⅜"
30"	28' 0⅛"	30' 6⅜"	33' 0⅝"	35' 6⅞"	38' 1⅛"	40' 8⅜"	43' 2⅝"	45' 7⅞"	48' 3⅛"	50' 9⅜"

GLASS DISPLAY DOORS (CONT.)

The Legacy Series – Economy Models (Non-reversible Doors)

Doors for areas where compliance with Federal Specs is not required
Featuring 2 Pane Non Heated Tempered Glass Packages

- The Legacy Series door is the industry standard
- Features standard 2 pane non heated glass package for coolers and 3 pane heated for freezers
- T-8 electronic lighting with optional Hi Definition LED lighting available
- T mullion design provides the strongest frame for durability and years of dependable service
- Exclusive hold open with no arm to bind
- Patented Kwik Torque and Kwik Level system comparable with more expensive doors
- Competitive price and value
- Optional features: gravity flow shelving and full length handles
- Years of dependable service

Door Height	67"	73"	79"
Net Opening Height	67⅛"	73⅛"	79⅛"

Custom heights available

Call to Order

NUMBER OF DOORS / NET OPENING WIDTH – Legacy Series Frame										
DOORS	**1**	**2**	**3**	**4**	**5**	**6**	**7**	**8**	**9**	**10**
23"	1' 11¾"	3' 10¾"	5' 9¾"	7' 8¾"	9' 7¾"	11' 6¾"	13' 5¾"	15' 4¾"	17' 3¾"	19' 2¾"
26"	2' 3½"	4' 6¼"	6' 9"	8' 11¾"	11' 2½"	13' 5¼"	15' 8"	17' 10¾"	20' 1½"	22' 4¼"
28"	2' 5½"	4' 10¼"	7' 3"	9' 7¾"	12' 0½"	14' 5¼"	16' 10"	19' 2¾"	21' 7½"	24' 0¼"
30"	2' 7"	5' 1¼"	7' 7½"	10' 1¾"	12' 8"	15' 2¼"	17' 8½"	20' 2¾"	22' 9"	25' 3¼"
DOORS	**11**	**12**	**13**	**14**	**15**	**16**	**17**	**18**	**19**	**20**
23"	21' 1¾"	23' 0¾"	24' 11¾"	26' 10¾"	28' 9¾"	30' 8¾"	32' 7¾"	34' 6¾"	36' 5¾"	38' 4¾"
26"	24' 7"	26' 9¾"	29' 0½"	31' 3¼"	33' 6"	35' 8¾"	37' 11½"	40' 2¼"	42' 5"	44' 7¾"
28"	26' 5"	28' 9¾"	31' 2½"	33' 7¼"	36'	38' 4¾"	40' 9½"	43' 2¼"	45' 7"	47' 11¾"
30"	27' 9½"	30' 3¾"	32' 10"	35' 4¼"	37' 10½"	40' 4¾"	42' 11"	45' 5¼"	47' 11½"	50' 5¾"

The FS Legacy Series – Economy Models (Low E Glass and Non-reversible Doors)

Environmentally Friendly Doors that meet 2009 Federal Standards
Featuring 2 and 3 Pane Low E glass packages

- The FS Legacy Series door is the industry standard
- Features standard 2 pane gas filled Low E glass package or 3 pane Low E glass package for California
- T-8 electronic lighting with optional Hi Definition LED lighting available
- T mullion design provides the strongest frame for durability and years of dependable service
- Exclusive hold open with no arm to bind
- Patented Kwik Torque and Kwik Level system comparable with more expensive doors
- Competitive price and value
- Optional features: gravity flow shelving and full length handles
- Years of dependable service

Door Height	67"	73"	79"
Net Opening Height	67⅛"	73⅛"	79⅛"

Custom heights available

Call to Order

NUMBER OF DOORS / NET OPENING WIDTH – FS Legacy Series Frame										
DOORS	**1**	**2**	**3**	**4**	**5**	**6**	**7**	**8**	**9**	**10**
24"	1' 11¾"	3' 10¾"	5' 9¾"	7' 8¾"	9' 7¾"	11' 6¾"	13' 5¾"	15' 4¾"	17' 3¾"	19' 2¾"
26"	2' 3½"	4' 6¼"	6' 9"	8' 11¾"	11' 2½"	13' 5¼"	15' 8"	17' 10¾"	20' 1½"	22' 4¼"
28"	2' 5½"	4' 10¼"	7' 3"	9' 7¾"	12' 0½"	14' 5¼"	16' 10"	19' 2¾"	21' 7½"	24' 0¼"
30"	2' 7"	5' 1¼"	7' 7½"	10' 1¾"	12' 8"	15' 2¼"	17' 8½"	20' 2¾"	22' 9"	25' 3¼"
DOORS	**11**	**12**	**13**	**14**	**15**	**16**	**17**	**18**	**19**	**20**
24"	21' 1¾"	23' 0¾"	24' 11¾"	26' 10¾"	28' 9¾"	30' 8¾"	32' 7¾"	34' 6¾"	36' 5¾"	38' 4¾"
26"	24' 7"	26' 9¾"	29' 0½"	31' 3¼"	33' 6"	35' 8¾"	37' 11½"	40' 2¼"	42' 5"	44' 7¾"
28"	26' 5"	28' 9¾"	31' 2½"	33' 7¼"	36'	38' 4¾"	40' 9½"	43' 2¼"	45' 7"	47' 11¾"
30"	27' 9½"	30' 3¾"	32' 10"	35' 4¼"	37' 10½"	40' 4¾"	42' 11"	45' 5¼"	47' 11½"	50' 5¾"

DOOR CLEANING & PROTECTION

NOTE: All dimensions in inches

Stainless Steel Polish

- Removes greasy films, water marks and fingerprints
- Repels water

Description	Order Number
10 Oz. Spray	**32-1704**
Quart Can	**32-1703**
Gallon Can	**32-1702**

32-1704

32-1703

32-1702

Stainless Steel Cleaner

- Cleans most water & oil based stains on stainless steel and other metal surfaces
- USDA authorized
- 17 oz. case of 12

Order Number
85-1103

Glass Cleaner

- Safe on mirrors, windows, glass, chrome, plastic, enamel and tile
- Anti-static
- Non-ammoniated
- Non-streaking
- 20 oz.

Order Number
85-1340

SCRATCH-B-GONE —
Your First Aid Kit For Stainless Steel

- Restores and cleans stainless steel appliances, sinks and grills quickly and easily
- Removes scratches, chemical stains, heat scorching, rust, scuffs or tape marks and makes it look like new, again!



Home Kit
Includes Training DVD

Order Number
76-1238

Professional Kit
Includes Training DVD

Order Number
76-1239

This new version of the Professional Kit includes:
(2) 2 oz. Ultra Shine lubricant and oxidant
(6) Grey fine finishing pads
(4) Brown surface reconditioning pads
(6) Red area abrasive strips
(8) Red coarse abrasive foam pads
(2) Micro fiber towels
(2) Tru-Metal test strips
(1) Rubber finger
(3) Abrasive handle tools
(1) Written instructions
(1) Demonstration DVD
(1) Heavy duty black plastic tool case

Individual Kit Parts Now Available

AP #85-1318	Ultra Shine Lubricant (2 Oz.)
AP #85-1319	Ultra Shine Lubricant (8 Oz.)
AP #85-1320	Finger strip replacement pad
AP #85-1321	Burgundy replacement pad
AP #85-1322	Brown replacement pad
AP #85-1323	Grey replacement pad
AP #85-1324	Microfiber towels (Pk/3)

STRIP CURTAINS & SWING DOORS

Strip Curtains

- Easimount® installs in no time. Saves on labor. Mount the lightweight aluminum track. Snap sturdy plastic glides onto strips. Slide strips onto track
- Rugged
- Sanitary
- Flexible, strong extruded aluminum track accepts strips in widths from 4" to 12" and up to 12 feet long
- Call If the size needed is not shown

Size	Strip	Order Number
31" x 84"	4"	**32-2181**
37" x 84"	4"	**32-2182**
33" x 84"	6"	**32-1232**
38" x 84"	6"	**32-1233**
42" x 84"	6"	**32-1234**
46" x 84"	6"	**32-1235**
51" x 84"	6"	**28-1464**
32" x 84"	8"	**32-1840**
38" x 84"	8"	**32-1853**
44" x 84"	8"	**32-1858**
50" x 84"	8"	**32-1862**
44" x 90"	8"	**32-1236**
50" x 90"	8"	**32-1237**

KASON®



Replacement Curtain Strips w/Cleat

Curtain Size	Thickness	Order Number
4" x 84"	.060	**32-2183**
6" x 84"	.060	**32-1238**
8" x 90"	.080	**32-1239**

Strip Curtain Replacement Parts

Description	Order Number
End Cap	**28-2429**
Cleat	**28-2427**

28-2429

28-2427

Thermaflex® Vinyl Swing Doors

- Easy-to-clean, clear vinyl material provides high visibility.
- Will not drag across product or snag on personnel or carts.
- Gravity hinge closes door quickly but gently.
- Exclusive adjustable cam block assures that the open door swings back to center position, even if the door jamb is out of line.
- Strong, versatile hinge adapts to all door widths; no waiting for special orders.
- Meets Sanitary Codes. Vinyl materials meet USDA/FDA, NSF and local standards.
- Low temp curtains are standard for all applications.
- 10 year rust-proof hinge warranty.
- Temperature range of -30° to 125°.

NSF

Order Number
90-1045

Material	Door Openings	Special Application
Clear PVC, .105 Gauge	30" to 72" Wide 72" to 96" High	Heavy Duty Hinges Available for Wide Doors
Temperature Range: -30° to 125°		

CALL FOR INFORMATION – 1-800-332-2500

Ordering Information

- **Thermaflex® Vinyl Swing Doors are custom made –** accurate width and height measurements of door opening are required
- Vinyl may be trimmed 3" up from bottom
- Available with and without mounting plates

Sure Swing Hinge

- Strong, stainless steel hinge and roller easily swings vinyl door opened and closed
- Adapts to all door widths

STRIP CURTAINS

Clear-Flex® II Strip Doors — Complete Kits

- Includes MaxBullet® aluminum mounting system and fasteners
- Energy-efficient, time-saving — reduce installation times by as much as 75% and replacement strip time by as much as 90%
- The MaxBullet® unique bullet-shaped locking feature allows for easy strip snap-on/snap-off installation, yet stays securely in place for heavy-duty daily use
- Low temp freezer/cooler reinforced PVC
- NSF Certified

Size	Strip	Thickness	Order Number
40" x 84"	6"	.060"	**32-2174**
40" x 84"	8"	.080"	**32-2175**

Replacement Strips & Hardware

Description	Size	Thickness	Order Number
Curtain Strip — Carton of 10 Strips	6" x 84"	.060"	**32-2176**
Curtain Strip Carton of 7 Strips	8" x 84"	.080"	**32-2177**
MaxBullet® Mounting System, 40"			**26-6130**

MaxBullet® Mounting System

EXACT FREIGHT COSTS UP-FRONT

NO MORE GUESSING.

AllPoints provides EXACT freight costs up-front allowing you to select the shipping option that best fits your needs and budget.

Call Today
800-332-2500

DOOR GASKETS

NOTE: All dimensions in inches

How to Measure a Gasket
(For Custom Made Gaskets)

Screw-On Gaskets are measured from the outside edge to the opposite outside edge.
Snap-In Gaskets are measured from dart to dart. Examples are provided below.

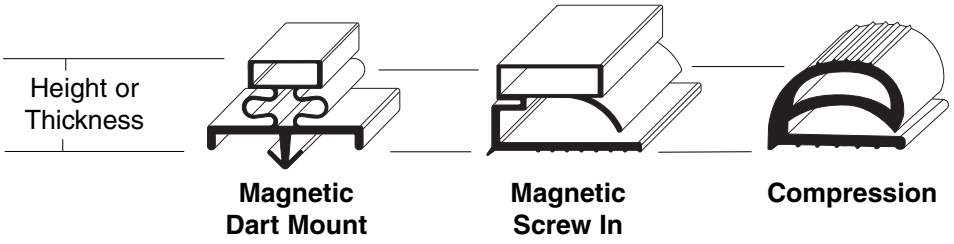

Magnetic Dart Mount | **Magnetic Screw In** | **Compression**

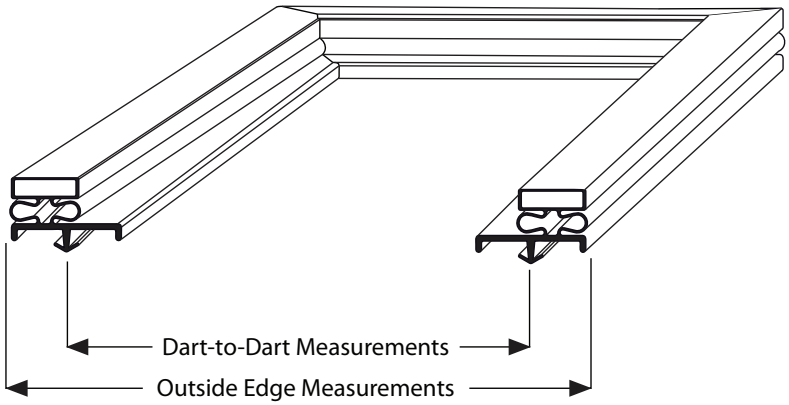

Note that the measurements include the vinyl part of the gasket that extends beyond the magnet or cushion.



3-Sided Gasket

- **Made of specially designed flexible vinyl – NSF sanctioned compounds**
- **Comes with welded corners**
- **Fast, easy installation**
- **Individually packaged to avoid distortion**

Installation

Install door gasket by rolling it into the retainer strip opening, then screwing or stapling it into place where appropriate. Ripples or creases must be removed to allow gasket to seal properly. They can be removed with the application of heat, such as:

- Immersing the gasket in 140° to 185° F water for 15-20 minutes
- Applying heat from an electric hair dryer or heat lamp before and after installation. *Care must be taken not to overheat, stretch, or melt the material.*
- If climate permits, laying the gasket out flat in the sun, *checking it often to avoid overheating or melting of the material.*

For **Custom Gasket Order Form** See Pages 503-504

For **Heat Gun** See Page 117

DOOR GASKETS — OEM

NOTE: All dimensions in inches

ANTHONY

Profile	Description	Color	OEM No.	Order Number
MD7	21 9/16" x 59" D2D	Black	02-14160-2001	**74-1193**
MD7	22" x 26" D2D	Black	02-14160-2002	**74-1194**
MD7	22 1/16" x 52 5/8" D2D	Black	02-14160-2003	**74-1195**
MD7	28 3/4" x 59 1/2" D2D	Black	02-14160-2004	**74-1196**
MD7	28 3/4" x 62 3/16" D2D	Black	02-14160-2006	**74-1197**
MD7	28 3/4" x 63 13/16" D2D	Black	02-14060-2007	**74-1198**
MD7	28 3/4" x 71 7/8" D2D	Black	02-14160-2008	**74-1199**
MD7	28 3/4" x 61 5/8" D2D	Black	02-14160-2009	**74-1200**
MD7	22 1/16" x 63 7/8" D2D	Black	02-14160-2010	**74-1201**
MD7	28 1/16" x 59" D2D	Black	02-14160-2011	**74-1202**
MD7	28 1/16" x 61 3/8" D2D	Black	02-14160-2012	**74-1203**
MD7	22 1/16" x 71 7/8" D2D	Black	02-14160-2013	**74-1204**
MD7	31 3/8" x 61 5/8" D2D	Black	02-14160-2014	**74-1205**
MD7	28 1/16" x 63 7/8" D2D	Black	02-14160-2015	**74-1206**
MD7	28 1/16" x 65 3/8" D2D	Black	02-14160-2016	**74-1207**
MD7	25 1/4" x 69 7/8" D2D	Black	02-14160-2017	**74-1208**
MD7	27 15/16" x 61 3/8" D2D	Black	02-14160-2018	**74-1209**
MD7	28 5/8" x 63 7/8" D2D	Black	02-14160-2020	**74-1210**
MD7	25 1/4" x 71 1/8" D2D	Black	02-14160-2021	**74-1211**
MD7	27 1/4" x 71 7/8" D2D	Black	02-14160-2022	**74-1212**
MD7	28 3/4" x 75 7/8" D2D	Black	02-14160-2023	**74-1213**
MD8	26 1/8" x 44 3/8"	Black	02-14802-0005	**74-1214**
MD9	21 3/4" x 34 1/2"	Black	—	**74-1215**
MD9	21 3/4" x 50 3/4"	Black	—	**74-1216**
MD9	21 3/4" x 64"	Black	02-10090-0001	**74-1217**
MD9	25 1/4" x 64"	Black	02-10090-0009	**74-1218**
MD9	25 1/4" x 70"	Black	02-10090-0005	**74-1219**
MD9	27 1/4" x 70"	Black	—	**74-1220**
MD9	27 1/4" x 76"	Black	—	**74-1221**
MD9	28 3/4" x 33"	Black	—	**74-1222**
MD9	28 3/4" x 64"	Black	02-10090-0010	**74-1223**
MD9	28 3/4" x 70"	Black	02-10090-0011	**74-1224**
MD9	28 3/4" x 76"	Black	02-10090-0013	**74-1225**
MD10	21 3/4" x 50 3/4"	Black	20-11389-0001	**74-1226**
MD10	21 3/4" x 64"	Black	20-11389-0002	**74-1227**
MD10	25 1/4" x 70"	Black	20-11389-0003	**74-1228**
MD10	27 1/4" x 70"	Black	20-11389-0004	**74-1229**
MD10	28 3/4" x 64"	Black	20-11389-0006	**74-1230**
MD10	28 3/4" x 70"	Black	20-11389-0005	**74-1231**
MD10	28 3/4" x 76"	Black	20-11389-0007	**74-1232**

D2D = Dart to Dart

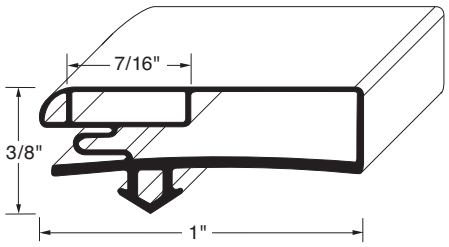

Profile MD7

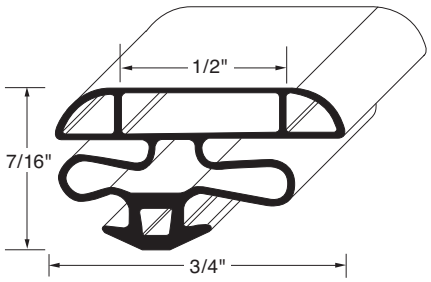

Profile MD8

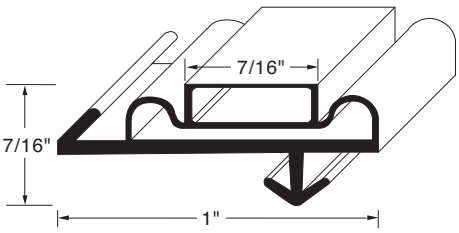

Profile MD9

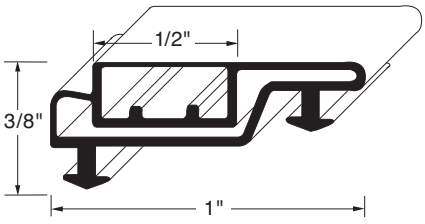

Profile MD10

For **General Use Gaskets**
See Pages 116-118

For **Custom Gaskets**
See Pages 119-120

DOOR GASKETS — OEM (CONT.)

NOTE: All dimensions in inches

ARCTIC AIR

Profile	Description	Color	OEM No.	Order Number
MS18	31¼" x 61⅝"	Gray	216522315	**74-1244**

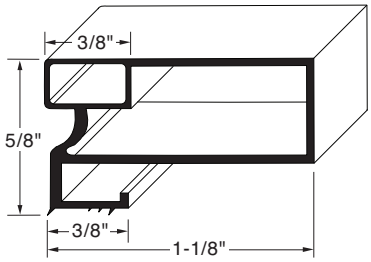

Profile MS18

BALLY

Profile	Description	Color	OEM No.	Order Number
MD28	35⅝" x 77¾"	Gray	016546	**74-1450**
MD28	35⅝" x 75¾"	Gray	016545	**74-1452**
—	35⅝", Sweep	Gray	016611	**74-1451**

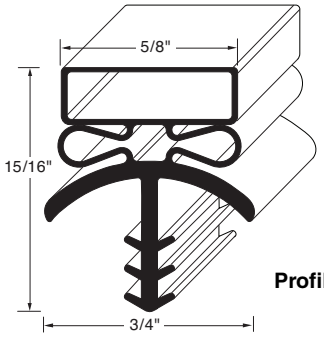

Profile MD28

74-1451

See Our Web Site to Place Your Orders and More!

Search Our Entire Inventory @ www.AllPointsFPS.com

Log into your account and you can...

- ***Check Current Pricing and Availability***
- ***Place Orders Anytime — Day or Night***
- ***Download Current Pricing, Forms and More***
- ***View Product Description & Model Usage***
- ***View Order History***
- ***Track Shipments***
- ***Check Order Status***
- ***View Account Information***
- ***Save Time with Quick Order***

DOOR GASKETS — OEM (CONT.)

BEVERAGE AIR

Profile	Description	Color	OEM No.	Order Number
CD2	15½"	Gray	712-025D-01	**74-1298**
CD2	15" x 48"	Gray	712-024D-02	**74-1364**
CD2	34"	Gray	712-025D-02	**74-1365**
MD11	22⅜" x 31⅜"	Black	703-372-CAA	**74-1005**
MD11	21½" x 31½"	Black	703-587C	**74-1247**
MD11	8¼" x 42⅝"	Black	712-013C-02	**74-1322**
MD11	20¾" x 29¼"	Black	703-195CAA	**74-1357**
MD11	19" x 31¼"	Black	703-583C	**74-1358**
MD11	19" x 30½"	Black	703-882C	**74-1360**
MD12	21⅛" x 23"	Gray	703-963D-03	**74-1001**
MD12	22⅜" x 24"	Gray	703-963D-02	**74-1002**
MD12	23⅛" x 25⅛"	Gray	703-963D-05	**74-1003**
MD12	23" x 63"	Gray	712-963D-04	**74-1004**
MD12	23⅞" x 52⅝"	Gray	703-988C-01	**74-1088**
MD12	18¼" x 30⅛"	Gray	703-677C	**74-1121**
MD12	15¼" x 19½"	Gray	703-963D-01	**74-1122**
MD12	17" x 19⅝"	Gray	703-963D-11	**74-1296**
MD12	19⅜" x 30⅛"	Black	703-678C	**74-1359**
MD13	21" x 23"	Gray		**74-1078**
MD13	23⅛" x 24⅛"	Gray		**74-1079**
MD13	23⅛" x 25⅛"	Gray		**74-1080**
MD13	23⅛" x 62¾"	Gray	712-012D-02	**74-1081**
MD13	9" x 28⅞"	Gray	712012D04	**74-1246**
MD13	7" x 28 13/16"	Gray	712012D05	**74-1248**
MD14	24⅜" x 54"	Gray	703-963D-13	**74-1249**
MD16	23 15/16" x 53¾"	Gray	741118	**74-1118**
MD16	23" x 53⅜"	Gray	7121-013C-05	**74-1120**
MD16	21½" x 31½"	Black	712-013C-07	**74-1245**
MD16	25" x 53½"	Black	712-013C-02	**74-1297**
MD16	21¾" x 49½"	Black	712-013C-01	**74-1362**
MD16	27¾" x 53¾"	Black	712-013C-03	**74-1363**
MD17	52"	Black	703-814B	**74-1107**
MD22	9¾" x 33"	Gray	712-024D-04	**74-1119**
MD34	23⅛" x 31"	Gray	712-012D-01	**74-1082**
MD34	14⅝" x 19⅝"	Black	712-012D-13	**74-1361**
MD38	25½" x 53½"	Black	30223L0212	**74-1237**

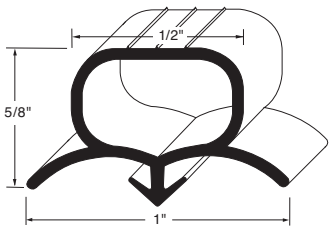

Profile CD2

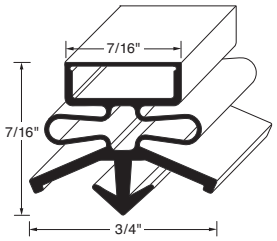

Profile MD11

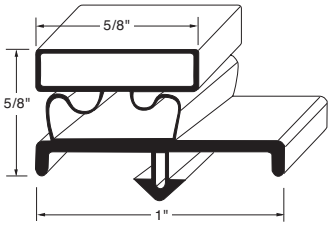

Profile MD12

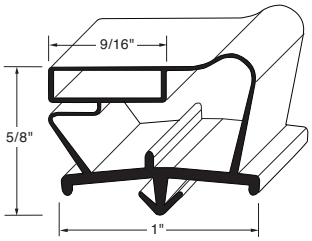

Profile MD13

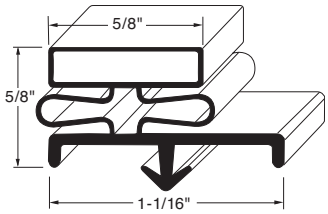

Profile MD14

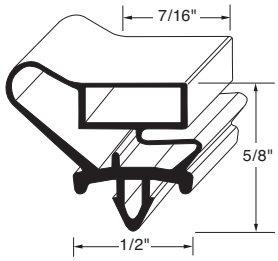

Profile MD16

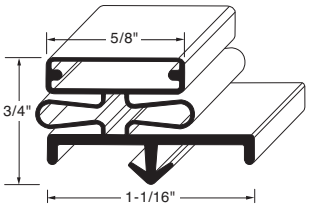

Profile MD17

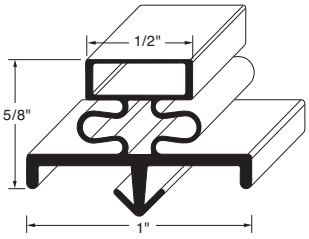

Profile MD22

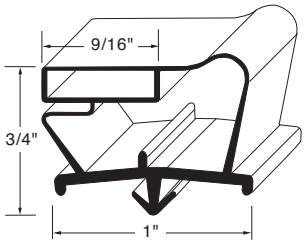

Profile MD34

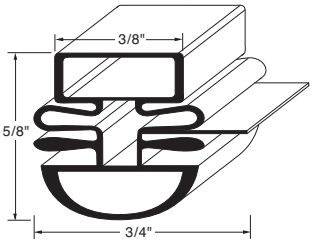

Profile MD38

DOOR GASKETS — OEM (CONT.)

NOTE: All dimensions in inches

CONTINENTAL

Profile	Description	Color	OEM No.	Order Number
MD11	31 1/2" x 60 1/2"	Gray	2-731	**74-1253**
MD21	31 5/8" x 59 7/16"	Gray	2-722	**74-1250**
MD23	22 1/2" x 25 1/2"	Gray	2-705	**74-1089**
MD23	23 1/4" x 25 1/4"	Gray	2-711	**74-1251**
MD23	21 3/8" x 60 1/2"	Gray	2-723	**74-1252**
MD23	25 3/8" x 26 1/4"	Gray	2-706	**74-1329**

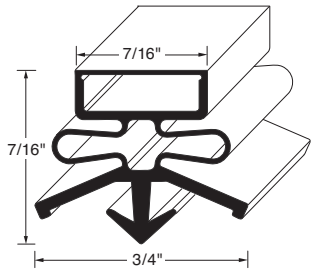

Profile MD11

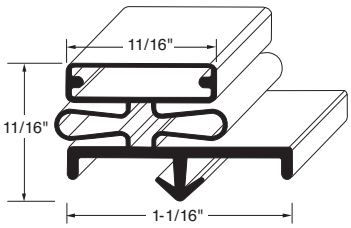

Profile MD21

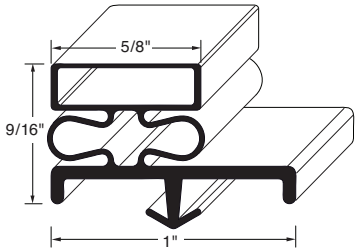

Profile MD23

CORNELIUS

Profile	Description	Color	OEM No.	Order Number
MD2	27 1/4" x 56 1/16"	Black	GA-214-B	**74-1326**

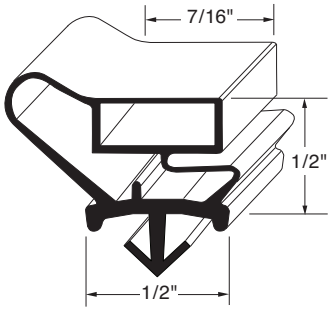

Profile MD2

Fast Shipments for FASTER REPAIRS

All Orders received by 6:45 pm EST ***ship the same day****

For additional shipping information, see page ii of this catalog.

*Subject to inventory availability. U.S. Only.

DOOR GASKETS — OEM (CONT.)

DELFIELD

Profile	Description	Color	OEM No.	Order Number
—	Per Ft.	Gray	6230253	**32-1803**
—	Per Ft.	Gray	1701014	**32-1804**
MD8	23 5/8" x 29 9/16"	Black	MCC15742	**74-1460**
MD15	24 5/16" x 60 5/8"	Black	MCC673	**74-1459**
MD18	23 1/8" x 59 3/8"	Blue	1701341	**74-1174**
MD19	7 1/8" x 29"	Blue	1701062	**74-1018**
MD19	18 7/8" x 19 13/16"	Blue	TBP60017	**74-1125**
MD19	9 1/2" x 15 13/16"	Blue	1701057	**74-1181**
MD19	24 3/4" x 26 1/8"	Blue	1701087	**74-1187**
MD19	20 3/4" x 21 3/4"	Blue	1701070	**74-1260**
MD20	15 1/2" x 14 7/8"	Blue	KR000753	**74-1131**
MD21	24 9/16" x 60 1/2"	Gray	1702201	**74-1123**
MD21	22 7/8" x 28 1/4"	Gray	1702302	**74-1176**
MD21	22 3/4" x 59 1/4"	Blue	1702295	**74-1254**
MD21	28 3/4" x 67 1/2", 3 Sided	Gray	MCC203	**74-1273**
MD21	27 1/4" x 30 3/4"	Blue	1701120	**74-1325**
MD21	24 1/2" x 29"	Gray	1702202	**74-1373**
MD21	24 1/2" x 60 5/8"	Gray	1702209	**74-1374**
MD21	29" x 66 3/8"	Gray	1702850	**74-1384**
MD21	19 9/16" x 29 9/16"	Gray	MCC13276	**74-1457**
MD21	19 9/16" x 27 1/8"	Gray	MCC13799	**74-1458**
MD21	23" x 27 1/8"	Gray	1702878	**74-1462**
MD22	20 1/2" x 25 1/2"	Gray	MCC14498	**74-1019**
MD22	24 1/2" x 26 3/4"	Gray	MCC14499	**74-1020**
MD22	25" x 25 1/2"	Gray	MCC14497	**74-1464**
MD23	22 3/4" x 29 1/2"	Gray	MCC0605	**74-1025**
MD23	23" x 60 1/2"	Gray	MCC0606	**74-1026**
MD36	24" x 29 15/16"	Blue	1701289	**74-1124**
MD36	23 1/4" x 28 1/4"	Gray	1702752	**74-1304**
MD36	25 1/4" x 29 3/8"	Gray	1702745	**74-1382**
MD40	8" x 33"	Gray	2GADM008001	**74-1461**

32-1803

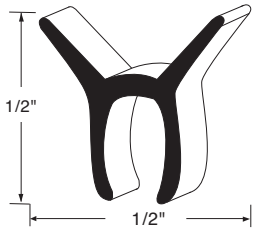

32-1804

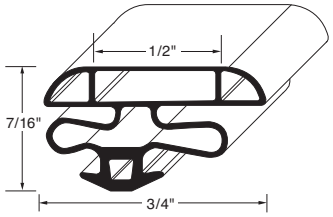

Profile MD8

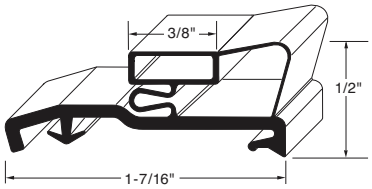

Profile MD15

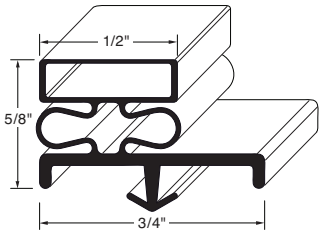

Profile MD18

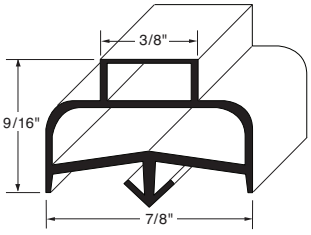

Profile MD19

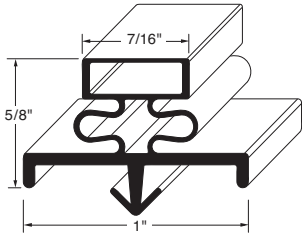

Profile MD20

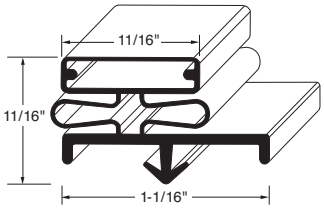

Profile MD21

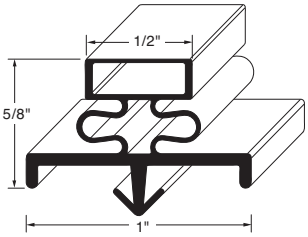

Profile MD22

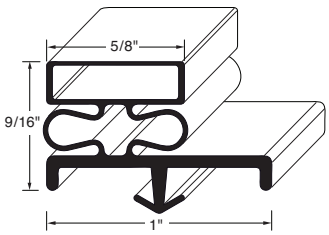

Profile MD23

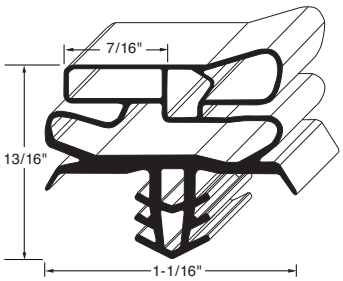

Profile MD36

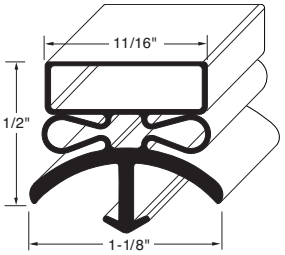

Profile MD40

DOOR GASKETS — OEM (CONT.)

NOTE: All dimensions in inches

DELFIELD (CONT.)

Profile	Description	Color	OEM No.	Order Number
MP2	23 7/8" x 24 7/8"	Blue	1701185	**74-1083**
MP2	15 7/16" x 24 1/16"	Blue	1701189	**74-1084**
MP2	10 3/4" x 24 3/4"	Blue	1701192	**74-1085**
MP2	7 3/8" x 29 1/4"	Blue	1701197	**74-1086**
MP2	22 1/2" x 25 1/2"	Blue	1702473	**74-1087**
MP2	24 3/4" x 27 1/2"	Blue	1702623	**74-1090**
MP2	10 7/8" x 16 7/8"	Blue	1701190	**74-1091**
MP2	25 3/8" x 25 1/2"	Blue	1702474	**74-1115**
MP2	21 3/4" x 27 1/2"	Blue	1702622	**74-1184**
MP2	25 1/2" x 30 1/2"	Blue	1702475	**74-1255**
MP2	16 7/8" x 23 7/8"	Blue	1701183	**74-1256**
MP2	25 1/2" x 28 7/16"	Blue	1702562	**74-1257**
MP2	12 3/8" x 24 7/8"	Blue	1702503	**74-1258**
MP2	23" x 59"	Blue	1702751	**74-1259**
MP2	21 7/8" x 24"	Blue	1701184	**74-1262**
MP2	10 7/8" x 21 7/8"	Blue	1701191	**74-1263**
MP2	13" x 30"	Blue	1702522	**74-1305**
MP2	23 7/8" x 29 7/8"	Blue	1701186	**74-1323**
MP2	15" x 21 1/4"	Blue	1701188	**74-1367**
MP2	10 7/8" x 29 7/8"	Blue	1701193	**74-1368**
MP2	7 1/2" x 24 3/8"	Blue	1701196	**74-1369**
MP2	8 3/16" x 25 5/16"	Blue	1702476	**74-1375**
MP2	13" x 25"	Blue	1702424	**74-1376**
MP5	22 1/2" x 58 5/16"	Gray	1702796	**74-1345**
MP5	22 3/4" x 28 3/8"	Gray	1702797	**74-1346**
MP5	23 7/8" x 60 15/16"	Gray	1701288	**74-1370**
MP5	24 15/16" x 60 15/16"	Gray	1701318	**74-1371**
MP5	24 1/4" x 29 3/4"	Gray	1701319	**74-1372**
MP5	23 3/4" x 25"	Gray	1702641	**74-1380**
MP5	25" x 59 3/8"	Gray	1702744	**74-1381**
MP5	25 1/4" x 29 3/8"	Gray	1702745	**74-1382**
MP5	30" x 73 1/2"	Gray	1702748	**74-1383**
MP5	29 1/4" x 59 5/8"	Gray	1702909	**74-1385**
MS6	23 1/8" x 28 1/2"	Blue	1702056	**74-1011**
MS6	23 1/8" x 59 1/4"	Blue	1702009	**74-1012**
MS6	24 13/16" x 27 1/4"	Blue	1702144	**74-1014**
MS6	15 13/16" x 21 1/4"	Blue	1702146	**74-1168**
MS7	15 1/2" x 20 5/8"	Blue	1702001	**74-1015**
MS7	20 1/2" x 21 1/4"	Blue	1702003	**74-1016**
MS7	24 1/2" x 25 1/2"	Blue	1702110	**74-1017**
MS7	14 7/8" x 18"	Blue	TBP30001	**74-1158**
MS7	9 1/8" x 21 5/8"	Blue	1702008N	**74-1261**
MS7	15 1/8" x 21 3/8"	Blue	N/A	**74-1264**
MS11	7 5/8" x 24 3/8"	Blue	1702011	**74-1006**
MS11	9 1/8" x 21 1/8"	Blue	1702009 OS	**74-1007**
MS11	15 1/4" x 20 5/8"	Blue	1702001	**74-1008**
MS11	20 5/8" x 21 1/4"	Blue	1702003	**74-1009**
MS11	21 3/4" x 27 1/8"	Blue	1702060	**74-1010**
MS11	24 1/2" x 25 1/2"	Blue	1702110 OS	**74-1013**
MS11	21 13/16" x 27 1/4"	Blue	1702147	**74-1092**
MS11	24 13/16" x 27 1/4"	Blue	1702144	**74-1097**

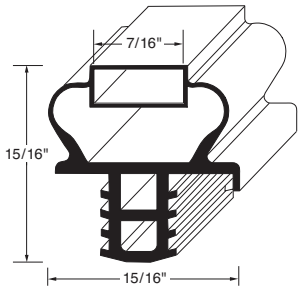

Profile MP2

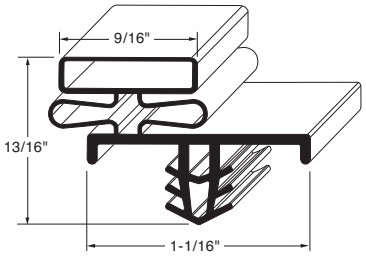

Profile MP5

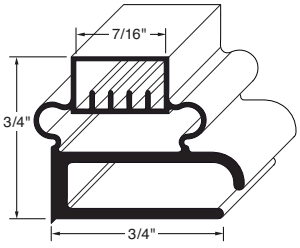

Profile MS6

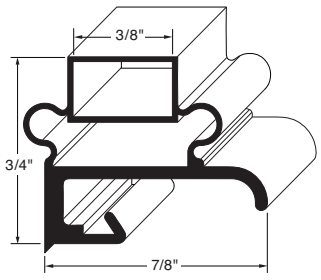

Profile MS7

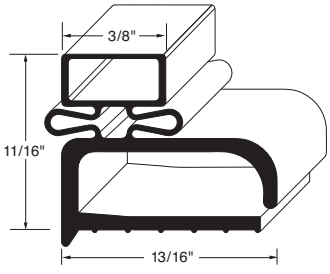

Profile MS11

DOOR GASKETS — OEM (CONT.)

NOTE: All dimensions in inches

DELFIELD (CONT.)

Profile	Description	Color	OEM No.	Order Number
—	15⅛", Bumper	Black	3233921	**74-1386**
—	36¾", Bumper	Gray	3233930	**74-1387**
—	31¾", Bumper	Black	3234808	**74-1388**
—	30⁷⁄₁₆", Wiper	Black	3234809	**74-1389**
—	Sweep, Per Ft.	Gray	1702190	**74-1128**

74-1386, 74-1387, 74-1388



74-1389

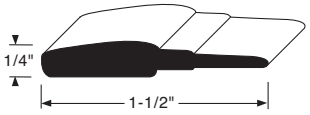

74-1128

GLASTENDER

Profile	Description	Color	OEM No.	Order Number
CS1	10¼" x 18½"	Black	11000069	**74-1392**
MD21	23½" x 32½"	Black	06001304	**74-1265**
MD21	23½" x 26½"	Black	06001307	**74-1266**
MD21	19¼" x 32½"	Black	06001309	**74-1267**
MD21	23⅛" x 25⅛"	Black	11000068	**74-1393**
MD21	23⅜" x 23⅝"	Black	07000131	**74-1395**
—	33½", Wiper	Gray	07000130	**74-1394***
MD23	22¼" x 32"	Gray	06004390	**74-1396**

*Image not shown

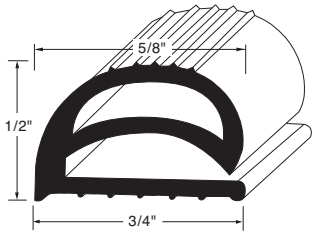

Profile CS1

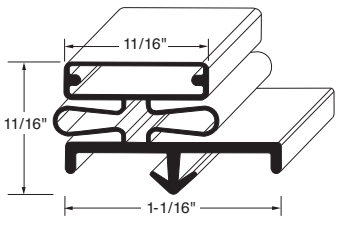

Profile MD21

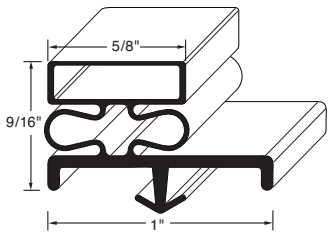

Profile MD23

For **General Use Gaskets**
See Pages 116-118

For **Custom Gaskets**
See Pages 119-120

DOOR GASKETS — OEM (CONT.)

GLENCO

Profile	Description	Color	OEM No.	Order Number
MD22	20½" x 25½"	Gray	SP691-22	**74-1019**
MD22	24½" x 26 3/4"	Gray	SP691-24	**74-1020**
MD22	24½" x 62½"	Gray	SP691-1	**74-1021**
MD22	25¼" x 25½"	Gray	SP691-21	**74-1022**

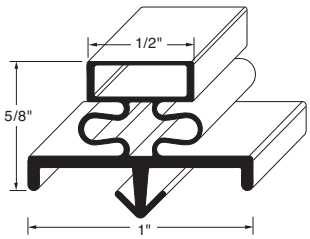

Profile MD22

HOBART

Profile	Description	Color	OEM No.	Order Number
MD23	36 3/16" x 77 9/32", 3-Sided	Gray	266379-1	**74-1102**
MD23	36" x 76¾", 3-Sided	Gray	249555-1	**74-1268**
MS8	24½" x 29½"	Gray	280984-2	**74-1023**
MS8	24⅜" x 60 11/16"	Gray	280984-3	**74-1024**
MS8	29 13/32" x 69 1/16", 3-Sided	Gray	280984-10	**74-1104**
MS8	24½"" x 25½"	Gray	280984-5	**74-1269**

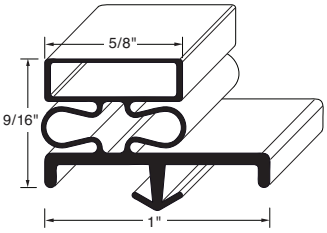

Profile MD23

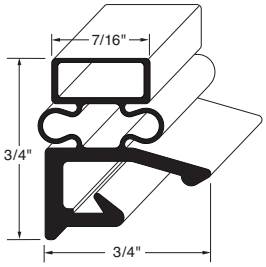

Profile MS8

HOSHIZAKI

Profile	Description	Color	OEM No.	Order Number
MD5	23¾" x 28¾"	Gray	3A0273-02	**74-1192**

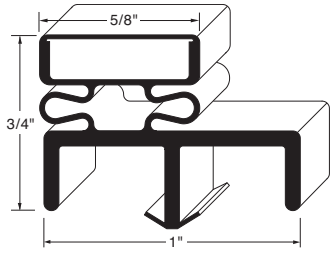

Profile MD5

ICE-O-MATIC

Profile	Description	Color	OEM No.	Order Number
—	Bin Door, Per Ft.	Black	6081036-01	**74-1391**



74-1391

DOOR GASKETS — OEM (CONT.)

JADE

Profile	Description	Color	OEM No.	Order Number
CS1	7¾" x 28½"	Gray	2100010444	**74-1343**

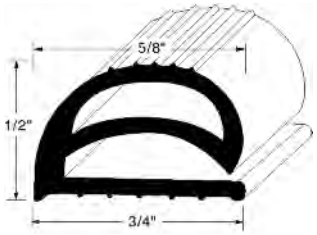

Profile CS1

JORDAN-FOGEL (SEE FOGEL/JORDAN)

Profile	Description	Color	OEM No.	Order Number
MD2	27¼" x 56 1/16"	Black	GA-214-B	**74-1326**

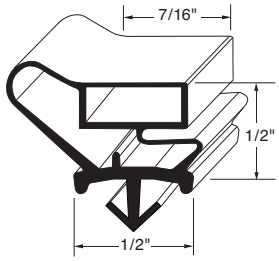

Profile MD2

KOLPAK

Profile	Description	Color	OEM No.	Order Number
MD3	36¼" x 79", 3-Sided	Gray	25567-1075	**74-1445**
MD21	35⅞" x 78", 3-Sided	Gray	1895	**74-1272**
MD21	28¾" x 67½", 3-Sided	Gray	0203	**74-1273**
MD21	35¾" x 79½", 3-Sided	Gray	0988	**74-1274**
MD23	36" x 78½", 3-Sided, RH	Gray	53312-2565	**74-1071**
MD23	36" x 78½", 3-Sided, LH	Gray	53311-2565	**74-1072**
MD23	32" x 78½", 3-Sided, LH	Gray	22618-1075	**74-1292**
MD23	38" x 78½", 3-Sided, LH	Gray	22619-1075	**74-1293**
MD23	32" x 78½", 3-Sided, RH	Gray	22614-1075	**74-1294**
MD23	38 1/16" x 78½", 3-Sided, RH	Gray	22615-1075	**74-1295**
MD23	36" x 77 13/16", 3-Sided, RH	Gray	54480-2565	**74-1446**
MD23	36" x 80", 4-Sided	Gray	54484-1075	**74-1447**
MD30	36¼" x 78", 4-Sided	Gray	22525-1075	**74-1073**
MD30	32⅜" x 77½", 3-Sided	Gray	22514-1075	**74-1440**
MD30	32⅜" x 77½", 3-Sided, LH	Gray	22515-1075	**74-1441**
MD30	38¼" x 77", 3-Sided, LH	Gray	22517-1075	**74-1442**
MD30	36½" x 77½", 3-Sided, RH	Gray	22518-1075	**74-1443**
MD30	36½" x 77½", 3-Sided, LH	Gray	22519-1075	**74-1444**

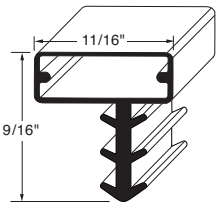

Profile MD3

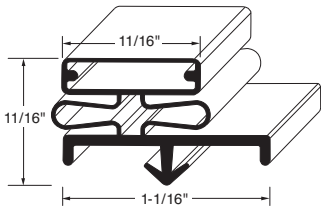

Profile MD21

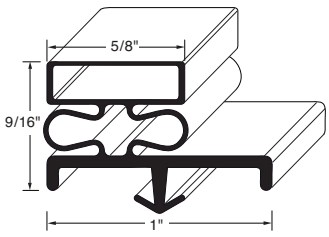

Profile MD23

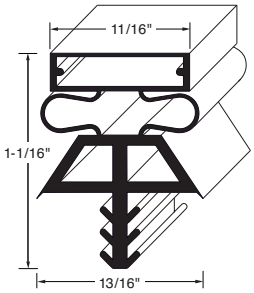

Profile MD30

DOOR GASKETS — OEM (CONT.)

NOTE: All dimensions in inches

MANITOWOC

Profile	Description	Color	OEM No.	Order Number
MD6	24" x 63½"	Gray	4408513	**74-1366**

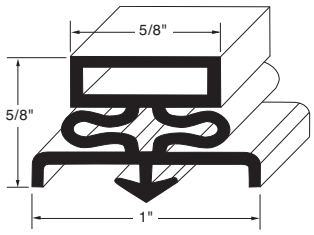

Profile MD6

MASTERBILT

Profile	Description	Color	OEM No.	Order Number
MD14	23" x 60"	Gray	37-01211	**74-1448**
MD14	37½" x 77¼"	Gray	37-01254	**74-1449**
MD21	35¾" x 75", 3-Sided	Gray	37-00502	**74-1271**
MD37	25½" x 26½"	Black	02-70993	**74-1239**
MD37	25" x 53"	Black	02-71478	**74-1242**
MD38	25½" x 53½"	Black	02-70984	**74-1237**
MD38	22" x 26½"	Black	02-71056	**74-1238**
MD38	24½" x 27"	Black	02-71304	**74-1240**
MS4	36½" x 80", 3-Sided	Gray	N/A	**74-1270**

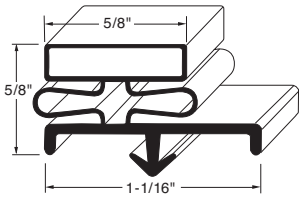

Profile MD14

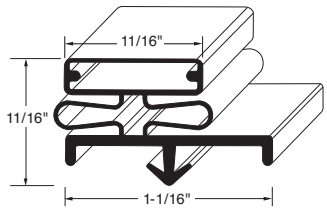

Profile MD21

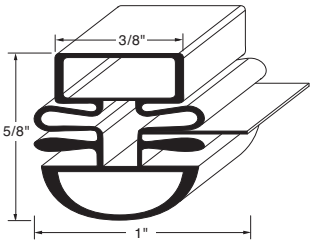

Profile MD37

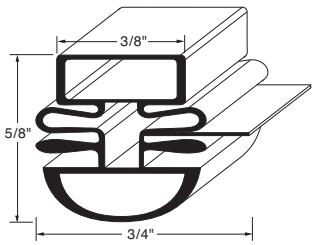

Profile MD38

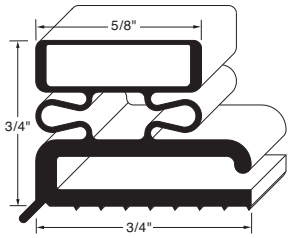

Profile MS4

QuickTip

Methods for Straightening Gaskets

For gaskets to seal properly, ripples or kinks must be removed. You can speed up the return to the original shape with the application of heat, such as:

- Immersing the gasket in 140° to 185°F water for 15-20 minutes
- Applying heat from an electric hair dryer or heat lamp before and after installation. *Care must be taken not to overheat, stretch, or melt the material.*
- If climate permits, laying the gasket out flat in the sun, *checking it often to avoid overheating or melting of the material.*

DOOR GASKETS — OEM (CONT.)

NOTE: All dimensions in inches

McCALL/KOLPAK

Profile	Description	Color	OEM No.	Order Number
MD8	23 5/8" x 29 9/16"	Black	MCC15742	**74-1460**
MD15	24 5/16" x 60 5/8"	Black	MCC673	**74-1459**
MD21	35 7/8" x 78", 3-Sided	Gray	1895	**74-1272**
MD21	28 3/4" x 67 1/2", 3-Sided	Gray	0203	**74-1273**
MD21	35 3/4" x 79 1/2", 3-Sided	Gray	0988	**74-1274**
MD21	29" x 66 3/8"	Gray	14064	**74-1384**
MD21	19 9/16" x 29 9/16"	Gray	MCC13276	**74-1457**
MD21	19 9/16" x 27 1/8"	Gray	MCC13799	**74-1458**
MD21	23" x 27 1/8"	Gray	MCC13580	**74-1462**
MD22	20 1/2" x 25 1/2"	Gray	MCC14498	**74-1019**
MD22	24 1/2" x 26 3/4"	Gray	MCC14499	**74-1020**
MD22	24 1/2" x 62 1/2"	Gray	2GAD0691-001	**74-1021**
MD22	25 1/4" x 25 1/2"	Gray	2GAD0691-021	**74-1022**
MD22	25" x 25 1/2"	Gray	MCC14497	**74-1464**
MD23	22 3/4" x 29 1/2"	Gray	0605	**74-1025**
MD23	23" x 60 1/2"	Gray	0606	**74-1026**
MD40	8" x 33"	Gray	MCC2GAD-M008-001	**74-1461**

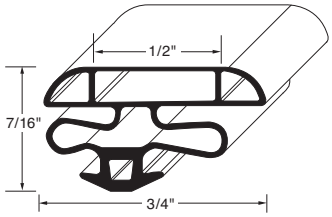

Profile MD8

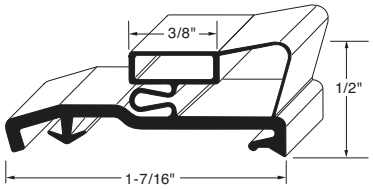

Profile MD15

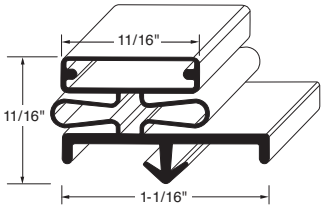

Profile MD21

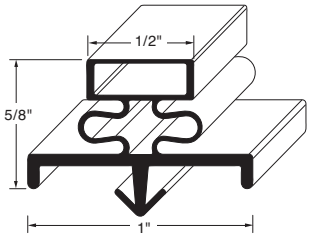

Profile MD22

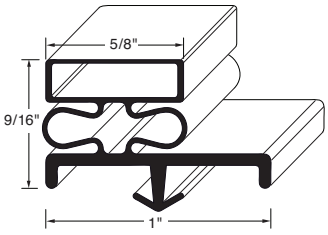

Profile MD23

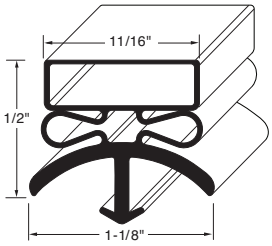

Profile MD40

NORLAKE

Profile	Description	Color	OEM No.	Order Number
MD21	28 3/4" x 67"	Gray	028339	**74-1163**
MD21	20 1/4" x 22 1/2"	Gray	092635	**74-1164**
MD21	28 3/4" x 67"	Gray	028338	**74-1166**
MD21	28 1/2" x 78 3/4"	Gray	037454	**74-1167**
MD33	28 1/2" x 78 3/4"	Gray	037453	**74-1165**
MD35	38 1/2" x 79", RH Hinge Filler	—	003724	**74-1275**
MD35	32 1/2" x 79", LH Hinge Filler	—	003723	**74-1276**
—	1 7/8" x 28 1/2", Door Sweep, Screw Mount	—	118638	**74-1103**

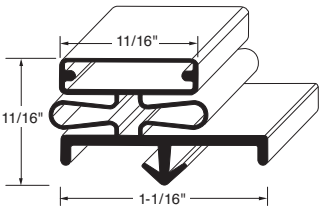

Profile MD21

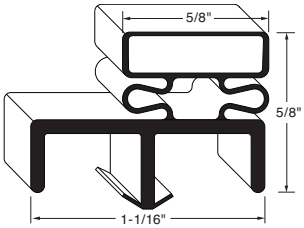

Profile MD33

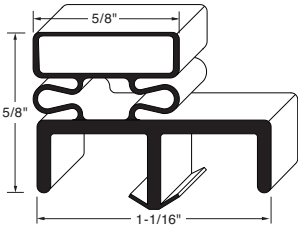

Profile MD35

74-1103

DOOR GASKETS — OEM (CONT.)

NOTE: All dimensions in inches

PERLICK

Profile	Description	Color	OEM No.	Order Number
MD11	21 1/8" x 29 3/4"	Black	62085-1	**74-1425**
MD34	21 3/4" x 29 1/2"	Black	66237-4	**74-1426**
MS11	20" x 30 1/4"	Gray	C18992-1	**74-1027**
MS11	20" x 25 1/2"	Gray	C25166-1	**74-1028**
MS11	20 1/8" x 32 5/8"	Gray	C32046-1	**74-1277**

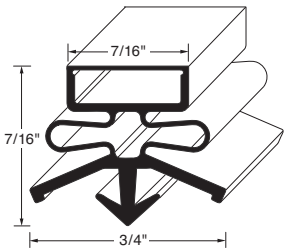

Profile MD11

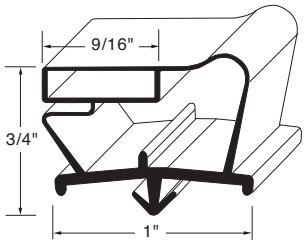

Profile MD34

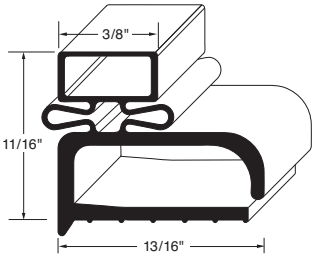

Profile MS11

RANDELL

Profile	Description	Color	OEM No.	Order Number
MD11	16 1/8" x 20 5/8"	Black	INGSK0200	**74-1428**
MD14	24 1/2" x 58"	Gray	INGSK320	**74-1331**
MD21	26 1/8" x 58"	Gray	INGSK325	**74-1300**
MD21	26 1/8" x 27 1/8"	Gray	INGSK315	**74-1439**

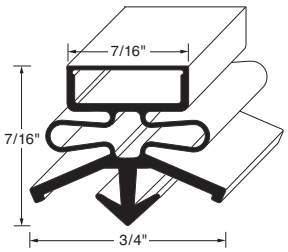

Profile MD11

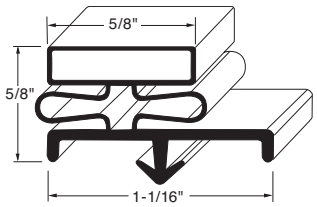

Profile MD14

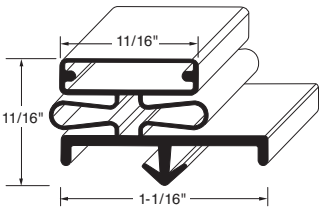

Profile MD21

For
Gasket Cements
See Page 119

DOOR GASKETS — OEM (CONT.)

NOTE: All dimensions in inches

RANDELL (CONT.)

Profile	Description	Color	OEM No.	Order Number
MP3	24 1/4" x 24 1/4"	Gray	INGSK1030	**74-1108**
MP3	22 1/2" x 24 9/16"	Gray	INGSK1015	**74-1109**
MP3	21 1/2" x 24 1/4"	Gray	INGSK1025	**74-1110**
MP3	7 1/4" x 29 3/4"	Gray	INGSK1075	**74-1117**
MP3	11 5/16" x 24 3/4"	Gray	INGSK1046	**74-1136**
MP3	7 5/16" x 24 7/8"	Gray	INGSK1070	**74-1138**
MP3	21 9/16" x 22 1/2"	Gray	INGSK1010	**74-1140**
MP3	10 1/4" x 24 9/16"	Gray	INGSK1045	**74-1141**
MP3	25 3/4" x 27 1/2"	Gray	INGSK0108	**74-1142**
MP3	15 9/16" x 24 1/4"	Gray	INGSK1020	**74-1143**
MP3	13" x 24 3/4"	Gray	INGSK1048	**74-1144**
MP3	9 3/4" x 24 1/2"	Gray	INGSK1047	**74-1145**
MP3	11 1/4" x 30 1/4"	Gray	INGSK1037	**74-1278**
MP3	25 15/16" x 57 1/2"	Gray	INGSK0113	**74-1280**
MP3	13 1/4" x 22"	Gray	INGSK1042	**74-1281**
MP3	10 3/8" x 21 7/8"	Gray	INGSK1040	**74-1284**
MP3	24 1/4" x 57 1/2"	Gray	INGSK0111	**74-1299**
MP3	18 1/2" x 24 1/2"	Gray	INGSK9902	**74-1301**
MP3	10" x 22"	Gray	INGSK1043	**74-1330**
MP3	24 1/4" x 27 1/2"	Gray	INGSK0106	**74-1402**
MP3	10 1/4" x 29 3/4"	Gray	INGSK1050	**74-1404**
MP3	7 1/4" x 16 3/4"	Gray	INGSK1081	**74-1405**
MP3	10 3/8" x 15 7/8"	Gray	INGSK1035	**74-1429**
MP3	13 15/16" x 16"	Gray	INGSK1038	**74-1430**
MP3	9 5/16" x 16"	Gray	INGSK1039	**74-1431**
MP3	11 5/16" x 21 3/4"	Gray	INGSK1041	**74-1432**
MS11	7 5/8" x 24 3/8"	Blue	INGSK195	**74-1006**
MS11	9 7/8" x 21 1/4"	Gray	INGSK225	**74-1029**
MS11	15 1/4" x 22 1/4"	Gray	INGSK145	**74-1030**
MS11	17 1/8" x 23 5/8"	Gray	INGSK155	**74-1031**
MS11	21 1/4" x 24 1/4"	Gray	INGSK161	**74-1032**
MS11	21 1/4" x 22 1/4"	Gray	INGSK160	**74-1033**
MS11	23 5/16" x 23 11/16"	Gray	INGSK165	**74-1034**
MS11	24" x 24 1/4"	Gray	INGSK175	**74-1035**
MS11	23 1/2" x 58"	Gray	INGSK169	**74-1036**
MS11	22 1/2" x 56 1/2"	Gray	INGSK169A	**74-1137**
MS11	17 7/8" x 20 3/8"	Gray	INGSK120	**74-1147**
MS11	15 1/8" x 24 1/4"	Gray	INGSK143	**74-1279**
MS11	10 3/4" x 21 1/4"	Gray	INGSK104	**74-1282**
MS11	24 1/4" x 29"	Gray	INGSK290	**74-1283**
MS11	10 3/4" x 15 1/4"	Gray	INGSK1037	**74-1403**
MS11	10 3/4" x 24 1/4"	Gray	INGSK1050	**74-1433**
MS11	24 7/16" x 27 1/4"	Gray	INGSK167	**74-1434**
MS11	23 1/4" x 28 3/4"	Gray	INGSK168	**74-1435**
MS11	22 1/4" x 27 1/4"	Gray	INGSK168A	**74-1436**
MS11	9 7/8" x 24 1/4"	Gray	INGSK235	**74-1437**
MS11	22 1/4" x 24 1/4"	Gray	INGSK270	**74-1438**
—	15 3/4", Bumper	Gray	INGSK1085	**74-1406**

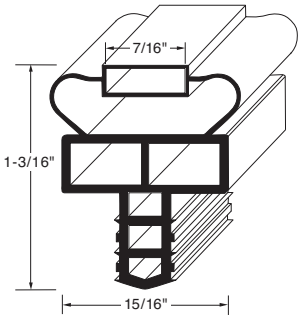

Profile MP3

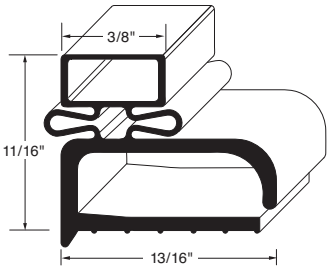

Profile MS11



74-1406

DOOR GASKETS — OEM (CONT.)

SCOTSMAN

Profile	Description	Color	OEM No.	Order Number
—	5/8" Wide, Adhesive Backed Sponge Rubber, Per Ft.	Gray	13-0595-00	**74-1096**

74-1096

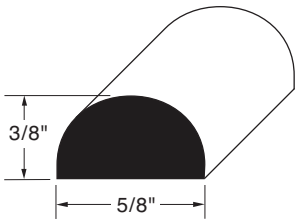

SILVER KING

Profile	Description	Color	OEM No.	Order Number
CD1	10" x 18½"	Gray	62806	**74-1172**
CD1	24⅝" x 26¼"	Gray	10310-12	**74-1285**
CS2	24¾" x 26¼"	Gray	10310-08	**74-1162**
CS10	9" x 17¾"	Gray	10310-02	**74-1148**
MD25	23" x 28¼"	Gray	10310-06	**74-1038**
MD25	26¾" x 28¼"	Gray	10310-04	**74-1039**
MD25	23" x 27¼"	Gray	10310-33	**74-1160**
MD25	18½" x 27¼"	Gray	10310-69	**74-1177**
MD25	25⅝" x 27"	Gray	10310-44	**74-1302**
MD25	27" x 28¾"	Gray	10310-34	**74-1303**
—	13 13/32" x 17"	Gray	10310-26	**74-1344***

*Image not shown

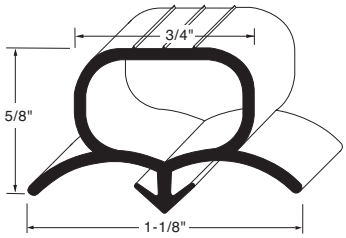

Profile CD1

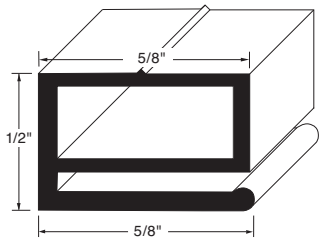

Profile CS2

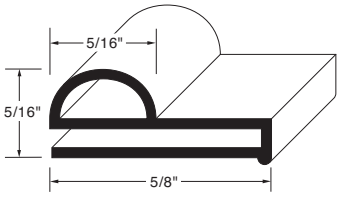

Profile CS10

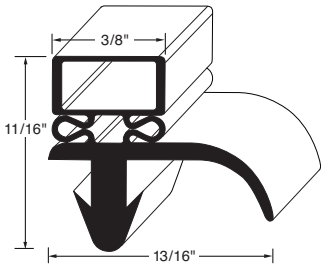

Profile MD25

Have a Question?

1-800-332-2500

(USA & Canada)

DOOR GASKETS — OEM (CONT.)

TRAULSEN

Profile	Description	Color	OEM No.	Order Number
FLAT	Wiper, Per Ft.	Black	327-12893-00	**74-1127**
MD21	22¾" x 59¾"	Gray	341-60059-00	**74-1116**
MD21	22⅝" x 29¾"	Gray	341-60060-00	**74-1146**
MD21	27 7/16"" x 28⅝"	Gray	341-60145-00	**74-1327**
MD23	22⅞" x 60"	Black	341-60083-00	**32-1893**
MD23	29½" x 67½"	Gray	SER-16473-00	**74-1113**
MD28	23 1/16" x 29 1/16"	Gray	341-42090-01	**74-1410**
MD31	23½" x 23½"	Gray	341-60005-00	**74-1324**
MD31	7⅜" x 23⅜"	Gray	341-60005-01	**74-1411**
MD32	7¼" x 23½"	Gray	341-39393-00	**74-1040**
MD32	21½" x 29½"	Gray	341-09502-00	**74-1041**
MD32	21⅝" x 59⅝"	Gray	341-09503-00	**74-1042**
MD32	23½" x 23½"	Gray	341-16970-00	**74-1043**
MD32	23⅝" x 29⅝"	Gray	341-09500-00	**74-1044**
MD32	23½" x 59½"	Gray	SER-61097-00	**74-1045**
MD32	29¼" x 67½"	Gray	341-06473-00	**74-1046**
MD32	22⅜" x 59⅝"	Gray	341-41215	**74-1114**
MD32	12⅞" x 21½"	Gray	341-39394-00	**74-1126**
MD32	22¾" x 29½"	Gray	SER-41222-00	**74-1287**
MD32	21⅝" x 23⅝"	Gray	341-09504-00	**74-1407**
MD32	20⅝" x 29⅝"	Gray	341-39080-00	**74-1409**
MD32	22½" x 22½"	Gray	341-60050-00	**74-1412**
MD32	20¼" x 26¼"	Gray	341-60090-00	**74-1413**
MD32	25" x 26¼"	Gray	SER-60089-00	**74-1415**
MD32	29 3/16" x 73½"	Gray	SER-37698-00	**74-1455**
MD32	23⅛" x 25¾"	Gray	341-60197-00	**74-1456**
MP4	21½" x 29½"	Gray	SER-27563-00	**74-1047**
MP4	21¾" x 59¾"	Gray	SER-27564-00	**74-1048**
MP4	23⅝" x 23¾"	Gray	341-27568-00	**74-1049**
MP4	23½" x 29½"	Gray	341-27565-00	**74-1050**
MP4	23½" x 59¾"	Gray	341-27566-00	**74-1051**
MP4	7 1/16" x 23 9/16"	Gray	341-37204-00	**74-1408**
MP6	24¾" x 26"	Gray	433623	**74-1414**
MS8	29 13/32" x 69 1/16"	Gray	280984-10	**74-1104**
MS8	28⅞" x 67¼"	Gray	280984-10	**74-1112**
MS12	23⅜" x 29⅜"	Gray	SVC-43493-00	**74-1111**
MS17	23½" x 59½"	Gray	341-04505-03	**74-1037**
MS17	6⅞" x 23⅜"	Gray	341-21461-00	**74-1052**
MS17	11⅜" x 23⅜"	Gray	341-19775-00	**74-1053**
MS17	23⅜" x 29⅜"	Gray	341-04503-00	**74-1054**
MS17	21½" x 23½"	Gray	341-04543-03	**74-1189**
MS17	21½" x 29½"	Gray	341-04507-03	**74-1286**
MS17	29" x 67¾"	Gray	SER-14169-00	**74-1454**

74-1127

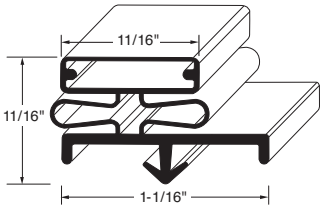

Profile MD21

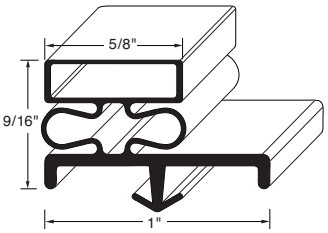

Profile MD23

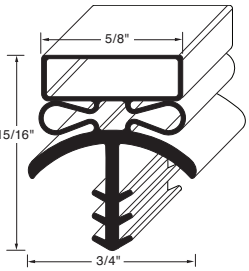

Profile MD28

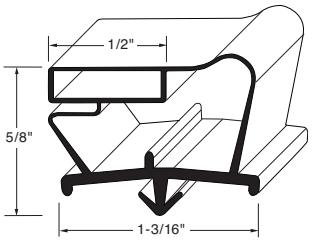

Profile MD31

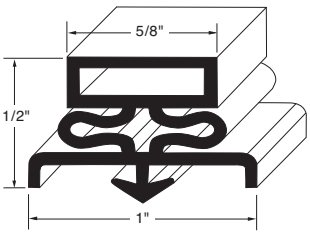

Profile MD32

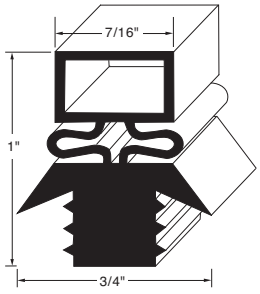

Profile MP4

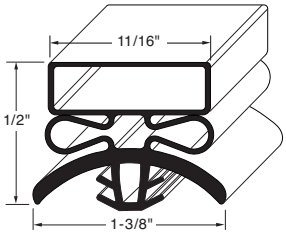

Profile MP6

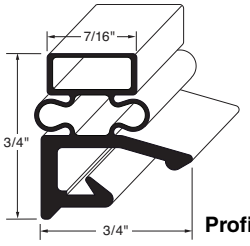

Profile MS8

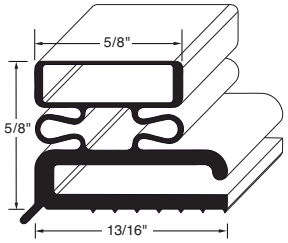

Profile MS12

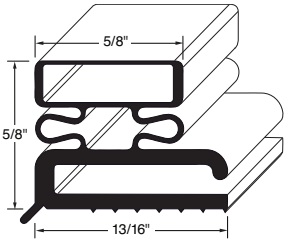

Profile MS17

DOOR GASKETS — OEM (CONT.)

TRUE

Profile	Description	Color	OEM No.	Order Number
MD11	23" x 26¼"	Black	810809	**74-1059**
MD11	24⅜" x 26"	Black	810812	**74-1060**
MD11	26½" x 26¼"	Black	810810	**74-1061**
MD11	25⅞" x 28½"	Black	810813	**74-1062**
MD11	14⅞" x 1"	Black	810846	**74-1106**
MD11	8" x 29½"	Black	810764	**74-1153**
MD11	12⅝" x 24½"	Black	810844	**74-1154**
MD11	20¾" x 30"	Black	810805	**74-1156**
MD11	12¾" x 25 13⁄16"	Black	810815	**74-1289**
MD11	8¼" x 42⅝"	Black	810720	**74-1322**
MD11	16⅞" x 26¼"	Black	810713	**74-1347**
MD11	18¾" x 30"	Black	810759	**74-1348**
MD11	17¾" x 26¼"	Black	810-780	**74-1351**
MD11	12⅞" x 28⅜"	Black	810782	**74-1352**
MD11	13" x 22⅞"	Black	810854	**74-1353**
MD26	18½" x 54⅛"	Black	810807	**74-1055**
MD26	24⅝" x 54⅛"	Black	810802	**74-1056**
MD26	25⅛" x 54⅛"	Black	810862	**74-1057**
MD26	24½" x 62⅞"	Black	810772	**74-1152**
MD26	21½" x 31¼"	Black	810800	**74-1155**
MD26	25⅝" x 25⅞"	Black	810878	**74-1157**
MD26	25¾" x 26¾"	Black	810808	**74-1161**
MD26	23¼" x 50⅜"	Black	810861	**74-1233**
MD26	28⅛" x 54⅛"	Black	810804	**74-1234**
MD26	27⅝" x 62¾"	Black	810771	**74-1340**
MD26	27¼" x 31"	Black	810777	**74-1349**
MD26	27⅝" x 30 9⁄16"	Black	810778	**74-1350**
MD26	22⅝" x 62¾"	Black	811110	**74-1354**
MD26	25¾" x 54⅛"	Black	810803	**74-1058**
MD31	26" x 27⅞"	Black	810816	**74-1288**
MD39	26¾" x 54¼"	Black	810719	**74-1290**
MD39	25½" x 53"	Black	811125	**74-1341**
MD39	26½" x 26½"	Black	932587	**74-1355**
MD39	22½" x 25⅞"	Black	932588	**74-1356**
MD39	23¼" x 25⅜"	Black	811131	**74-1465**

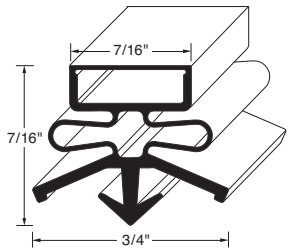

Profile MD11

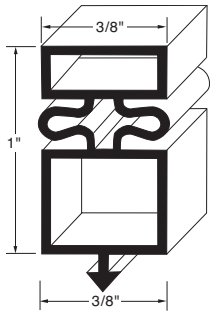

Profile MD26

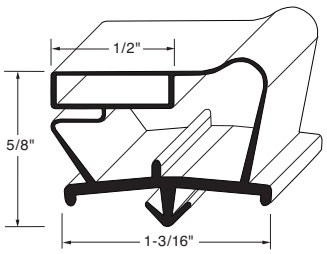

Profile MD31

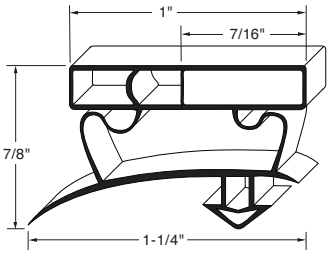

Profile MD39

For **General Use Gaskets** See Pages 116-118

For **Custom Gaskets** See Pages 119-120

DOOR GASKETS — OEM (CONT.)

TURBO AIR

Profile	Description	Color	OEM No.	Order Number
MD37	25½" x 53½"	Black	30223L0211	**74-1236**
MD37	25½" x 26½"	Black	30223M0200	**74-1239**
MD37	26½" x 28"	Black	30223U0200	**74-1241**
MD37	25" x 53"	Black	R3903-354	**74-1242**
MD37	22" x 25"	Black	R3903-570	**74-1243**
MD38	25½" x 53½"	Black	30223l0212	**74-1237**
MD38	22" x 26½"	Black	30223M0100	**74-1238**
MD38	24½" x 27"	Black	30223P0100	**74-1240**
MD38	22½" x 27"	Black	M722300100	**74-1398**
MD38	27" x 62"	Black	P2R3300200	**74-1399**
MD38	24" x 62"	Black	P8F3300200	**74-1400**
MD38	24½" x 27"	Black	Z673101000	**74-1401**

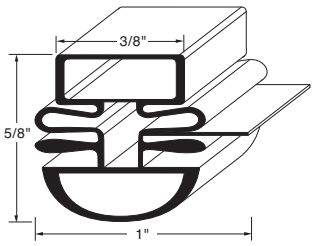

Profile MD37

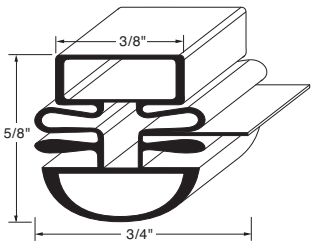

Profile MD38

WE DO THE RESEARCH
TO MAKE PARTS EASY

BURNER VALVE Order No. 52-1076

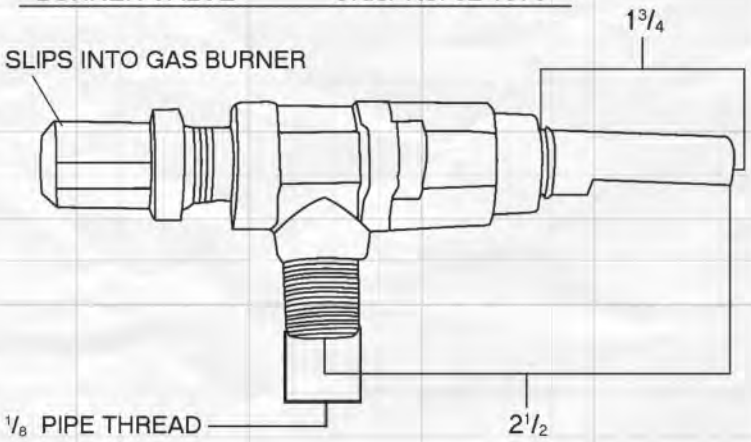

NO MORE WASTED TIME.
Our experienced representatives will do your parts research so you can purchase with confidence.

Call Today
800-332-2500

OPPORTUNITY BEGINS HERE

AllPoints® Foodservice Parts & Supplies

DOOR GASKETS — OEM (CONT.)

VICTORY

Profile	Description	Color	OEM No.	Order Number
CS7	15¾" x 25¼"	Black	50690201	**74-1170**
—	28¾" x 2¼"	Gray	50834201	**74-1129**
MD4	23¾" x 28¼"	Black	50876403	**74-1418**
MD5	23" x 57¾"	Gray	50907001	**74-1466**
MD11	24" x 26½"	Gray	50751801	**74-1179**
MD23	25¼" x 28"	Gray	50630601	**74-1070**
MD23	23⅛" x 27⅞"	Gray	50879502	**74-1149**
MD23	23⅛" x 57½"	Gray	50879501	**74-1150**
MD23	22¾" x 25"	Gray	50866901	**74-1159**
MD23	13½" x 25¼"	Gray	50630603	**74-1173**
MD23	23⅛" x 27¾"	Gray	50827802	**74-1178**
MD23	20⅞" x 22¾"	Gray	50867001	**74-1186**
MD23	22" x 28"	Gray	50630602	**74-1188**
MD23	20½" x 21½"	Gray	50881501	**74-1419**
MD23	21½" x 24½"	Gray	50881401	**74-1422**
MD24	21" x 24⅝"	Black	50753901	**74-1291**
MD27	23⅝" x 28⁵⁄₁₆"	Gray	50596901	**74-1063**
MD27	23½" x 58"	Gray	50596902	**74-1064**
MD27	24½" x 62¼"	Gray	N/A	**74-1065**
MD27	25" x 28¼"	Gray	50600804	**74-1066**
MD27	25⅛" x 30⅜"	Blue	50356301	**74-1067**
MD27	25¼" x 58"	Gray	50600803	**74-1068**
MD27	25" x 62¼"	Gray	50356401	**74-1069**
MD27	24½" x 62"	Gray	50582902	**74-1175**
MD27	30⅜" x 68"	Gray	50359405	**74-1416**
MD28	35½" x 77¼"	Gray	84563101	**74-1182**
MS13	22¾" x 58⅜"	Gray	50615801	**74-1151**
MS13	23¾" x 28¼"	Gray	50615802	**74-1180**
MS14	24¾" x 57⅜"	Gray	50601504	**74-1183**
MS14	25⅛" x 25¾"	Gray	50384302	**74-1417**
MS14	30⅜" x 68"	Gray	50316402	**74-1420**
MS14	23⅝" x 58¼"	Gray	50601506	**74-1421**
MS15	26¼" x 62½"	Gray	50245501	**74-1185**
—	27½", Retainer	Gray	50635201	**74-1423**
—	24¹⁵⁄₁₆", Retainer	Gray	50635202	**74-1424**

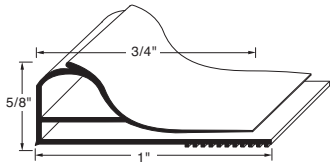

Profile CS7

74-1129

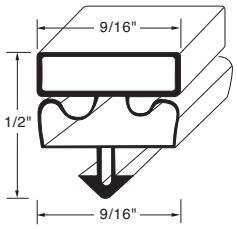

Profile MD4

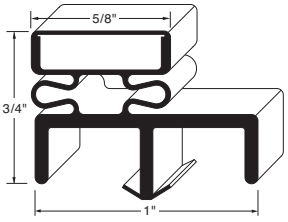

Profile MD5

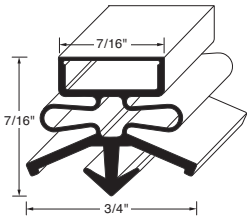

Profile MD11

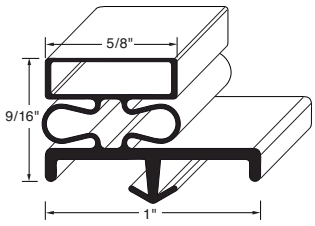

Profile MD23

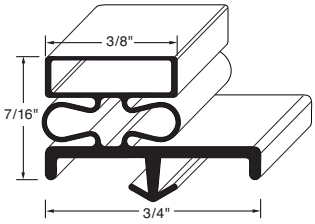

Profile MD24

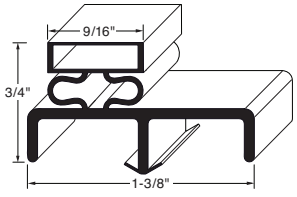

Profile MD27

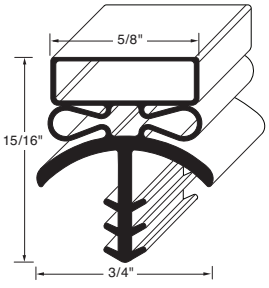

Profile MD28

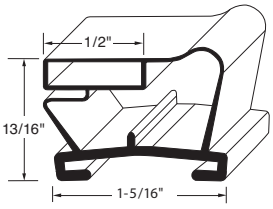

Profile MS13

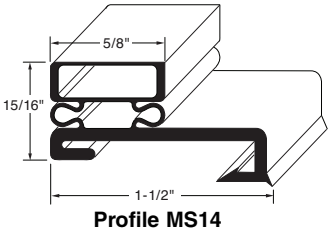

Profile MS14

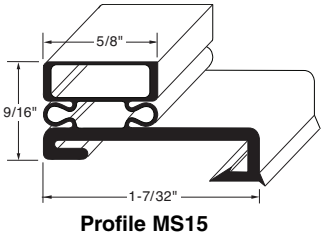

Profile MS15

74-1423

74-1424

DOOR GASKETS — OEM (CONT.)

VOLLRATH

Profile	Description	Color	OEM No.	Order Number
MD23	36" x 78½" RH	Gray	22591	**74-1071**
MD23	36" x 78½" LH	Gray	22594	**74-1072**
MD23	32" x 78½"	Gray	56147-2565	**74-1292**
MD23	38" x 78½"	Gray	53149-2565	**74-1293**
MD23	32" x 78½", 3-Sided RH	Gray	53148-2565	**74-1294**
MD23	38 1/16" x 78½", 3-Sided RH	Gray	53150-2565	**74-1295**
MD30	36¼" x 78"	Gray	22525	**74-1073**
MS17	23½" x 59½"	Gray	53271-2565	**74-1037**

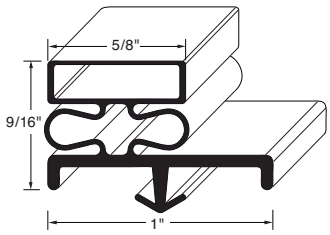

Profile MD23

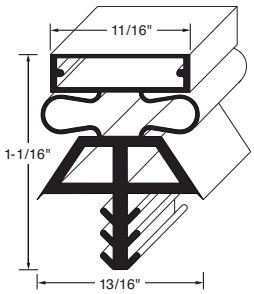

Profile MD30

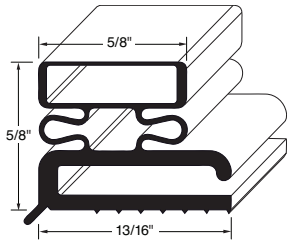

Profile MS17

VULCAN

Profile	Description	Color	OEM No.	Order Number
MS8	24½" x 29½"	Gray	280984-2	**74-1023**
MS8	24⅜" x 60 11/16"	Gray	280984-3	**74-1024**
MS8	29 13/32" x 69 1/16"	Gray	280984-10	**74-1104**
MS8	24½" x 25½"	Gray	280984-5	**74-1269**

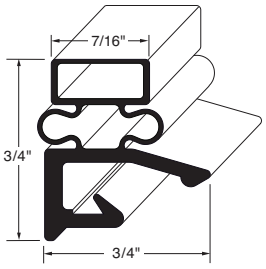

Profile MS8

Fast Shipments for FASTER REPAIRS

All Orders received by 6:45 pm EST ***ship the same day****

For additional shipping information, see page ii of this catalog.

*Subject to inventory availability. U.S. Only.

DOOR GASKETS — GENERAL USE

NOTE: All dimensions in inches

Magnetic Gasket Kits

Profile	Description	Color	Order Number
MD23	40" x 88", Snap-in	Gray	**74-1075**
MD40	37" x 87", Snap-in	Gray	**74-1473**
MS2	37" x 87", Screw-in	Gray	**74-1472**
MS19	20" x 44", Screw-in	Gray	**74-1074**

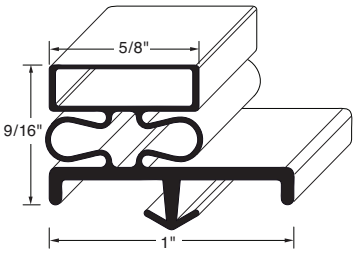

Profile MD23

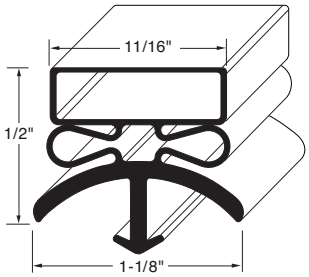

Profile MD40

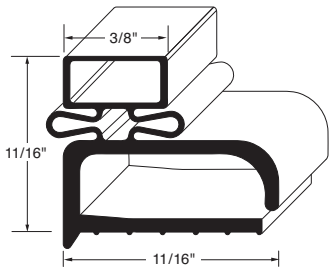

Profile MS2

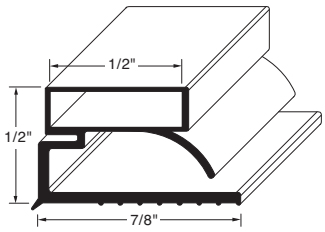

Profile MS19

Magnetic Gasket Strips

Dart Mount

Profile	Description	Color	OEM No.	Order Number
MD6	8 Ft.	Gray	N/A	**74-1309**
MD23	8 Ft., Breakaway Style E	Gray	N/A	**74-1307**
MD35	8 Ft.	Gray	N/A	**74-1312**

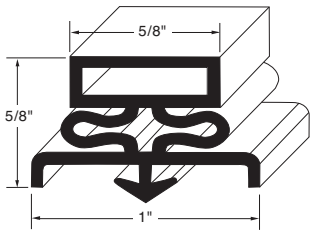

Profile MD6

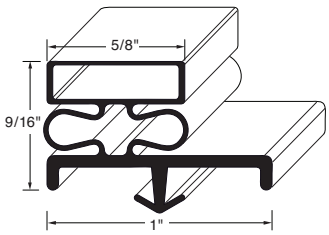

Profile MD23

Screw-in Mount

Profile	Description	Color	OEM No.	Order Number
MS4	8 Ft. Strip	Gray	N/A	**74-1098**
MS11	8 Ft.	Gray	N/A	**74-1308**
MS16	8 Ft.	Gray	N/A	**74-1105**

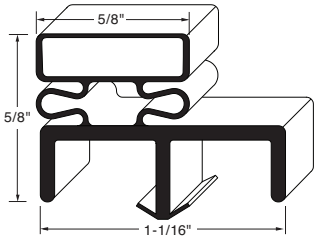

Profile MD35

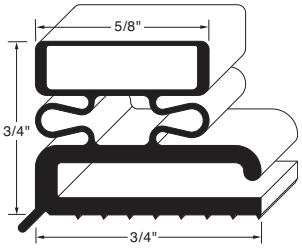

Profile MS4

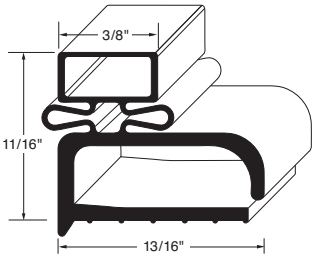

Profile MS11

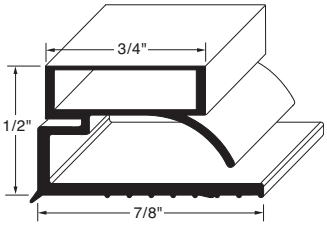

Profile MS16

DOOR GASKETS — GENERAL USE (CONT.)

Compression Gasket Strips

Dart Mount

Profile	Description	Color	OEM No.	Order Number
CD1	8 Ft.	Gray	N/A	**74-1311**

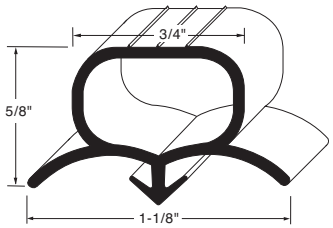

Profile CD1

Screw-in Mount

Profile	Description	Color	OEM No.	Order Number
CS4	12 Ft., Extruded Rubber	Black		**74-1099**
CS5	100 Ft., Extruded Vinyl	Gray		**74-1100**
CS5	10 Ft., Extruded Vinyl	Gray		**74-1139**
CS5	100 Ft.	Gray		**74-1191**
CS6	Per Foot	Gray		**74-1135**
CS6	10 Ft., Extruded Vinyl	Gray		**74-1190**
CS6	50 Ft.	Gray		**74-1467**
CS8	Per Foot	Gray		**74-1000**
CS8	25 Ft.	Gray	N/A	**74-1076**
CS8	50 Ft.	Gray	N/A	**74-1320**
CS8	100 Ft.	Gray		**74-1077**

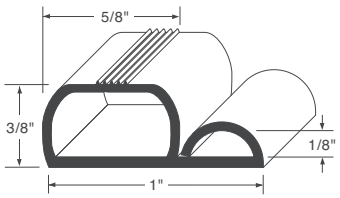

Profile CS4

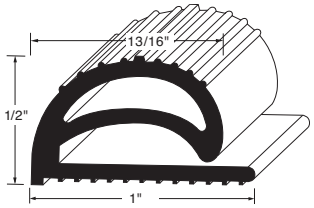

Profile CS5

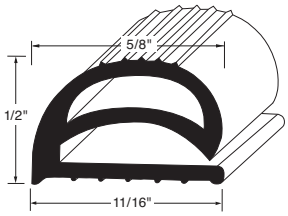

Profile CS6

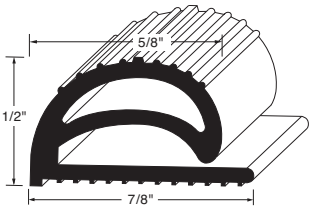

Profile CS8

Heat Gun

Robinair 14450

FEATURES/BENEFITS

- Direct heat source with three settings – 500° F / 750° F / Air only
- Lightweight, shock-proof & cool running with tough Lexan housing
- Fast heating/drying of materials
- Quick curing/drying of epoxies
- Applying shrink tubing
- Softening door gaskets for installation
- Softening tubing for bending
- Speed-drying of touch-up paint to eliminate “haze”
- Drying out condensation in motors, clutches, controls, etc.
- 115V 50/60 Hz
- Made in USA

Order Number
72-1672

QuickTip

Methods for Straightening Gaskets

For gaskets to seal properly, ripples or kinks must be removed. You can speed up the return to the original shape with the application of heat, such as:

- Immersing the gasket in 140° to 185° F water for 15-20 minutes
- Applying heat from an electric hair dryer or heat lamp before and after installation. *Care must be taken not to overheat, stretch, or melt the material.*
- If climate permits, laying the gasket out flat in the sun, *checking it often to avoid overheating or melting of the material.*

DOOR GASKETS — GENERAL USE (CONT.)

Door Sweep Gaskets, Mounting Strips & Retainer

Profile	Description	Color	Order Number
—	1½" x 8 Ft., Sweeper Strip, Neoprene	Gray	**32-1441**
—	3" x 8 Ft., Sweeper Strip, Neoprene	Black	**32-1442**
—	4" x 8 Ft., Sweeper Strip, Neoprene	Black	**32-1443**
—	4 Ft. Stainless Steel Mounting Strip	Black	**26-2716**
—	24" Gasket Retainer for Screw-in Gasket	Gray	**28-1222**

32-1441

32-1442

32-1443

26-2716

28-1222

Sponge Rubber Gaskets

Profile	Description	Color	Order Number
ROUND	⅜" Dia., Per Foot	Gray	**32-1591**
FLAT	10 Ft. Adhesive Back Foam	Black	**74-1306**
FLAT	10 Ft. Adhesive Back Foam	Black	**74-1319**
FLAT	10 Ft. Adhesive Back Foam	Black	**74-1318**
FLAT	10 Ft. Adhesive Back Foam	Black	**74-1316**
FLAT	10 Ft. Adhesive Back Foam	Black	**74-1315**
FLAT	10 Ft. Non-Adhesive Foam, Multi Mount	Black	**74-1317**
FLAT	50 Ft. Adhesive Back Foam	Black	**74-1471**
FLAT	50 Ft. Adhesive Back Foam	Black	**74-1469**
FLAT	50 Ft. Adhesive Back Foam	Black	**74-1470**
BEADED	10 Ft. Neoprene-Coated on all 4 Sides	Black	**74-1468**

32-1591

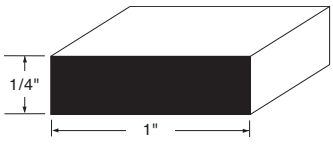

74-1306

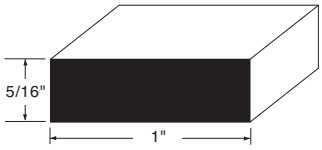

74-1319, 74-1471

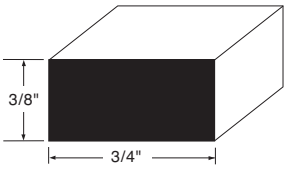

74-1318

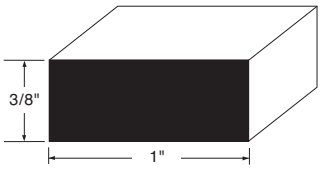

74-1316

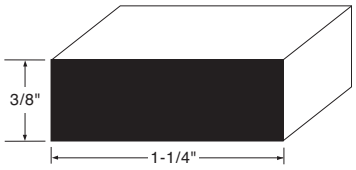

74-1315

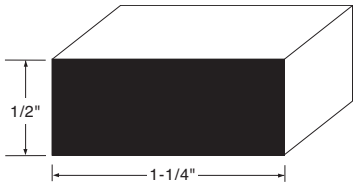

74-1317

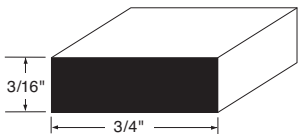

74-1469

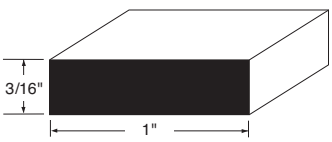

74-1470



74-1468

DOOR GASKETS — CUSTOM

Custom Gasket Styles

- Gaskets are custom made to your measurements in any of the gasket styles listed here on pages 119-120.
- Measuring instructions are on page 96 and an Order Form is on pages 503-504.
- See indiviual OEM sections for already made gaskets.
- Custom gaskets available 3-sided and 4-sided.
- Custom gaskets are constructed of PVC material *except* for **90-1044**, which is constructed of Santoprene™.

Compression (Screw-On Mount)

Profile	Model Use	Color	Order Number
CS1	Jade	Gray	**90-1000**

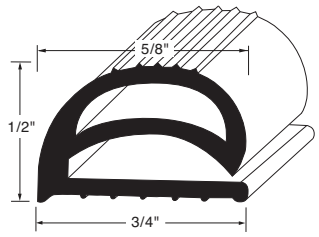

Profile CS1

Magnetic (Screw-On Mount)

Profile	Model Use	Color	Order Number
MS2	Delfield (Old), Randell	Gray	**90-1001**
MS3	Crown, FWE, National, Others	Black	**90-1041**
MS3	Crown, FWE, National, Others	Gray	**90-1002**
MS5	Stanley Knight, Traulsen, WA Brown, Others	Gray	**90-1003**
MS8	Hobart (Old), Traulsen	Gray	**90-1035**

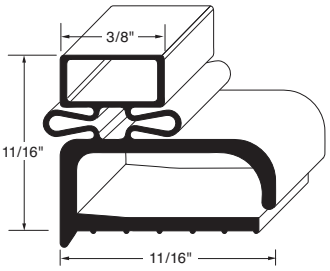

Profile MS2

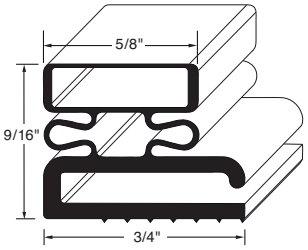

Profile MS3

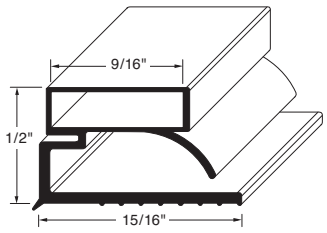

Profile MS5

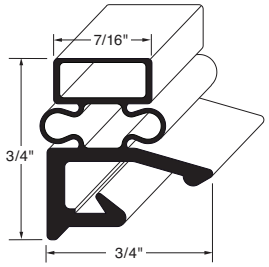

Profile MS8

For **Custom Gasket Order Form**
See Pages 503-504

GASKET CEMENTS AND BRUSH

HH-66 Vinyl Cement

Especially formulated for use with vinyl refrigerator door gaskets. It will bond vinyl to vinyl, steel, synthetic rubber, wood, etc. Cap with brush.

4 oz.
Order Number
85-1143

S-18 All Purpose Cement

Neoprene super strength adhesive for bonding leather, metal, rubber, canvas, glass, wood, fabric, tile and many other materials. It is waterproof, flexible and resists temperature extremes. Cap with brush.

4 oz.
Order Number
85-1142

Disposable Brush

- For use with rubber cement
- 1½" wide

Order Number
72-1686

DOOR GASKETS — CUSTOM (CONT.)

Magnetic

Profile	Model Use	Color	Order Number
MD6	Glenco, Star	Gray	**90-1005**
MD7	Anthony	Black	**90-1025**
MD8	Anthony	Black	**90-1026**
MD9	Anthony	Black	**90-1027**
MD11	True Undercounters	Black	**90-1028**
MD11	True Undercounters	Gray	**90-1043**
MD15	Ardco Swingline II and III, Delfield, McCall/Kolpak, Vangard	Black	**90-1029**
MD23	Delfield, Follett, H&K, Kairak, McCall, Randell, Traulsen, Others	Black	**90-1042**
MD23	Delfield, Follett, H&K, Kairak, McCall, Randell, Traulsen, Others	Gray	**90-1004**
MD23	Delfield, Follett, H&K, Kairak, McCall, Randell, Traulsen, Others	Gray	**90-1044***
MD26	True Multi Track	Black	**90-1030**
MD28	Bally, WA Brown	Gray	**90-1031**
MD30	Kolpak, Kysor, Vollrath	Gray	**90-1032**
MD39	True	Black	**90-1033**
MD41	Anthony	Black	**90-1040**
MP4	Traulsen	Gray	**90-1034**

*Constructed of Santoprene™

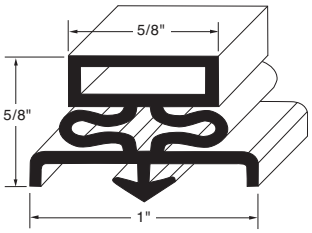

Profile MD6

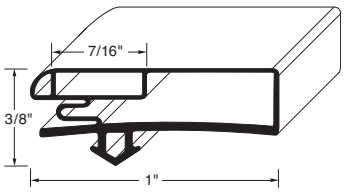

Profile MD7

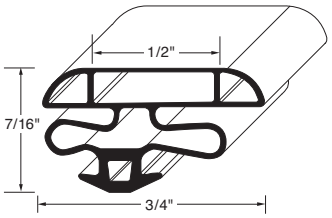

Profile MD8

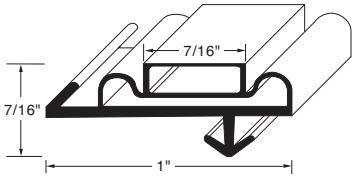

Profile MD9

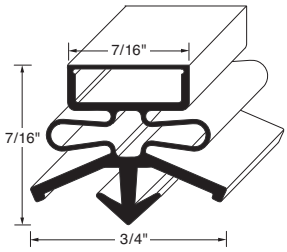

Profile MD11

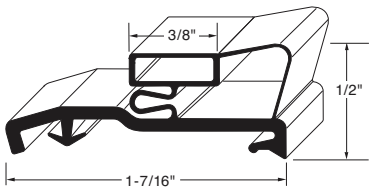

Profile MD15

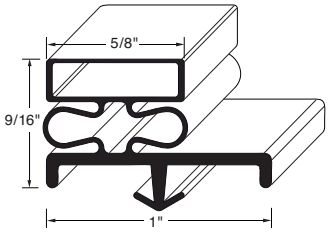

Profile MD23

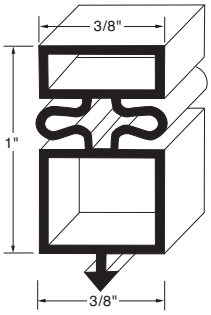

Profile MD26

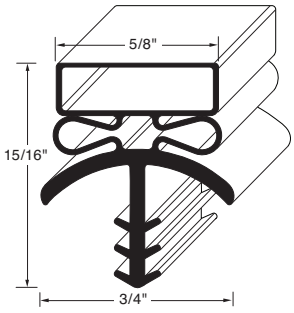

Profile MD28

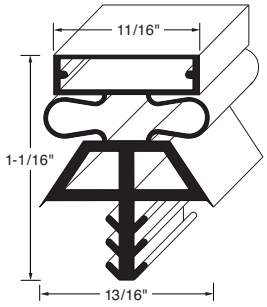

Profile MD30

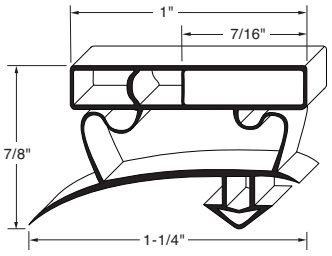

Profile MD39

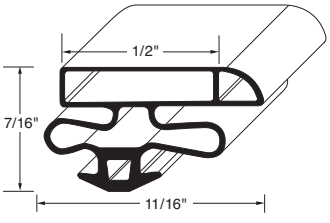

Profile MD41

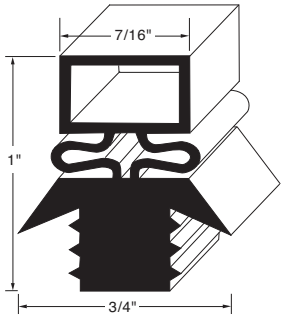

Profile MP4

See **"How To Measure a Gasket"**
Page 96

For **Custom Gasket Order Form**
See Pages 503-504

Section 4

HARDWARE

AllPoints® Foodservice Parts & Supplies

PAGE

Door Hardware
- Catches....156
- Door Pin....155
- Door Sheaves....153
- Door Stops & Door Holders....155
- Drawer Slides & Rollers....158
- Glass Capping....153
- Handles & Pulls....157
- Hasps....156
- Hinges....157
- Kick Plates....154
- Latches and Strikes....156
- Locks & Padlocks....154
- Push/Pull Plates....154
- Sliding Door Closing Spring....153
- Sliding Door Double Channel....153
- Sliding Glass Door Locks....153
- Tracks....153

Handles & Pulls....150

Hardware, Reach-In
- Door Hinge Assembly Kit....129
- Edgemount Hinges & Spring Kits....123-125
- Edgemount Latches & Strikes....130-132
- Hinge Brackets & Power Cartridges....128-129
- Hinge Covers....123, 125
- Latches & Strikes....134-135
- Surface-Mount Hinges....126-127

Hardware, Walk-In
- Cam Rise/Lift Hinges & Parts....136-138
- Door Closers, Hydraulic....146-147
- Door Closers, Spring Activated....148-149
- Inside Safety Release Handles....144-145
- Latches & Strikes....139-141
- Lever/Pull Handles with Inside Release....142-143
- Locking Bar Assembly....145
- Security Hasps....144

Hinge & Latch Measuring Instructions....122

Lighting
- Ballasts....168
- Bulbs, Covers, Fixtures, and Globes....165-168
- Canopy Lighting Fixtures & Parts....164
- Motion Sensor, Low Temperature....166
- Safety Shields w/End Caps for Fluorescent Bulbs and Replacement End Caps....167
- Sockets, Fluorescent....168

Roller Bearings....151-152

Shelving
- Brackets & Hardware....159-161
- Custom Shelves....163
- Refrigeration Shelves....162-163

Search our Entire Inventory at www.AllPointsFPS.com

Call for your password today.

HINGE AND LATCH MEASURING INSTRUCTIONS

Edgemount Hinge Measurements

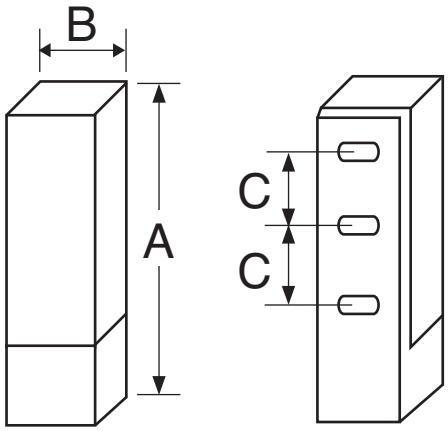

A: OVERALL LENGTH
B: WIDTH
C: SCREW CENTERS

Edgemount Hinge Offset

Edgemount hinge offsets in this catalog are measured from the base of the hinge (where it attaches to the cabinet) to the center of the screw holes where the hinge attaches to the door. Since some hardware manufacturers measure their offsets differently, the offset stamped on the hinge may differ from the offset shown in this catalog.

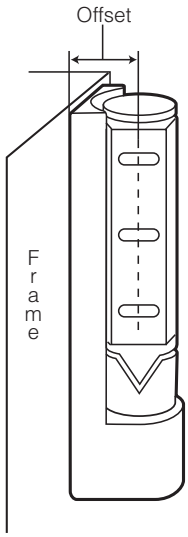

Edgemount Latch Measurements

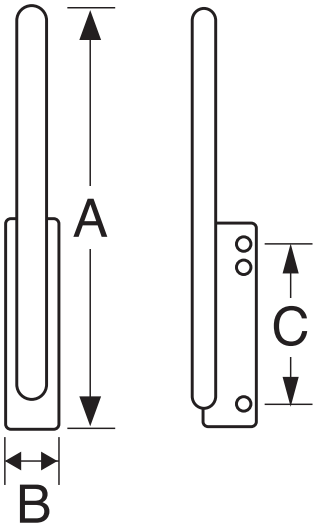

A: OVERALL LENGTH
B: WIDTH
C: SCREW CENTERS

Surface Mount Latch Offset

The offset of a surface mounted latch is the distance the door protrudes out from the frame.

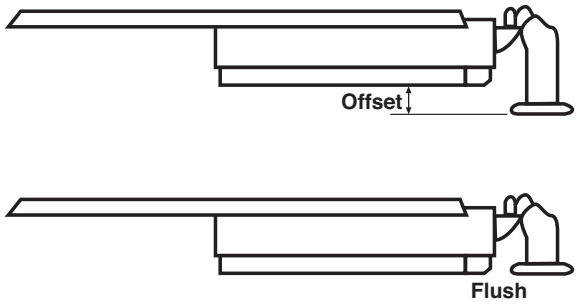

Kason Edgemount Hinges

All Hinges for Left or Right Hand Mount

Offset	Length	Width	Screw Centers	Kason Number	Finish	Features	Order Number
1¼" to 1⅝"	6⅜"	1⅛"	1⅝"	1247-02	Chrome Plated	Heavy Duty, Self-Closing, Lift-Off	**26-1579**
⅞"	5"	13⁄16"	13⁄16"	214-04	Polished Chrome	Standard Duty, ⅛" Adjustment	**26-4075**
⅞"	4⅜"	1 5⁄32"	⅞"	215-04	Polished Chrome	Standard Duty, Cam Rise, 3⁄16" Adjustment	**26-4047**
⅞"	5¾"	1⅛"	1 13⁄16"	217-04	Polished Chrome	Heavy Duty, 3⁄16" Adjustment	**26-3390***
⅞"	5¾"	1⅛"	1 13⁄16"	218-04	Polished Chrome	Heavy Duty, Spring Assisted, 3⁄16" Adjustment	**26-3383***
1⅛"	5¾"	1⅛"	1 13⁄16"	217-08	Polished Chrome	Heavy Duty, 3⁄16" Adjustment	**26-4076**
1⅛"	5¾"	1⅛"	1 13⁄16"	218-08	Polished Chrome	Heavy Duty, Spring Assisted, 3⁄16" Adjustment	**26-3382***
1¾" to 2⅜"	6⅜"	1⅛"	1⅝"	1247-04	Chrome Plated	Heavy Duty, Self-Closing, Lift-Off	**26-3003**
1¼"	5¾"	1 7⁄32"	1 1⁄16"	1267WT14	Polished Chrome	Heavy Duty, Cam Rise, Lift-Off, Adjustable	**26-1580**
Reversible Cam (for Series 1267 Hinge)				1267	—	For Use on Right or Left Opening Door	**26-4485**
1⅜"	5¾"	1⅛"	1 13⁄16"	217-12	Polished Chrome	Heavy Duty, 3⁄16" Adjustment	**26-4048***
1⅜"	5¾"	1⅛"	1 13⁄16"	218-12	Polished Chrome	Heavy Duty, Spring Assisted, 3⁄16" Adjustment	**26-3381***
1⅜"	5"	1 1⁄16"	13⁄16"	212-12	Polished Chrome	Standard Duty, 3⁄16" Adjustment	**26-6149**
25⁄32"	5"	¾	1 1⁄16"	1216-031	Chrome Plated	Non-Rise	**26-1581****

*Spring Cartridge = **26-3387**
Spring Assist Kit **#26-1574 allows for self-closing.

26-1579

26-4075

26-4047

26-3390

26-3383

26-4076

26-3382

26-3003

26-1580

26-4485

26-4048

26-3381

26-6149

26-1581

26-3387
Spring Cartridge

26-1574
Spring Kit

Kason Hinge Covers

Hinge Number	Finish	Order Number
217	Polished Chrome Cover	**26-6175**
215	Polished Chrome Cover	**26-6176**
1267	Polished Chrome Cover	**26-6189**

26-6175

26-6176

26-6189

REACH-IN (CONT.)

Edgemount Hinges & Spring Kits

All Hinges for Left or Right Hand Mount

Offset	Length	Width	Screw Centers	Hinge Number	Finish	Features	Order Number
7/8"	5"	11/16"	13/16"	R42-2840	Polished Chrome	Standard Duty, Non-Rise	**26-1570**
7/8"	5 3/4"	1 1/8"	1 3/16"	R42-2871	Polished Chrome	Heavy Duty, Adjusting Plate, Non-Rise	**26-6333**
1"	5 3/4"	1 1/16"	1 1/16"	R50-2850SPO	Polished Chrome	Heavy Duty, Cam Rise, Lift-Off	**26-1582**
13/16"	5"	11/16"	13/16"	R42-2841	Chrome Plated	Heavy Duty, Non-Rise	**26-1571**
25/32"	5"	13/16"	1 1/16"	R42-2842	Chrome Plated	Heavy Duty, Non-Rise, Accepts Spring Kit	**26-1573***
25/32"	5"	13/16"	1 1/16"	R42-2842BR	Polished Brass	Heavy Duty, Non-Rise, Accepts Spring Kit	**26-6143***
27/32"	5 1/2"	1 7/32"	1 3/16"	R42-2855	Chrome Plated	Heavy Duty, Non-Rise	**26-1512†**
27/32"	5 3/4"	1 1/8"	1 3/16"	R42-2872	Polished Chrome	Heavy Duty, Adjusting Plate, Non-Rise	**26-6334**
7/8"	4 5/16"	1 1/8"	7/8"	R45-1010	Polished Chrome Plated	For Magnetic Gasketing, Non-Rise, Lift-Off Cam	**26-1578**
15/16"	4 1/2"	3/4"	1 7/8"	R40-1010	Polished Chrome	Standard Duty, Non-Rise	**26-1572**
1"	5 1/2"	1 1/16"	1 3/16"	R42-2000	Chrome Plated	Heavy Duty, Accepts Spring Kit	**26-1584†**
1"	5 3/4"	1 1/8"	1 3/16"	R42-2873	Polished Chrome	Heavy Duty, Adjusting Plate, Non-Rise	**26-6335**
1 1/4"	5"	1 5/8"	1 1/16"	R42-2844	Chrome Plated	Heavy Duty, Non-Rise, Accepts Spring Kit	**26-6289***
1 1/4"	5 3/4"	1 1/16"	1 1/16"	R50-2851	Polished Chrome	Heavy Duty, Spring Assisted, Cam Rise	**26-3310****

*Spring Assist Kit **#26-1574** allows for self-closing.
†Spring Assist Kit **#26-6245** allows for self-closing.
Spring Kit = **#26-6166.

26-1570, 26-1571

26-6333, 26-6334, 26-6335

26-1582

26-1573, 26-1512

26-6143

26-1578

26-1572

26-1584

26-6289

26-3310

Spring Kits

26-1574

26-6245

26-6166

REACH-IN (CONT.)

Edgemount Hinges & Spring Kits (Cont.)

All Hinges for Left or Right Hand Mount

Offset	Length	Width	Screw Centers	Hinge Number	Finish	Features	Order Number
7/8"	5 7/8"	1 1/16"	1 1/16"	4322, 59-1236	Chrome Plated	Offset is Adjustable 3/16"	**26-1575**
1 1/4"	5 3/4"	1 1/16"	1 1/16"	2850	Chrome Plated	Standard Duty, Cam-Lift	**26-1583**
1 1/4"	5 7/8"	1 1/16"	1 1/16"	4322, 59-1236	Chrome Plated	Offset is Adjustable 3/16"	**26-1576**
7/8"	4 1/2"	1"	1 1/16"	16565, 16566, 16567, 61316-1	Chrome Plated	Offset is Adjustable 3/16"	**26-1577**
Hinge Cover (Used on **26-1575** & **26-1576**)							**26-6144**
Cam (Used on **26-1575** & **26-1576**)							**26-6155**

26-1575, 26-1576

26-1583

26-1577

26-6144

26-6155

Hinge Cover

Hinge Number	Finish	Order Number
R42	Chrome Plated	**26-6151**

26-6151

See Our Web Site to Place Your Orders and More!

Search Our Entire Inventory @ www.AllPointsFPS.com

Log into your account and you can…

- ***Check Current Pricing and Availability***
- ***Place Orders Anytime — Day or Night***
- ***Download Current Pricing, Forms and More***
- ***View Product Description & Model Usage***
- ***View Order History***
- ***Track Shipments***
- ***Check Order Status***
- ***View Account Information***
- ***Save Time with Quick Order***

REACH-IN (CONT.)

Kason Surface Mount Hinges

KASON®

Offset	Description	Features	Kason Number	Order Number
Flush	Narrow Flange Hinge	High Strength w/SS Through Pin, Polished Chrome Finish	1070-04	**26-3320**
7/8"	Narrow Flange Hinge	High Strength w/SS Through Pin, Polished Chrome Finish	1070-032	**26-3319**
7/8"	Nylon Bearing Hinge	Nylon Bearing Washers for Long Life, High Strength w/SS Through Pin	1070-16	**26-3317**
7/8"	Narrow Flange Hinge	Classic Style for Small Service Doors w/SS Through Pin	0139-32	**26-6203**
1 1/8"	Narrow Flange Hinge	High Strength w/SS Through Pin, Polished Chrome Finish	1070-40	**26-6177**

26-3319, 26-3320

26-3317

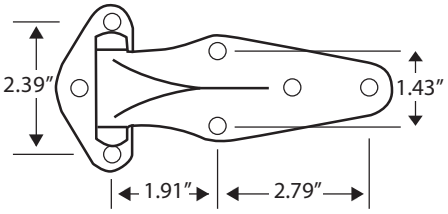

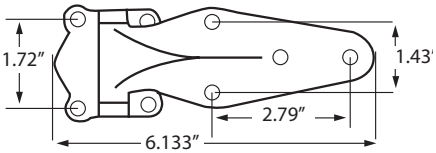

26-6203

26-6177

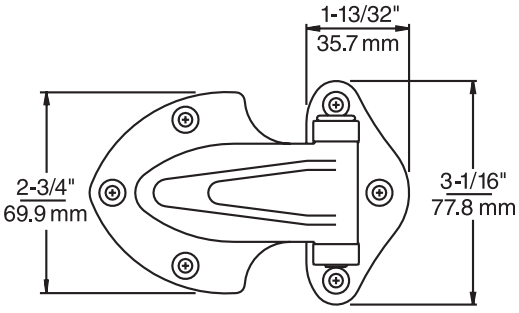

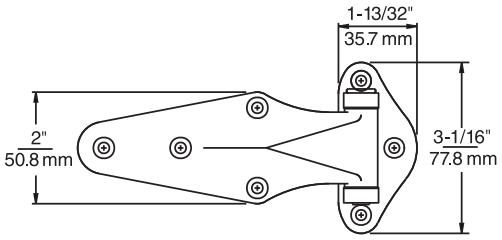

REACH-IN (CONT.)

Surface Mount Hinges

Offset	Description	Finish	Features	Hinge Number	Order Number
Flush	Hinge	Polished Chrome	Reversible for Right or Left Doors, SS Pin w/Nylon Bushings	Polar #109	**26-6170**
1⅛"	Hinge	Polished SS	Reversible for Right or Left Doors, SS Pin w/Nylon Bushings	Polar #411	**26-6280**
1⅛"	Butterfly Hinge	Polished Chrome	Reversible for Right or Left Doors, SS Pin	Premco #PR4	**21-426**



26-6170

26-6280

21-426

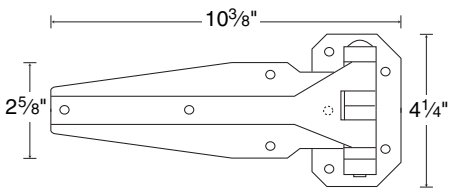

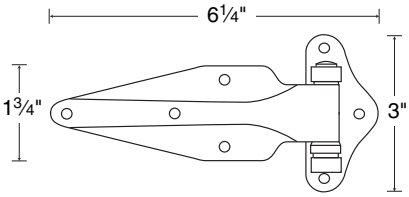

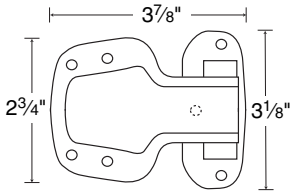

BLIND DROP SHIPMENTS
AT NO EXTRA CHARGE

No inventory requirements!

Ship direct to your customer for faster repairs.

REACH-IN (CONT.)

Kason Hinge Brackets – Top Mount & Pivot

KASON®

Description	Kason Number	Features	Order Number
Top Mount, Left Hand Horizontal Bracket	1556-11	High Strength Steel, Chrome Plated Finish	**26-1885**
Top Mount, Right Hand Horizontal Bracket	1556-12	High Strength Steel, Chrome Plated Finish	**26-1886**
Bottom Mount, Left Hand Horizontal Bracket	1556-23	High Strength Steel, Chrome Plated Finish	**26-1887**
Bottom Mount, Right Hand Horizontal Bracket	1556-24	High Strength Steel, Chrome Plated Finish	**26-1888**
Top Left Hand Door Self-Closing Pivot Hinge	1522L-04	Dwell Stop, Adjustable Tension Spring, For Doors w/Minimum 1¾" Offset	**26-6284**
Top Right Hand Door Self-Closing Pivot Hinge	1522R-08	Dwell Stop, Adjustable Tension Spring, For Doors w/Minimum 1¾" Offset	**26-6285**
Bottom Left Hand Hinge	1521L-04	For use with **26-6284**	**26-6244**
Bottom Right Hand Hinge	1521R-08	For use with **26-6285**	**26-6286**
Power Pivot Hinge Cartridge	1556-04	Self-Closing, Non-Rise Spring-Activated Cam, Built-in Dwell, Chrome Plated Finish	**26-5743**

26-1885

26-1886

26-1887

26-1888

26-6284, 26-6285

26-6244, 26-6286

26-5743

Have a Question?

1-800-332-2500

(USA & Canada)

REACH-IN (CONT.)

Concealed Cartridge, Pivot Brackets, & Door Hinge Assembly Kits

Description	Replaces	Features	Finish	Order Number
LH Pivot Bracket, Vertical Mount	R56-8011	Round Mounting Holes	Chrome Plated	**26-6287**
RH Pivot Bracket, Vertical Mount	R56-8010	Round Mounting Holes	Chrome Plated	**26-6288**
Concealed Power Cartridge	R56, 2856, 1556	For Left or Right Mount	Chrome Plated	**21-351**
LH Door Hinge Assembly Kit	Continental 20209	Includes Top & Bottom Hinges, Spring Cartridge & Instructions	Chrome Plated	**26-6233**
RH Door Hinge Assembly Kit	Continental 20208	Includes Top & Bottom Hinges, Spring Cartridge & Instructions	Chrome Plated	**26-6266**

26-6287

26-6288


21-351

26-6233

26-6266

Pivot Hinge Bracket Kit

Features	Replaces	Hinge Number	Order Number
Stainless steel. Removable pivot pin allows door to be removed without disassembling entire bracket. Supplied as a set. Reversible for left or right-handed doors. 1 3/16" hole centers. Contains: 2 Pivot Hinge Brackets, 2 Hinge Pins, 2 Bushings.	1510, 1511, 1530, 1531	R76-1000	**26-1892**

REACH-IN (CONT.)

Kason Edgemount Latches & Strikes

KASON®

Description	Length	Width	Outside Screw Centers	Kason Number	Features	Order Number
Magnetic/Mechanical Latch w/Strike, Straight Handle	10½"	1"	5¼"	172-06	Adjustable Strike, Light Touch Release, Polished Chrome Finish	**22-1093**
Magnetic/Mechanical Latch w/Strike, Offset Handle	10½"	1"	5¼"	172B-06	Adjustable Strike, Light Touch Release, Polished Chrome Finish	**22-1094**
Magnetic/Mechanical Latch w/Strike & Cylinder, Straight Handle	10½"	1"	5¼"	172C-06	Adjustable Strike, Light Touch Release, Polished Chrome Finish	**22-1095**
Magnetic/Mechanical Latch w/Strike & Cylinder, Offset Handle	10½"	1"	5¼"	172BC-06	Adjustable Strike, Light Touch Release, Polished Chrome Finish	**26-3357**
Mechanical Latch w/Strike, Straight Handle	10½"	1"	7¼"	174-04	Positive Latch Keeps Door Shut Tight, Light Touch Release, Polished Chrome Finish	**22-1456**
Mechanical Latch w/Strike & Cylinder, Straight Handle	10½"	1"	7¼"	174C-04	Positive Latch Keeps Door Shut Tight, Light Touch Release, Polished Chrome Finish	**22-1469**
Mechanical Latch w/Strike, Offset Handle	10½"	1"	7¼"	174B-04	Positive Latch Keeps Door Shut Tight, Light Touch Release, Polished Chrome Finish	**22-1470**
Mechanical Latch w/Strike & Cylinder, Offset Handle	10½"	1"	7¼"	174BC-04	Positive Latch Keeps Door Shut Tight, Light Touch Release, Polished Chrome Finish	**22-1468**
Mechanical Latch w/Strike, Trigger Action, Straight Handle	10 11/16"	1⅛"	5⅝"	531-04	Adjustable Strike, Finger Touch Release, Polished Chrome Finish	**22-1102**
Mechanical Latch w/Strike, Straight Handle	10 11/16"	1"	5⅞"	538-04	Adjustable Strike, Padlockable, Polished Chrome Finish	**22-1101**
Mechanical Latch w/Strike & Cylinder, Straight Handle	10 11/16"	1"	5⅞"	538C-04	Adjustable Strike, Polished Chrome Finish	**26-6154**
Magnetic Latch, Straight Handle	11½"	1⅛"	5⅞"	171-04	Adjustable Strike & Latch, Quick Release, Polished Chrome Finish	**22-1079**
Magnetic Latch w/Cylinder, Straight Handle	11½"	1⅛"	5⅞"	171C-04	Adjustable Strike & Latch, Quick Release, Polished Chrome Finish	**26-6237**

22-1093, 22-1095

22-1094, 26-3357

22-1456, 22-1469

22-1470, 22-1468

22-1102

22-1101

26-6154

22-1079

26-6237

REACH-IN (CONT.)

Edgemount Latches & Strikes

Reversible for Left or Right Hand Use

Description	Length	Width	Outside Screw Centers	Latch Number	Features	Order Number
Mechanical Latch w/Strike, Straight Handle	9 5/16"	1 1/16"	4 1/2"	R26-1000	Adjustable Strike, Padlockable, Chrome Plated Finish	**22-1078**
Mechanical Latch w/Strike, Straight Handle	10 1/4"	1 1/4"	5 1/4"	R35-1105	Heavy Duty, Adjustable Strike for Quick Adjustment, Polished Chrome Plated Finish	**22-1097**
Mechanical Latch w/Strike and Lock, Straight Handle	10 1/4"	1 1/4"	5 1/4"	R35-1105-C	Heavy Duty, Adjustable Strike for Quick Adjustment, Polished Chrome Plated Finish	**22-1099**
Mechanical Latch w/Strike, Offset Handle	10 1/4"	1 1/4"	5 1/4"	R35-1105-X	Heavy Duty, Adjustable Strike for Quick Adjustment, Polished Chrome Plated Finish	**22-1100**
Mechanical Latch w/Strike and Lock, Offset Handle	10 1/4"	1 1/4"	5 1/4"	R35-1105-XC	Heavy Duty, Adjustable Strike for Quick Adjustment, Polished Chrome Plated Finish	**22-1098**
Magnetic/Mechanical Latch w/Strike and Lock, Offset Handle	10 3/4"	1"	5 1/4"	R24-9175-XC	Heavy Duty, Dual Design, 4 Position One Piece Strike Bracket, Polished Chrome Plated Finish	**26-6331**
Magnetic Latch, Straight Handle	11 1/2"	1 3/16"	5 13/16"	R25-1700-NC	Heavy Duty, Adjustable Striker Plate, Polished Chrome Plated Finish	**26-6332**
Magnetic Latch w/Lock, Straight Handle	11 1/2"	1 3/16"	5 7/8"	R25-1700-C	Heavy Duty, Serrated Striker Plate for Quick Adjustment, Polished Chrome Plated Finish	**22-1096**
Magnetic Latch, No Lock, Offset Handle	11 1/2"	1 3/16"	5 7/8"	R25-1700-XNC	Heavy Duty, Serrated Striker Plate for Quick Adjustment, Polished Chrome Plated Finish	**26-5757**

22-1078

22-1097, 22-1099

22-1098, 22-1100

26-6331

26-6332

22-1096

26-5757

REACH-IN (CONT.)

Edgemount Latches & Strikes (Cont.)

Reversible for Left or Right Hand Use

Description	Length	Width	Outside Screw Centers	Latch Number	Features	Order Number
Through the Door Handle*	12 1/16"	1 1/4"	3 13/16"	59-477	Long Pin, Chrome Plated Finish	**22-1103**
Latch w/Strike	8 1/2"	1"	5 7/8"	F01094	Chrome Plated Finish	**26-6146**

*Not reversible

22-1103

26-6146

Strikes for Edgemount Latches

For Use On	Order Number
22-1097, 22-1098, 22-1099, 22-1100, 22-1456, 22-1468, 22-1469, 22-1470	**26-1587**
22-1078, 22-1101	**26-1588**

26-1587

26-1588

Fast Shipments for FASTER REPAIRS

All Orders received by 6:45 pm EST ***ship the same day****

For additional shipping information, see page ii of this catalog.

*Subject to inventory availability. U.S. Only.

For Cooking Equipment, See our Hot Side Catalog

Featuring Replacement Parts, Supplies and Accessories for the following manufacturers:

Accutemp
Adamation
Adcraft
Advance Controls
Alto-Shaam
Amana
American Dish Service
American Metal Ware
American Range
Anets
APW (American Permanent Ware)
Aqua-Pure
Aquatrol
Arrow Hart
Asco
Atlas
Autofry/Motion Technologies
B K Industries
Bakers Pride
Bar Maid
Barnes And Jones
Baso
Bastian Blessing
Belleco
Berkel
Bevles
Biro
Bizerba
BKI (Barbeque King)
Black Rhino
Blakeslee
Blickman
Blodgett
Bloomfield
Brewmatic
Brite-Way
Broaster
Bunn
Buss
C Cretors
Cadco
Cambro
Canplas
Carter Hoffmann
CDN
Cecilware
Champion
Chromalox
Clark
Cleveland
CMA Dishmachines
Comark
Comstock Castle
Conbraco
Connerton
Cooper Wiring
Crathco
Crescor
Crown
Cuno
Curtis
Custom Deli Equipment
DCS
Dean
Delfield
Dormont
Duke
Dynamic Mixer
Eagle
Eagle/Metal Masters
Edlund
EGO
Electrolux
Ember Glo
Energy Mizer
Essex Stemco
Everpure
Falcon
Farberware
Fast
Federal Industries
Fenwal
Fetco
Fisher
Fisher Mfg
Flame Guard
Fluke
Franklin Chef
Frymaster
Fusion
FWE (Food Warming Equipment)
Garland
Glass Pro
Globe
Grindmaster
Groen
Hamilton Beach
Harper Wyman
Hartland Controls
Hatco
Hays
Henny Penny
Hickory
Hobart
Hollymatic
Holman
Honeywell
Hubbel
Imperial
Insinger
In-Sink-Erator
Intedge
Intek
Intermetro
Jackson
Jade Range
Jet Force
Jet Spray
Kason
Keating
Knight
Lang
Legion
Lincoln
Loctite
Magikitch'N
Marathon Heater
Market Forge
Marsal And Sons
Marshall Air
Maxitrol
Meiko
Merco
Middleby Marshall
Miroil
MKE
Montague
Moyer Diebel
Nemco
Nieco
Nu-Vu
Panasonic
Parker
Pelouze
Penn-Johnson
Perfect Fry
Pitco
Prince Castle
Randell
Rankin Delux
Rational
Research Products
Robertshaw
Robot Coupe
Rocky Mountain Cookware
Roll-A-Grill
Roundup
Royal Range
Salvajor
San Jamar
Savory
Scratch-B-Gone
Seco
Selecto
Server Products
Sheila Shine
Silver King
Southbend
Southern Pride
Star Metal
Star Mfg
Stera-Sheen
Stero
Sunne Controls
Super Systems
Super-Chef
T&S
Table Shox
Taylor
TEC
Toastmaster
Toastwell
Tomlinson
Traulsen
Tri-Star
Turbochef
UEI
Ultra-Serve
Univex
US Range
Vita-Mix
Vollrath
Vulcan Hart
Waring
Watts
Wells
West Bend
White Rodgers
Winston Products
Wittco
Wolf
Wyott

CALL 800-332-2500 TO REQUEST A HOT SIDE CATALOG

AllPoints® Foodservice Parts & Supplies

REACH-IN (CONT.)

Kason Latches & Strikes

All for Left or Right Door Openings

- Padlock Feature
- Adjustable Strike
- Polished Chrome Finish

Description	Offset	Length	Width	Outside Screw Centers	Kason Series	Order Number
Trigger Action Latch Only	—	5 57/64"	2 3/32"	7/8" & 1 1/2"	930	**26-3595**
Trigger Action Latch w/3-Hole Strike	Flush to 3/8"	5 57/64"	2 3/32"	7/8" & 1 1/2"	930	**26-3596**
Trigger Action Latch w/2-Hole Strike	7/8" to 1 1/4"	5 57/64"	2 3/32"	7/8" & 1 1/2"	930	**26-3599**
Trigger Action Latch w/4-Hole Strike	7/8" to 1 1/8"	6"	2 25/32"	1" & 1 3/4"	931	**22-1105**
Latch w/3-Hole Strike	7/8" to 1 1/4"	6"	2 3/32"	7/8" & 1 1/2"	930	**26-6148**

26-3595

26-3596

26-3599

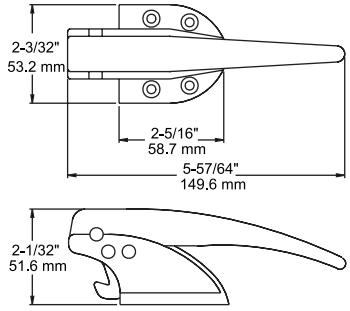

Latch
26-3595, 26-3596, 26-3599

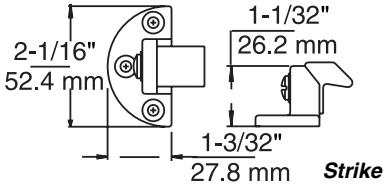

Strike

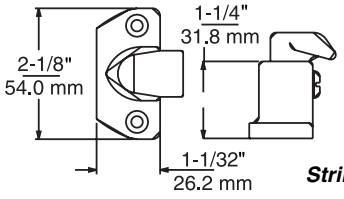

Strike

22-1105

26-6148

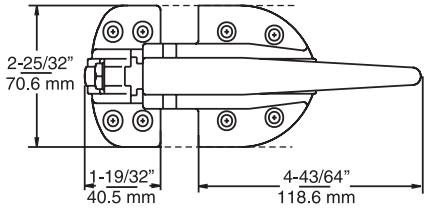

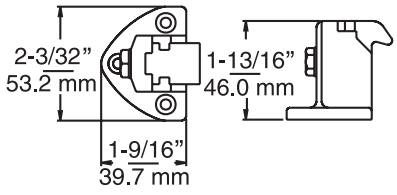

REACH-IN (CONT.)

Latches & Strikes

All for Left or Right Door Openings

- Padlock Feature
- Adjustable Strikes

Description	Finish	Offset	Length	Width	Outside Screw Centers	Mfg. Number	Order Number
Latch w/3-Hole Strike	Chrome Plated	5/8" to 1 1/4"	7"	2 3/32"	13/16" & 1 1/2"	R30-9140	**22-1104**
Latch w/3-Hole Strike	Stainless Steel	5/8" to 1 1/4"	5 1/4"	2 5/16"	7/8" & 1 1/2"	507	**26-6168**
Latch w/3-Hole Strike	Chrome Plated	5/8" to 1 1/4"	5 1/4"	2 5/16"	7/8" & 1 1/2"	507	**26-6147**
Latch w/4-Hole Strike	Stainless Steel	5/8" to 1 1/4"	5 1/4"	2 5/16"	7/8" & 1 1/2"	507	**26-6156**

22-1104

26-6168

26-6147

26-6156

1-2 Day Ground Shipping to Most of the U.S.

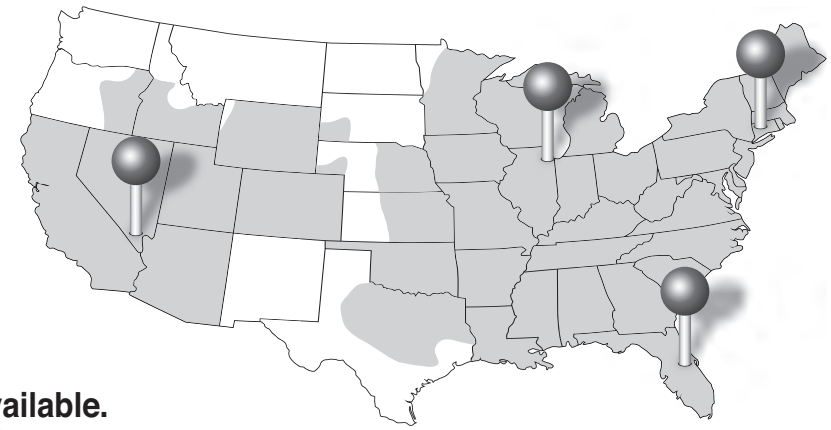

AllPoints®
Foodservice Parts & Supplies

Overnight Air Shipping Available.
We offer the latest cut-off in the industry for same day shipping.

Kason Cam Rise Hinges & Spring Assisted Cartridge

All Hinges are Reversible for Left or Right Hand Mount

Mounting Type	Comments	Kason Number	Order Number
Flush	Cam Rise Hinge, Lift-Off	1256	**26-1904**
Flush	Cam Rise Hinge, Lift-Off	1255	**26-1905**
—	Spring Cartridge Kit Only	1255, 1256	**26-1906***
Flush	Cam Rise Hinge, Lift-Off	1245	**26-1907**
1⅛" Offset	Cam Rise Hinge, Lift-Off	1245	**26-1908**
1⅜" Offset	Cam Rise Hinge, Lift-Off	1245	**26-1909**
1¼" Offset	Cam Rise Hinge, Lift-Off	1245	**26-3360**
—	Male Cam Only	1245	**26-6178**
—	Cam Kit	1245, 1253, 1255	**28-2410**
Flush	Cam Rise Hinge, Lift-Off	1246	**26-3359**
Flush	Spring Assisted Cam Rise, Lift-Off	1248	**26-1910**
1⅛" Offset	Spring Assisted Cam Rise, Lift-Off	1248	**26-1911**
1¼" Offset	Spring Assisted Cam Rise, Lift-Off	1248	**26-3358**
1⅜" Offset	Spring Assisted Cam Rise, Lift-Off	1248	**26-1912**

*Converts 1255 and 1256 to spring assist.

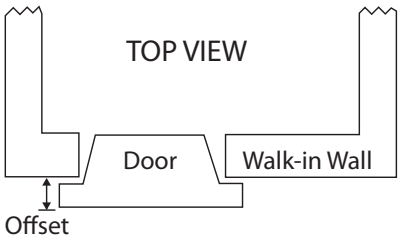

Offset For Walk-in Doors
Measure the distance the door sticks out from the surface of the walk-in wall.

26-1904


26-1905

26-1906

26-1907, 26-1908, 26-1909

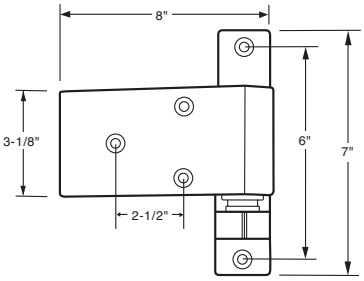

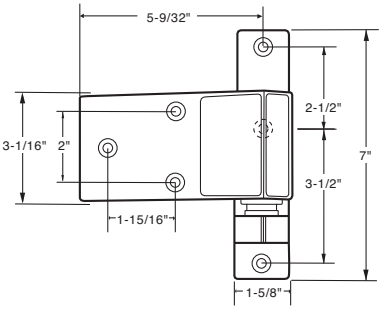

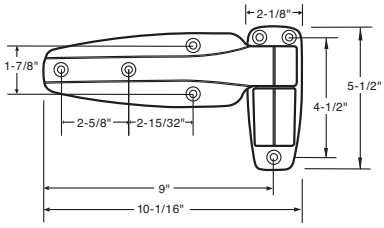

26-3360

26-6178

28-2410

26-3359

26-1910, 26-1911, 26-1912, 26-3358

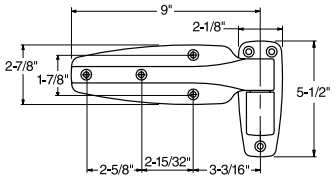

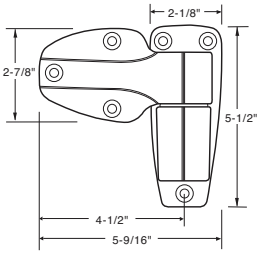

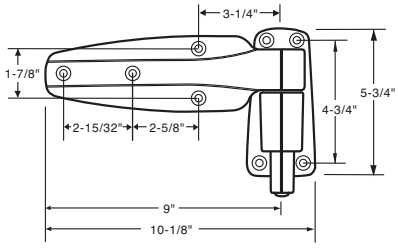

WALK-IN (CONT.)

Cam Lift Hinges & Spring Assist Cartridge Kit

Mounting Type	Description	Mfg. Number	Order Number
Flush	Reversible Cam Rise Lift Hinge, Polished Chrome	Standard Keil 9300L	**26-1899**
1⅛" Offset	Reversible Cam Rise Lift Hinge, Polished Chrome	Standard Keil 9300L	**26-1900**
1¼" Offset	Reversible Cam Rise Lift Hinge, Polished Chrome	Standard Keil 9300L	**26-1901**
1½" Offset	Reversible Cam Rise Lift Hinge, Polished Chrome	Standard Keil 9300L	**26-1902**
—	Spring Cartridge Kit Only	2862	**26-1903**
All	Male & Female Cam	Standard Keil 9300L	**28-1164**
Flush	Spring Assisted Cam Lift, For Left Hand Doors, Satin Aluminum	Dent D69S	**26-6282**
Flush	Spring Assisted Cam Lift, For Right Hand Doors, Satin Aluminum	Dent D69	**26-6283**
Flush	Cam Lift, Lift-Off, For Left Hand Doors, Satin Aluminum	Dent D61	**21-455**
Flush	Cam Lift, Lift-Off, For Right Hand Doors, Satin Aluminum	Dent D61	**22-4479**
Flush	Spring Assisted Cam Lift, For Left Hand Doors, Satin Aluminum	Dent D61S LH	**21-466**
Flush	Spring Assisted Cam Lift, For Right Hand Doors, Satin Aluminum	Dent D61S RH	**21-465**

26-1899, 26-1900, 26-1901, 26-1902

26-1903

28-1164

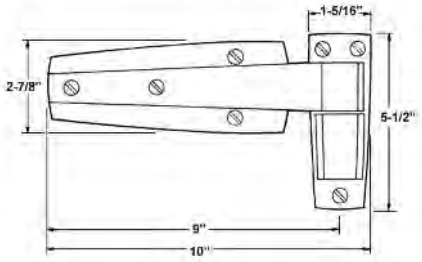

26-6282, 26-6283 (not shown)

21-455, 22-4479 (not shown)

21-466, 21-465 (not shown)

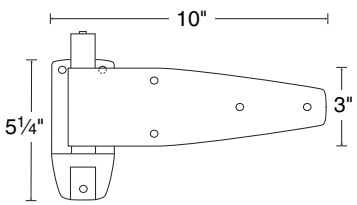

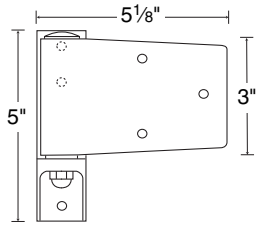

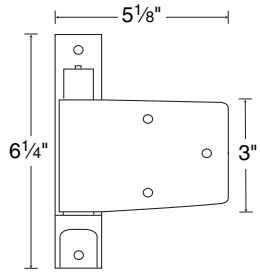

WALK-IN (CONT.)

Cam Lift Hinges & Spring Assist Cartridge Kit (Cont.)

Mounting Type	Description	Mfg. Number	Order Number
1⅛" Offset	Heavy Duty, Zinc Plated Steel, For Cold Storage Doors	Polar 303C	**26-6242**
1⅛" Offset	Heavy Duty, Nylon-Bearing, Zinc Plated Steel Leaf, Cast Iron Bracket	Polar 302H	**26-6220**
1⅛" Offset	Heavy Duty, Cam Lift, Reversible, Polished Chrome Finish	Premco PRC18	**26-6243**
1¼" Offset	Reversible Cam Lift, Lift-Off, Satin Aluminum	Dent D69	**21-476**
1⅝" Offset	Reversible Cam Lift, Lift-Off, Aluminum	Dent D59, D69	**26-6281**

26-6242

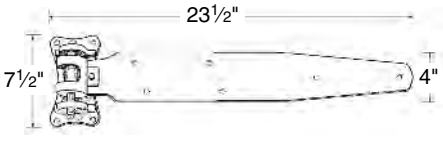

26-6220

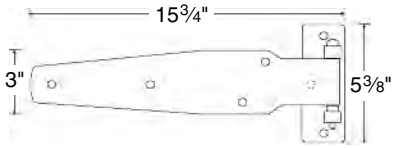

26-6243

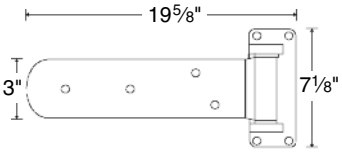

21-476

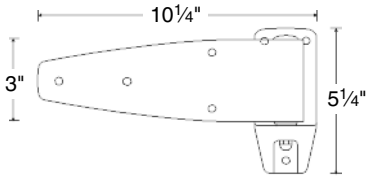

26-6281

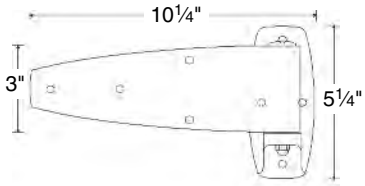

Have a Question?

1-800-332-2500

(USA & Canada)

WALK-IN (CONT.)

Kason Latches & Strikes

Description	Finish	Kason Number	Order Number
Latch w/Strike — 15⁄16" to 1 5⁄8" Offset, Customized Cast-Iron Body & Strike	Kasonized	53	**26-3234**
SafeGuard® Latch w/Strike #11 & Inside Release — 1 1⁄8" to 1 5⁄8" Offset, No Lock	Polished Chrome	55	**22-1154**
Strike Only — 1 1⁄8" to 1 5⁄8" Offset	Polished Chrome	55	**26-1896**
SafeGuard® Latch Only — w/Lock & Padlockable, Light Spring For Foam Doors	Polished Chrome	58	**26-3288**
SafeGuard® Latch Only — No Lock, Padlockable, Light Spring For Foam Doors	Polished Chrome	58	**22-1155**
Roller Strike — 1 3⁄4" to 2 1⁄2" Offset	Polished Chrome	58, 59	**26-3303**
SafeGuard® Latch w/Strike — 1⁄8" to 1⁄4" Offset, No Lock, Padlockable	Polished Chrome	77	**26-6273**
SafeGuard® Latch w/Strike — 3⁄4" to 1 1⁄2" Offset, No Lock, Padlockable	Polished Chrome	77	**26-6274**
SafeGuard® Latch Only — Heavy Duty, Padlockable, Light Spring	Polished Chrome	56	**22-1596**
Strike Only — Flush, -1⁄8" to 1⁄4"	Polished Chrome	56	**26-4078**
Strike Only — 3⁄4" to 1 1⁄2" Offset	Polished Chrome	56	**26-4079**
Strike Only — 1 3⁄4" to 2 1⁄2" Offset	Polished Chrome	56	**26-4080**
Strike Only — 3⁄4" to 1 1⁄2" Offset	Polished Chrome	58	**26-1898**

53 Body Length: 9 15⁄16"

26-3234

For **Kason Inside Safety Release Handles**
See Page 144

22-1154

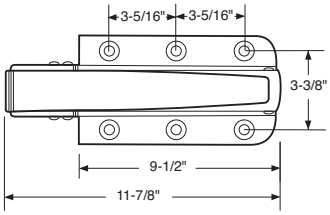

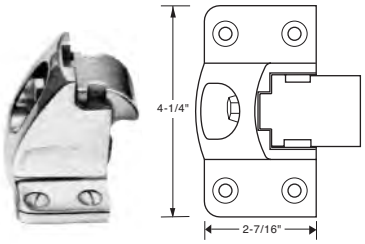

26-1896

26-3288

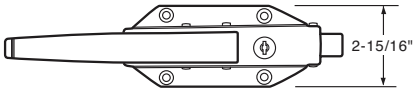

22-1155

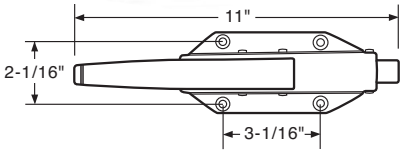

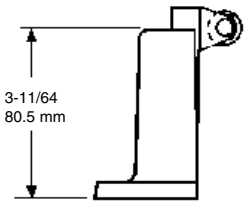

26-3303

26-6273, 26-6274

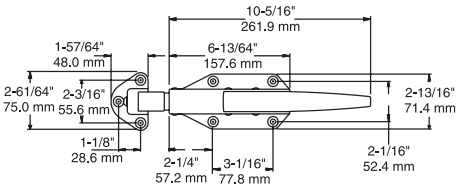

22-1596

26-4078, 26-4079, 26-4080

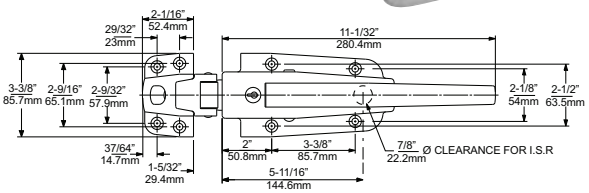

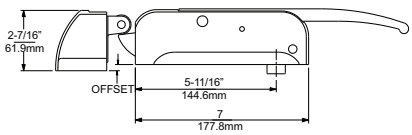

26-1898

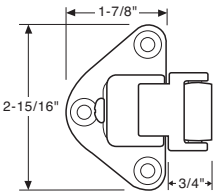

WALK-IN (CONT.)

Latches & Strikes

Description	Finish	Mfg. Number	Order Number
Safety Latch Only — Heavy Duty, No Lock, Tamper-Proof Design	Polished Chrome	W38 Series	**22-1152**
Safety Latch Only — Super Heavy Duty, w/Lock, Tamper-Proof Design	Polished Chrome	W38 Series	**22-1153**
Safety Latch Only — Heavy Duty, w/Lock, Tamper-Proof Design, ½" to ⅜" Offset	Polished Chrome	W38-1000C	**26-6276**
Safety Latch w/Strike — Heavy Duty, No Lock, Tamper-Proof Design, ¾" to 1⅝" Offset	Polished Chrome	W38-1500	**26-4323**
Safety Latch w/Strike — Heavy Duty, w/Lock, Tamper-Proof Design, ¾" to 1⅝" Offset	Polished Chrome	W38-1500C	**26-6277**
Safety Latch w/Strike — Heavy Duty, No Lock, Tamper-Proof Design, 1⅝" to 2½" Offset	Polished Chrome	W38-2000	**26-6278**
Strike Only — Adjustable, Flush to ⅜" Offset	Polished Chrome	W38 Series	**26-1893**
Strike Only — Adjustable, ¾" to 1⅝" Offset	Polished Chrome	W38 Series	**26-1894**
Strike Only — Adjustable, 1¾" to 2½" Offset	Polished Chrome	W38 Series	**26-1895**
Safety Latch w/Strike — Standard Duty, No Lock, ⅛" to ⅜" Offset	Polished Chrome	W19-1000	**26-6165**
Safety Latch w/Strike — Standard Duty, w/Lock, ⅛" to ⅜" Offset	Polished Chrome	W19-1000C	**26-6270**
Safety Latch w/Strike — Standard Duty, No Lock, ¾" to 1⅝" Offset	Polished Chrome	W19-1500	**26-6169**
Safety Latch w/Strike — Standard Duty, w/Lock, ¾" to 1⅝" Offset	Polished Chrome	W19-1500C	**26-6271**
Safety Latch w/Strike — Standard Duty, No Lock, 1⅝" to 2½" Offset	Polished Chrome	W19-2000	**26-6174**
Safety Latch w/Strike — Standard Duty, w/Lock, 1⅝" to 2½" Offset	Polished Chrome	W19-2000C	**26-6272**

22-1152, 22-1153

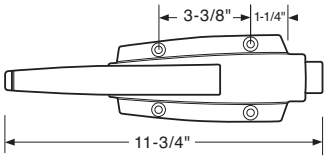

Photo shown with Lock



26-6276, 26-6277, 26-6278

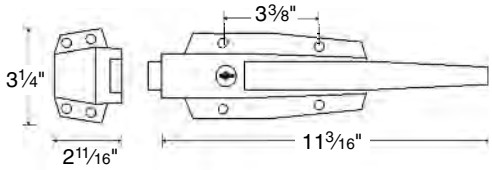

26-4323

26-1893, 26-1894, 26-1895

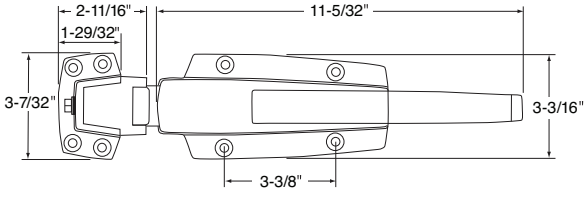

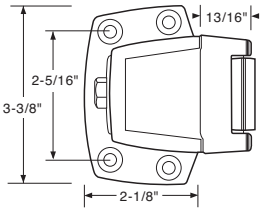

Photo shown without Lock

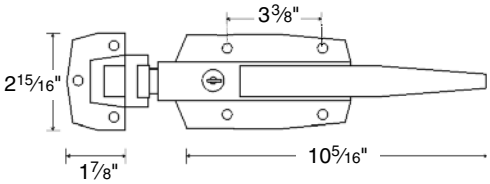

26-6165, 26-6169, 26-6270, 26-6271, 26-6272, 26-6174

WALK-IN (CONT.)

Latches & Strikes (Cont.)

Description	Finish	Mfg. Number	Order Number
Strike Only — Flush to ¼" Offset	Polished Chrome	W19 Series	**26-1897**
Strike Only — ¾" to 1½" Offset	Polished Chrome	W19 Series	**26-4326**
Foot Treadle — Flush Mount, 7¾" Length, Reversible, Mounting Holes – 2" Centers	Brushed Aluminum	W50-1000	**26-6191**
Latch Only — Heavy Duty, Padlock Feature, Inside Release Option	Polished Chrome	Premco PR102	**26-6142**
Latch w/Strike & Inside Release — Padlockable, Flush to ⅛" Offset, Iron	Powder Coated Grey	Polar 5031FL-R	**26-6219***
Latch w/Strike & Inside Release — Padlockable, ¾" to 1¼" Offset, Iron	Powder Coated Grey	Polar 5031OFF-R	**26-6275***
Latch w/Strike & Inside Release — Padlockable, 11⁄16" to 1½" Offset, Iron	Powder Coated Grey	Polar 324, Offset	**26-6202****
Latch w/Strike & Inside Release — Padlockable, Flush to 11⁄16" Offset, Iron	Powder Coated Grey	Polar 324, Flush	**26-6164****

*For doors up to 4" thick.
**For doors up to 6" thick.

26-1897, 26-4326

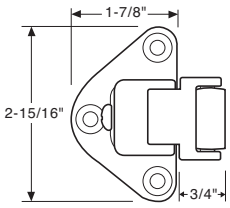

26-6191

26-6142

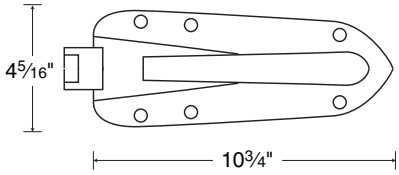



26-6219, 26-6275

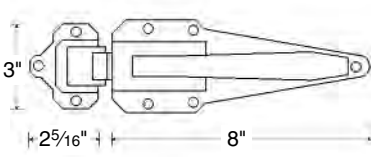



26-6202, 26-6164

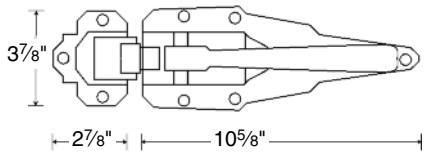

For **Inside Safety Release Handles**
See Page 145

WALK-IN (CONT.)

Kason Lever/Pull Handles with Inside Release

Description	Length	Width	Mount Holes	Kason Number	Features	Order Number
Locking Pull Handle w/Lever Turn Release	13 27/32"	2 3/8"	8"	1239C-040D	Cylinder Lock & Padlock Provision, Flush Mount, Brushed Chrome/Textured Panel	**22-1160**
Locking Pull Handle w/Inside Release	10 3/4"	2 3/8"	7"	1229C-024	Cylinder Lock. Right or Left Mount, Screw Hole Plugs, Polished Chrome Finish	**26-5747**
Lever Locking Handle w/Lever Turn Release	14 1/32"	2 7/8"	2"	1236C-04	Heavy Duty Cylinder Lock & Padlock Provision, Concealed Mounting, Brushed Chrome Finish	**26-5746**
Inside Release					For use with **22-1160**	**26-6188**

22-1160

26-5747

26-5746

26-6188

See Our Web Site to Place Your Orders and More!

Search Our Entire Inventory @ www.AllPointsFPS.com

Log into your account and you can...

- ***Check Current Pricing and Availability***
- ***Place Orders Anytime — Day or Night***
- ***Download Current Pricing, Forms and More***
- ***View Product Description & Model Usage***
- ***View Order History***
- ***Track Shipments***
- ***Check Order Status***
- ***View Account Information***
- ***Save Time with Quick Order***

WALK-IN (CONT.)

Lever/Pull Handles with Inside Release

Description	Length	Width	Finish	Dent Number	Order Number
Lever Handle w/Inside Release & Lock — Flush Mount, For Doors up to 4" Thick	13¾"	2¼"	Satin Aluminum	D89FNS	**26-6157**
Lever Handle w/Strike, Inside Release & Lock — Flush Mount, For Magnetic Gaskets, For Walls up to 4" Thick	14"	2⅞"	Satin Aluminum	D89BR	**26-6269**
Inside Release Only			Chrome	D89BR	**26-6241**
Lever Handle w/Strike & Inside Release — Flush Mount, For Magnetic Gaskets, For Walls up to 4" Thick	12⅞"	2⅝"	Satin Aluminum	D83	**26-6239**
Strike & Inside Release — Flush Mount			Satin Aluminum	D83	**26-6150**
Lever Handle w/Strike & Inside Release — No Lock, Flush Mount For Doors up to 4" Thick	13⅜"	2¾"	Satin Aluminum	D90	**26-6238**
Lever Handle w/Strike, Inside Release & Lock — Flush Mount, For Walls up to 4" Thick	13⅜"	2¾"	Satin Aluminum	D90	**26-6268**

26-6157

26-6269

26-6241

26-6150, 26-6239

Shown without Lock

26-6268, 26-6238

For **Latches & Strikes**
See Pages **139-141**

Have a Question?

1-800-332-2500

(USA & Canada)

WALK-IN (CONT.)

Kason Inside Safety Release Handles

Knob & Rod Length	Description	Door Thickness	Kason Number	Features	Order Number
9"	SafetyGlow™ Knob Inside Release Handle	2½"-6"	481A-60	Kasonized Steel Rod & Flange for use with 56, 5656 Latch	**22-1529**
10¼"	SafetyGlow™ Knob Inside Release Handle	3"-6"	481B-60	Kasonized Steel Rod & Flange for use with 52, 53 Latch	**22-1544**
9"	SafetyGlow™ Knob Inside Release Handle	1½"-6"	481C-60	Kasonized Steel Rod & Flange for use with 58, 59, 77 Latch	**22-1545**
10½"	Push Inside Release Handle	1½"-6"	482C-60	Kasonized Steel Rod & Flange w/Iron Knob for use with 58, 59, 77 Latch	**22-1546**
5½"	Round Recessed Plastic Inside Release Handle for 6" Hole	3"-4"	486	Kasonized Steel Rod with SafetyGlow™ Knob	**26-2569**

22-1529, 22-1544, 22-1545

22-1546

26-2569

Kason Security Hasps

Description	Door Thickness	Kason Number	Features	Order Number
Padlock Hasp w/Inside Release – Flush	Up to 4"	0036-02	Fast Install, Tamper-Resistant Stainless Steel Locking Bar, Chrome Plated Finish	**26-3394**
Padlock Hasp w/Inside Release – 1⅜" Offset	Up to 4"	0036-08	Fast Install, Tamper-Resistant Stainless Steel Locking Bar, Chrome Plated Finish	**26-6250**

26-3394

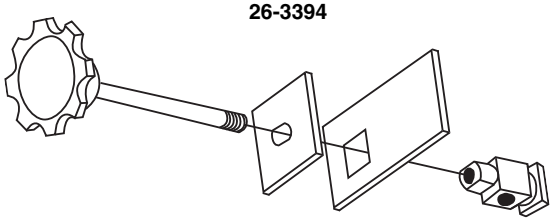



26-6250

WALK-IN (CONT.)

Inside Safety Release Handles

Length	Description	Door Thickness	Mfg. Number	Features	Order Number
6" from Flange Pin	Surface Mount, Inside Safety Release	4"-6"	W28-2600	Solid Fiberglass Reinforced Polyester Push Rod, Glow in the Dark Knob	**28-1095**
6" from Flange Pin	Surface Mount, Inside Safety Release	Up to 4"	W28-2400	Solid Fiberglass Reinforced Polyester Push Rod, Glow in the Dark Knob	**26-6279**
—	Recessed Safety Release For 3½" Hole, 4 7/16" OD	Up to 4"	W28-3400	Solid Fiberglass Reinforced Polyester Push Rod, Glow in the Dark Knob	**26-6145**

28-1095

26-6279

26-6145

Locking Bar Assembly

Features	Dent Number	Order Number
Stainless Steel Locking Bar for Flush Doors up to 36", Inside Release for Walls up to 4"	D-150	**26-6179**



Looking for **Cooking Equipment Parts?**
See Our **HOT SIDE Catalog**.

WALK-IN (CONT.)

Kason Hydraulic Door Closers

KASON®

Offset	Description	Kason Number	Finish	Order Number
Flush	Door Closer Complete	1092-04	Kasonized	**26-3327***
1⅛"	Door Closer Complete	1092-08	Kasonized	**26-3362**
Flush	Door Closer Complete	1093-04	Chrome w/White Plastic Cover	**26-1585**
1⅛"	Door Closer Complete	1093-08	Chrome w/White Plastic Cover	**26-1586**
—	Door Closer Body Only	1094-03	Polished Chrome	**26-2997**
Flush	Hook Only	1094-025	Polished Chrome	**26-2998**
1⅛"	Hook Only	1094-029	Polished Chrome	**26-2999**
Flush	Heavy Duty Door Closer Complete	1094-0325	Polished Chrome	**26-1890**
1⅛"	Heavy Duty Door Closer Complete	1094-0329	Polished Chrome	**26-1891**

*Crosses to Bally #16768.

26-3327

26-3362

26-1585, 26-1586

26-2997

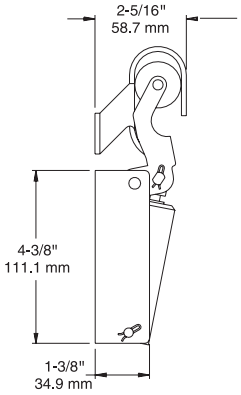

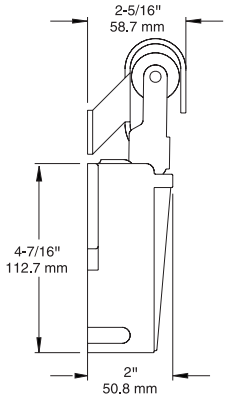

26-2998

26-2999

26-1890

26-1891

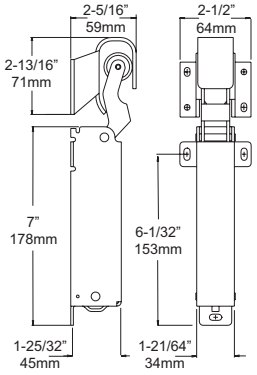

26-1890 & 26-1891

WALK-IN (CONT.)

Hydraulic Door Closers

Offset	Description	Finish	Order Number
Flush	Door Closer Complete	Polished Chrome	**26-3995***
Flush	Door Closer Complete	Polished Chrome	**26-3996**

*With Universal Mounting Plate.

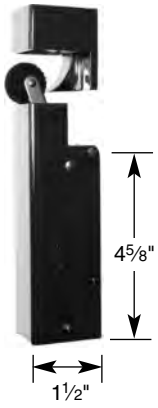

26-3995

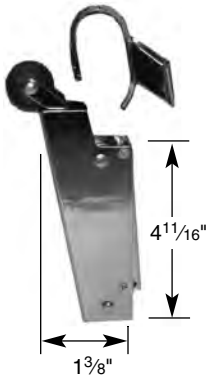

26-3996

EXACT FREIGHT COSTS UP-FRONT

NO MORE GUESSING.

AllPoints provides EXACT freight costs up-front allowing you to select the shipping option that best fits your needs and budget.

Call Today
800-332-2500

WALK-IN (CONT.)

Kason Spring Activated Door Closers

Offset	Description	Kason Number	Finish	Order Number
—	Door Closer, Spring Action	1097-04	Kasonized	**26-1889**
—	Complete Spring Cartridge (For **26-1889**)	1097-12	Kasonized	**26-6249**
—	Door Closer Body Only	1095-13	Bright Chrome	**26-4086**
Flush	Door Closer Complete	1095-1325	Bright Chrome	**26-5307**
Flush	Hook Only	1094-025	Polished Chrome	**26-2998**
1⅛"	Hook Only	1094-029	Polished Chrome	**26-2999**

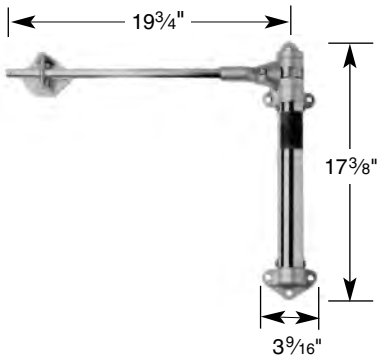

26-1889

26-6249

26-4086

26-5307

26-2998

26-2999

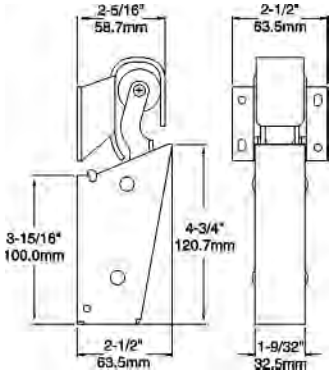

For **Strip Curtains, Strip Doors** and **Vinyl Swing Doors**
See Pages 94-95

WALK-IN (CONT.)

Spring Activated Door Closers

Offset	Description	Finish	Order Number
Flush	Door Closer Complete	Polished Chrome	**26-3994***
Flush	Door Closer Complete	Stainless Steel	**26-5324**
1⅛"	Door Closer Complete	Stainless Steel	**21-309**
Flush	Hook Only	Stainless Steel	**26-6295**

*With Universal Mounting Plate.

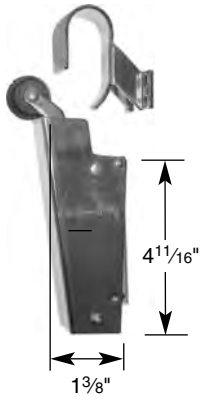

26-3994, 26-5324



21-309

26-6295

Heavy-Duty Spring-Activated Door Closer

- Adjustable spring tension
- For use on left- or right-hand doors
- For doors up to 8' H x 6' W
- 25" overall height
- 13.4 Lbs.
- Amplex number: 55-25

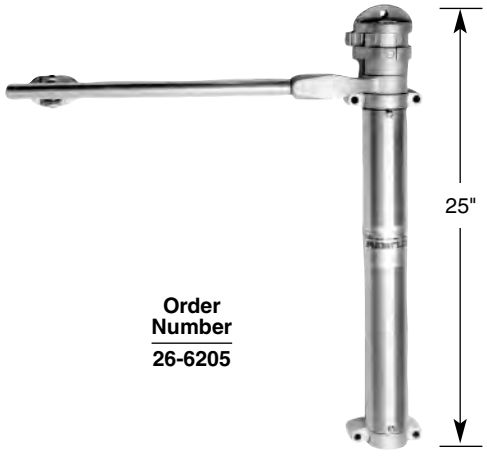

Order Number
26-6205

HANDLES & PULLS

Handles & Pulls

Length	Mount Centers	Mount Type	Finish Material	Comments	Order Number
3 13/16"	3 1/2"	8-32	Satin Chrome	—	**26-4318**
4"	3"	8-32	Chrome Plated	Die-Cast Metal	**22-1394**
4 1/4"	4"	8-32	Satin	Stainless Steel	**22-1366**
4 1/2"	4"	8-32 Included	Satin Chrome	Aluminum	**26-6253**
4 3/4"	4"	10-24	Black Nylon	Brass Threaded Insert	**22-1352**
4 3/4"	4"	10-24	Polished Chrome	Die-Cast Metal	**22-1365**
6 1/8"	5"	1/4-20	Polished Chrome	Chrome Plated, Offset Grip	**22-1367**
6 1/2"	6 1/8"	10-24	Black/Chrome	Replaces Perlick	**22-1368**
12 1/4"	7"	SM Screw	Black Plastic	Replaces True, For Sliding Door Units	**22-1370**
12 5/8"	11"	1/4-20	Polished Aluminum	Rear Mount	**26-6292**
12 13/16"	10 5/8" Rear Mount, 11 5/8" Front Mount	1/4-20	Polished Chrome	Solid Metal Casting	**22-1240**
14 5/8"	12 7/16" Rear Mount, 13 7/16" Front Mount	1/4-20 (Rear Mount) 3/16" Unthreaded (Front Mount)	Polished Chrome	Solid Metal Casting	**26-6222**

26-4318

22-1394

22-1366

26-6253

22-1352

22-1365

22-1367

22-1368

22-1370

26-6292

22-1240

26-6222

For **More Handles** See Page 157

Heavy Duty Tubular Handles — 7/8" OD Stainless Steel

Length	Mount Centers	Mount Type	Comments	Order Number
12 7/8"	12"	1/4-20	Phenolic Stand-Offs	**22-1372**
18 7/8"	18"	1/4-20	Phenolic Stand-Offs	**22-1373**

22-1372, 22-1373

ROLLER BEARINGS

Steel Roller Bearings

Type	Dia.	Width	Width w/Shoulder	Hole Or Stud	Material	Order Number
Concaved	1 3/16"	5/16"	3/8"	1/4" Hole	Steel	**26-2626**
Concaved	1 3/16"	5/16"	3/8"	1/4"-20 x 3/8" Stud	Steel	**26-2627**
Convex	1 3/32"	3/8"	9/16"	1/4"-20 x 1/4" Stud	Stainless Steel	**26-2635**
Flat	1"	5/16"	3/8"	1/4" Hole	Steel	**26-2621**
Flat	1 5/16"	5/16"	3/8"	1/4" Hole	Steel	**26-2622**
Flat	7/8"	7/32"	3/8"	1/4"-20 x 3/8" Stud	Steel	**26-2623**
Flat	1 5/16"	5/16"	19/32"	1/4"-20 x 3/8" Stud	Steel	**26-2624**
Flat	29/32"	1/4"	11/32"	1/4"-20 x 5/16" Stud	Stainless Steel	**26-2120**
Flat	29/32"	1/4"	11/32"	1/4"-20 x 5/16" Stud	Stainless Steel	**26-2625**
Flat	1 15/16"	5/8"	13/16"	1/4" Hole	Zinc Plated Steel	**26-2628**
Flat	1 15/16"	5/8"	45/64"	1/4" Hole Offset	Zinc Plated Steel	**26-2629**
Flat w/Nylon Tire	1"	7/32"	9/32"	1/4" Hole	Steel/Nylon	**26-6297**
Flat w/Rivet	1"	7/32"	1/8"	1/4" Hole	Steel	**26-6210**
Flat w/Rivet	1 5/16"	5/16"	3/32"	1/4" Hole	Steel	**26-6298**
Flat w/Rivet, Nylon Tire	1"	7/32"	1/8"	1/4" Hole	Steel/Nylon	**26-6299**
Rubber Tire w/Screw Stud	1 5/16"	5/16"	3/8"	1/4"-20 Stud	Steel	**26-6300**
Rubber Tire	1 5/16"	5/16"	3/8"	1/4" Hole	Steel	**26-6223**
Sheave, Bottom Mount w/Concave Roller	1 3/8"	5/16"	2 1/4"	—	Zinc Plated Steel	**26-6304**

26-2626

26-2627

26-2635

26-2621, 26-2622

26-2623

26-2624

26-2120

26-2625

26-2628

26-2629

Mounting Bolt, Locknut & Washer for 26-2628 & 26-2629

Order Number
26-2630

26-6297

26-6210, 26-6298, 26-6299

26-6300

26-6223

26-6304

ROLLER BEARINGS (CONT.)

Specific Roller Bearings

Description	Size	Replaces	Common Use	Order Number
Concaved Metal, 1 5/8" Ctr Mt.	13/16" Dia.	872545	True	**26-2636**
Concaved Metal Roller	1" Dia.	—	Beverage-Air	**26-2631**
Concaved Metal Roller w/Pin	1 1/4" Dia.	—	Jordon, Howard	**26-2633**
Convex Stainless Steel Roller	1 3/32" Dia.	344-07386	Traulsen	**26-2635**
Flat Metal Roller	1 1/2" Dia.	—	Delfield/Randell	**26-2632**
Flat Nylon/Metal Roller	2" Dia.	344-17607	Traulsen	**28-1221**
Flat Stainless Steel Roller	1 5/16" Dia.	344-33486	Traulsen	**26-2634**
Roller Assembly Fits 9/16" Slot	1/2" Dia.	—	Display Cases	**26-2637**

26-2636

26-2631

26-2633

26-2635

26-2632

28-1221

26-2634

26-2637

See Our Web Site to Place Your Orders and More!

Search Our Entire Inventory @ www.AllPointsFPS.com

Log into your account and you can...

- ***Check Current Pricing and Availability***
- ***Place Orders Anytime — Day or Night***
- ***Download Current Pricing, Forms and More***
- ***View Product Description & Model Usage***
- ***View Order History***
- ***Track Shipments***
- ***Check Order Status***
- ***View Account Information***
- ***Save Time with Quick Order***

DOOR HARDWARE

Sliding Door Double Channel

- 6 ft. long
- Extruded aluminum

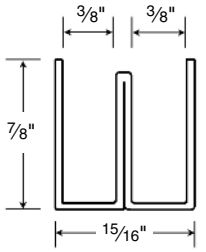



Order Number
26-6315

Sliding Door Closing Spring

- For self-closing sliding doors
- Fits most units
- 1/4" dia. x 17" long
- Stainless steel

Order Number
21-305

Sliding Glass Door Lock

- For framed glass doors up to 5/8" thick
- 4 3/8" long
- Chrome plated steel

Order Number
26-6317

Sliding Glass Door Lock

- Heavy duty
- For frameless glass doors up to 5/16" thick
- 5 1/4" long
- Chrome plated steel

Order Number
26-6308

Sanitary Overhead Tracks

- For use with door sheaves
- 72" long
- Extruded aluminum



Order Number
26-6213

Track

- Commonly used on Jordon/Fogel
- For use with concave rollers
- 1 3/16" across bottom x 5/8"
- 50" overall length
- Extruded aluminum

Order Number
26-6316

Door Sheaves

- For use with Door Tracks **#26-6213**

Description	Order Number
FRONT	
Steel Wheel	**26-6310**
Steel Wheel w/Nylon Tire	**26-6311**
REAR	
Steel Wheel	**26-6312**
Steel Wheel w/Nylon Tire	**26-6313**

26-6310, 26-6311

26-6312, 26-6313

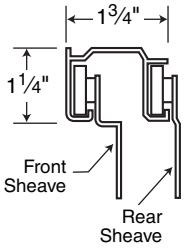

Glass Capping

- 6 ft. long
- Tapered channel for 1/4" glass
- Stainless steel

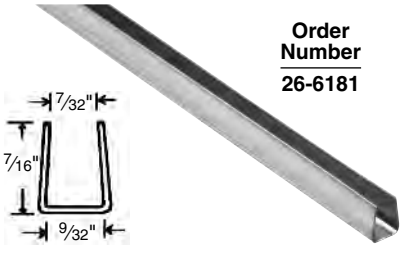

Order Number
26-6181

DOOR HARDWARE (CONT.)

Utility Locks

- Stainless steel face
- 2 keys provided
- For 1 3/16" max. material thickness
- 180° cam action

A (Max.)	B	C	Order Number
1/4"	19/32"	7/8"	**26-6193**
9/16"	25/32"	1 1/16"	**26-6194**
15/16"	1 5/32"	1 7/16"	**26-6195**
1 3/16"	1 13/32"	1 11/16"	**26-6196**

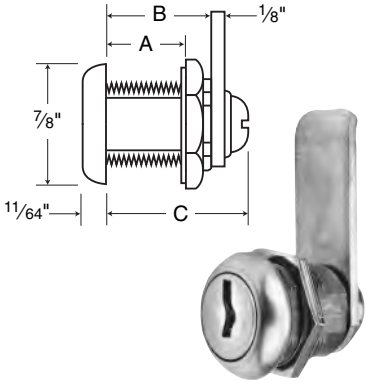

Hollow Drawer Utility Lock

- Stainless steel face
- 2 keys provided
- For 9/32" max. drawer thickness

Order Number
26-6306

Edgemount Lock w/Keeper

- Mounting hole cap & key included
- Chrome plated
- **Lock:** 2"L x 3/4"W x 1"D, 1 1/4" screw centers
- **Keeper:** 2"L x 3/4"W x 1/2"D, 1 7/16" screw centers

Order Number
26-6204

Long Shackle Brass Padlock

- Ideal for refrigerator latches
- Includes 2 keys
- 1 3/4" padlock
- 5/16" dia. solid brass shackle measures 3" inside height x 29/32" width when closed

Order Number
26-6258

Kick Plates

- Countersunk holes for flat or oval head screws

Size	Material	Order Number
8" x 30"	Aluminum	**26-6180**
8" x 30"	Polished Solid Brass	**26-6197**
8" x 30"	Stainless Steel	**26-6171**
8" x 34"	Polished Solid Brass	**26-6198**
8" x 34"	Stainless Steel	**26-6172**



Push/Pull Plates

- Countersunk holes for flat or oval head screws
- 3 1/2" x 15"

Push Plates

Material	Order Number
Polished Solid Brass	**26-6227**
Stainless Steel	**26-6215**

Pull Plates

Material	Order Number
Polished Solid Brass	**26-6229**
Aluminum	**26-6228**
Stainless Steel	**26-6216**

DOOR HARDWARE (CONT.)

Wall Mounted Door Stops w/Holder

- 3⅝" projection

Polished Solid Brass	Aluminum
Order Number	**Order Number**
26-6318	**26-6254**

Wall Mounted Door Stop

- 3⅝" projection
- Aluminum finish



Order Number
26-6320

Door Stop

- Concave bumper
- Screw mounting
- 2¼" dia.
- Aluminum finish

Order Number
26-6206

Floor Mounted Door Stop w/Holder

- For use on concrete floors
- 3½" high
- Aluminum finish

Order Number
26-6255

Floor Mounted Door Stop

- 3" high
- Polished solid brass

Order Number
26-6262

Door Stops

- 1¾" base x 1" high

Polished Solid Brass	Aluminum
Order Number	**Order Number**
26-6261	**26-6256**

Step Down Door Holder

- Step down to operate
- 4¾" bracket
- 5⅛" overall height
- Aluminum finish

Order Number
26-6211

Flip Down Door Holder

- Flip down to operate
- 4" high
- Brass finish

Order Number
26-6319

Door Pin

- Push-down guide pin
- Fits 5/16" hole
- Stainless steel

Order Number
26-6314

DOOR HARDWARE (CONT.)

All-Purpose Throw Latch w/Keeper

- 5⅜" long
- Stainless steel

Order Number
26-6209

Adjustable Tension Catch

- ¾" x 3⅛"
- Tension is set with adjusting screw
- Nickel plated brass

Order Number
26-6309

Door Catch

- 4"L x 1"W
- Heavy duty 8 lb. pull
- Adjustable tension
- Nickel plated steel
- Replaces #M27

Order Number
26-6248

Roller Grip Latch w/Strike

- 5⅞"L x 1¼"W
- 5" outside screw centers
- Polished chrome
- Replaces #535

Order Number
26-1749

Strike Only

- For Latch **#26-1749**

Order Number
26-3223

Small Latch w/Strikes

- 1½"L x 1½"W
- 11/16" outside screw centers
- Provided w/flush, ⅛" & ⅜" offset strikes
- Replaces #M15-9210

Order Number
26-6240

Small Latch w/Strikes

- 1⅞"L x 1⅞"W
- ⅞" outside screw centers
- Provided w/flush, ⅛" & ⅜" offset strikes
- Replaces #M15-9211

Order Number
26-6152

Stainless Steel Hasp

- 4½"L x 1½"W

Order Number
26-6153

Triple-Jointed Hasp

- Ideal for offset doors
- 7¾"L x 1¾"W
- Zinc plated hardened steel

Order Number
26-6307

Locking Hasp

- 4½"L x 1⅛"W
- Chrome plated steel

Order Number
26-6212

DOOR HARDWARE (CONT.)

Continuous Hinge

- 72" long
- 1 1/16" open width
- .035" thickness
- .085" pin diameter
- Stainless steel with stainless steel pin

Order Number
26-6263

Flag Hinges

- 1 3/4" overall open width x 2" high
- 3/16" pin diameter
- 14 gauge stainless steel

Left-Hand
Order Number
26-6208

Right-Hand
(not shown)
Order Number
26-6207

Lift-Off Hinges

- 1 1/4" overall width x 2" high
- 1/8" pin diameter
- 16 gauge stainless steel

Left-Hand
(not shown)
Order Number
26-6214

Right-Hand
Order Number
26-6226

Steel Hinges

- Sold by the pair
- 4 1/2" x 4 1/2"
- Stainless steel

Order Number
26-6225



Double-Action Spring Hinges

- Sold in pairs
- Brass-lacquered steel

Plate Height	For Door Thickness	Order Number
3"	3/4" to 1 1/8"	**26-6259**
4"	3/4" to 1 1/8"	**26-6260**
5"	1" to 1 1/4"	**36-232**
6"	1 1/4" to 1 3/4"	**36-231**

Washroom Stall Handle

- 3 1/2" screw centers
- 4 3/4" overall length
- 10-24 thread
- For use with Latch No. 141-1050
- Chrome plated, zinc die-cast

Order Number
26-6257

Recessed Pull Handle

- 5 7/16"L x 1 7/16"W
- Fits 1 3/16" x 5 3/16" openings
- Black thermoplastic

Order Number
26-6296

Pull Handle

- 3 13/16"L
- 3 1/2" screw centers
- Satin chrome finish
- 8-32 mount type

Order Number
26-4318

Pull

- 5 7/8" length
- 4 3/4" screw centers
- Chrome plated, zinc die-cast

Order Number
26-6192

Offset Grip Pull

- 4 1/2" L x 2 7/16"W
- 4" screw centers
- 10-24 mounting studs
- Stainless steel

Order Number
26-6251

Round Pull

- 4 1/2" diameter
- Three 10-24 mounting studs
- Stainless steel

Order Number
26-6252

DOOR HARDWARE (CONT.)

Drawer Slides & Rollers

Description	Length	Width	Outside Screw Centers	Mfg. Number	Comments	Order Number
Drawer Slide w/Metal Roller	20"	3/4"	—	530-3020	Extends Full Length For Easy Removal, Load Capacity 125 Lbs, Zinc Plated Steel, Sold by the Pair	**26-6301**
Drawer Slide w/Metal Roller	22"	3/4"	—	530-3022	Extends Full Length For Easy Removal, Load Capacity 125 Lbs, Zinc Plated Steel, Sold by the Pair	**26-6302**
Drawer Slide w/Metal Roller	24"	3/4"	—	530-3024	Extends Full Length For Easy Removal, Load Capacity 125 Lbs, Zinc Plated Steel, Sold by the Pair	**26-6303**
Drawer Slide Roller, Metal					For 26-6301, 26-6302 & 26-6303	**26-6224**
Drawer Slide w/SS Rollers	22"	25/32"	—	552-0022	Stainless Steel w/8 Rollers, Easily Removed, Load Capacity 200 Lbs, Sold by the Pair	**26-6305**
Drawer Slide Roller, SS					For 26-6305	**26-2635**

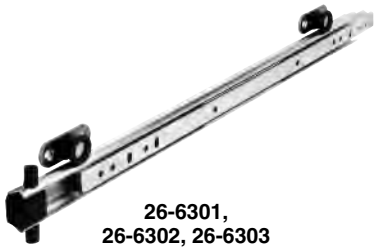

26-6301, 26-6302, 26-6303

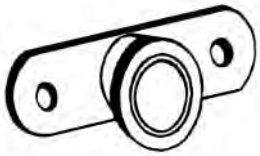

26-6224

26-6305

26-2635

WE DO THE RESEARCH TO MAKE PARTS EASY

BURNER VALVE Order No. 52-1076

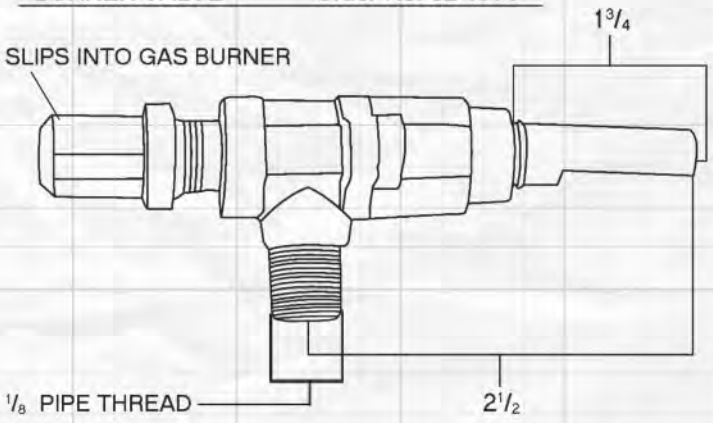

NO MORE WASTED TIME.

Our experienced representatives will do your parts research so you can purchase with confidence.

Call Today
800-332-2500

OPPORTUNITY BEGINS HERE

AllPoints Foodservice Parts & Supplies

SHELVING BRACKETS

Folding Bracket for Removable Shelves

Bracket folds down neatly when not in use and permits easy removal of shelf for cleaning. This unique feature requires no tools.

- The shelf is folded by simply pulling up and dropping it down
- To remove the shelf, slide to the left while in the folded position
- 3⅜" H x 7⅝" D
- Stainless steel
- Sold in sets of 2

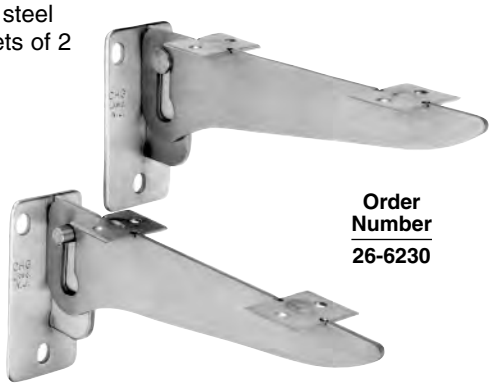

Order Number
26-6230

Folding Bracket

- 8⅝" D x 3⅜" H
- Stainless steel

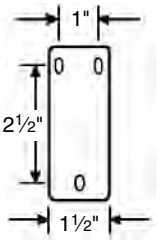

Order Number
26-6324

Rigid Bracket

- 10½" D x 4¼" H
- Stainless steel

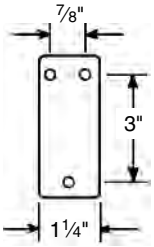

Order Number
26-6321

Folding Bracket

- Bracket folds down neatly when not in use
- 7½" D x 5¼" H
- For shelves up to 10" depth
- Zinc plated steel

Order Number
26-6323

Bracket w/Lock Nut

- Bracket folds down neatly when not in use
- For 10" deep shelves
- Zinc plated steel

Order Number
26-6322

Clear Plastic Shelf Bracket Clips

Center Clip
Order Number
28-2430

End Clip
Order Number
28-2428

SHELVING BRACKETS (CONT.)

Adjustable Sneeze Guard Bracket Set

- 5" high for ¼" glass
- Includes a right and left bracket with adjusting screw
- Stainless steel

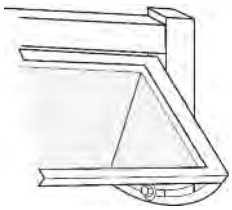

Order Number
26-6327

Stainless Steel Finishing Strips

- For use with stainless steel sheets that are applied to commercial kitchen walls
- 7" long

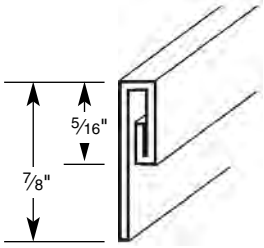

Cap Strip
Order Number
26-6158

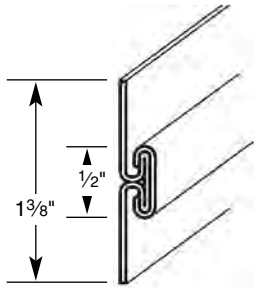

Divider Bar
Order Number
26-6173

Rigid Tray Slide Bracket

- 12½" overall length
- 3 tubing supports on 4" centers
- For 1" OD tubing
- Stainless steel

Note: Brackets should be placed every 4'.

Order Number
26-6325

Fold-Down Tray Slide Bracket

- 12½" overall length
- 3 tubing supports on 4" centers
- For 1" OD tubing
- Stainless steel

Note: Brackets should be placed every 4'.



Order Number
26-6326

Expanding Fasteners

- Fits round or square tubing
- Bolt tightens to secure tubing to fixed surface

For 1" OD Tubing
Order Number
26-6231

For 1½" OD Tubing
(Can be used for 1¼" pipe)
Order Number
26-6264

SHELVING HARDWARE

Removable Keyhole Pilaster

Material	Length	Order Number
Aluminum	12"	**26-6182**
Aluminum	36"	**26-1871**
Aluminum	48"	**26-1872**
Aluminum	72"	**26-1873**
Stainless Steel	36"	**26-3944**
Stainless Steel	48"	**26-4028**
Stainless Steel	72"	**26-1874**

Pilaster Clip w/Tab

Material	Used On	Order Number
Zinc-Plated Steel	Beverage Air Fogel-Jordan Glenco/Star Howard Perlick Silver King Traulsen True Victory	**26-1875**
Stainless Steel	Beverage Air Fogel-Jordan Glenco/Star Howard Perlick Silver King Traulsen True Victory	**26-1876**

26-1875, 26-1876

For **Shelves**
See Pages 162-163

Clip for Square Slot Pilaster

Material	Used On	Order Number
Stainless Steel	Beverage Air Glenco/Star Koch-Hobart Randell Traulsen Victory	**26-1878**
Zinc		**26-1877**

26-1878, 26-1877

Standard Pilaster

Material	Length	Order Number
Aluminum	36"	**26-4036**
Aluminum	48"	**26-4032**
Aluminum	60"	**26-4022**
Aluminum	72"	**26-4023**
Stainless Steel	36"	**26-4020**
Stainless Steel	48"	**26-3965**
Stainless Steel	60"	**26-3961**
Stainless Steel	72"	**26-6265**

Pilaster Clip

Material	Order Number
Stainless Steel	**26-3970***
Zinc Plated Steel	**26-1879**

*Used on Silver King.



26-3970

26-1879

Pilaster Clip w/Wire

Material	Order Number
Zinc Plated Steel	**26-6217**

26-6217

Clip for Hobart/Koch

Material	Order Number
Stainless Steel	**26-1880**
Zinc Plated Steel	**26-1881**

26-1880, 26-1881

Shelf Supports for Traulsen

Material	Stud	Order Number
Plastic	10-32 Thread	**28-1094**
Plastic	Self Tapping Screw	**26-3968**

28-1094

26-3968

Mounting Stud

Material	Order Number
Brass	**26-1932**

26-1932

REFRIGERATION SHELVES

Finish	Width	Depth	Replaces Mfg.	OEM #	Order Number	Picture
White Epoxy	17"	20 7/8"	True	874020	**26-3346**	1
Grey Epoxy	18 7/8"	24"	Glastender	GT033103	**26-6036**	1
Silver Epoxy	19 15/16"	24 1/2"	Delfield	3978270	**26-6018**	1
Silver Epoxy	21"	26 1/4"	Delfield	3978085	**26-2676**	1
White Epoxy	25 1/4"	23"	Delfield	3977966	**26-3245**	1
Grey Epoxy	13 1/8"	25 1/4"	Randell	HDSHL015	**26-6045**	2
Zinc	17 3/4"	25"			**26-6190**	2
Zinc	19 1/8"	25 3/4"	Continental	5-111	**26-2644**	2
Zinc	20 1/2"	25 1/2"	Victory		**26-2645**	2
Silver Epoxy	21"	26"	Traulsen/Vulcan/ Hobart	239041	**26-2646**	2
Silver Epoxy	22 1/2"	16"	Delfield	3978271	**26-2641**	2
Zinc	22 7/8"	23 1/4"			**26-2649**	2
White Epoxy	23"	20"	Victory		**26-2651**	2
Zinc	23"	20"			**23-100**	2
Zinc	24 1/2"	22 3/8"	True	874087	**26-2655**	2
Zinc	24 1/2"	25"	Victory		**26-2656**	2
White Epoxy	25"	20"			**26-2658**	2
Chrome	27 3/8"	26 1/2"	Traulsen		**26-2662**	2
Grey Epoxy	12"	19 5/8"	Glastender	7000162	**26-6037**	3
Blue Epoxy	19 7/8"	25 5/16"	Delfield	3977998	**26-6017**	3
Grey Epoxy	20 7/8"	25 1/4"	Delfield/McCall	MCC732	**26-3099**	3
White Epoxy	22 3/8"	17 1/2"	True	874086	**26-3349**	3
White Epoxy	22 7/8"	23 5/8"	True	871751	**26-3347**	3
Zinc	23 1/2"	26 1/2"	Traulsen		**26-2654**	3
Zinc	25"	25"	Victory	50597902	**26-2660**	3
White Epoxy	25"	25"			**26-2659**	3
Grey Epoxy	25 3/8"	22"	Randell	HDSHL105	**26-3264**	3
Zinc	21 1/2"	25"	Glenco/Howard/ Victory	50597701	**26-2643**	3A
White Epoxy	21 1/2"	25"	Howard/Victory		**26-2647**	3A
White Epoxy	21 5/8"	25 1/8"	Victory	50597706	**26-3231**	3A
White Epoxy	22 1/2"	24 1/4"	True	871782	**26-5959**	3A
Zinc	23 1/2"	25"	Glenco/Star/ Victory	50597802	**26-2653**	3A
White Epoxy	23 1/2"	25"	Victory	50597806	**26-2652**	3A
White Epoxy	22 7/8"	23 1/4"	True	871780	**26-4897**	3A
White Epoxy	17 3/4"	25"			**26-2642**	4
Stainless	19 1/8"	25 1/4"	Randell	HDSHL060	**26-4202**	4
Zinc	22"	25 1/3"	Continental	5-112	**26-2648**	4
Grey Epoxy	24 3/4"	25 7/8"	Victory	50548204	**26-3226**	4
Chrome	22 7/8"	26 1/2"	Traulsen	340-26005-00	**26-2650**	5
Grey Epoxy	24 1/2"	26 3/8"	Traulsen	340-60070-02	**26-6061**	5
Chrome	26"	26 1/2"	Traulsen		**26-2661**	5
Chrome	24 1/2"	26 1/2"	2n	340-26000-00	**26-2657**	5A
Grey Epoxy	20 7/8"	26"	Beverage Air	403-507D	**26-3098**	6
Grey Epoxy	26"	21 1/4"	Beverage Air	403-834D	**26-3293**	6
Grey Epoxy	14 1/2"	21 7/8"	Beverage Air	403-293D	**26-3289**	7


1


2


3


3A

4


5

5A

6

7

8

9

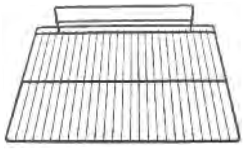
10


11


12

For **Pilasters & Pilaster Clips** See Page 161

International
+1-860-738-7112 Phone
+1-860-201-1119 Fax

USA & Canada
800-332-2500 Phone
800-227-1511 Fax

United Kingdom
0800-169-9856 Phone
0800-169-9854 Fax

REFRIGERATION SHELVES (CONT.)


13


14

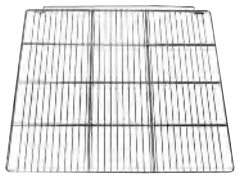
15


16

17


18

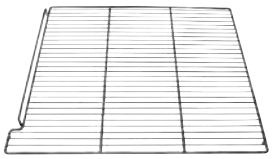
19

20

Finish	Width	Depth	Replaces Mfg.	OEM #	Order Number	Picture
White Epoxy	24⅝"	22½"	True	874-089	**26-3339**	8
White Epoxy	18"	23"	Turbo Air	30278A0207	**26-4173**	9
White Epoxy	23"	25"	Turbo Air	30278D0107	**26-4174**	9
Grey Epoxy	23⅜"	18½"	Victory	50631602	**26-6069**	10
White Epoxy	17"	20¼"	Turbo Air	30278F0300	**26-4175**	11
White Epoxy	25¼"	21"	Turbo Air	30278H0104	**26-4176**	12
White Epoxy	23"	23½"	Turbo Air	30278K0101	**26-4177**	13
White Epoxy	22"	23½"	Turbo Air	30278L0100	**26-4178**	14
Stainless	22"	23½"	Turbo Air	30278Q0100	**26-4180**	14
White Epoxy	23½"	24½"	Turbo Air	30278L179	**26-4179**	14
Stainless	23½"	24½"	Turbo Air	30278Q0200	**26-4181**	15
Grey Epoxy	24"	23½"	Turbo Air	G2F0800100	**26-4184**	16
Grey Epoxy	23"	23½"	Turbo Air	GBF1800101	**26-4187**	17
Grey Epoxy	25¼"	23½"	Turbo Air	G8F1800201	**26-4188**	17
Stainless	17¼"	23½"	Turbo Air	T3F1800100	**26-4206**	18
Silver Epoxy	23"	26¼"	Delfield	3978278	**26-4212**	19
White Epoxy	16"	27½"	True	871875	**26-5960**	20
Silver Epoxy	16"	19⅝"	Delfield	3978272	**26-6019**	21
Grey Epoxy	18⅞"	22¼"	Glastender	GT033102	**26-6035**	22
Grey Epoxy	16½"	20⅝"	Randell	HDSHL040	**26-6046**	23

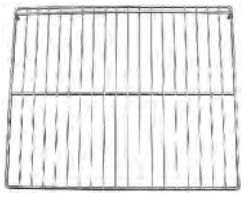
21

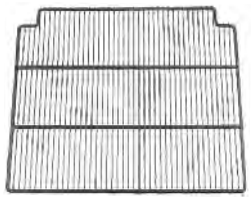
22

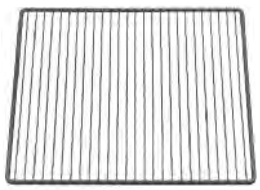
23

CUSTOM SHELVES

Standard-Duty Shelves
(5⁄16" Frame, 1⁄8" Cross Wires, ¾" Spacing)

Finish	Order No.
Nickel Plated	**90-1006**
Chrome Plated	**90-1007**
Stainless Steel	**90-1009**
Grey Epoxy	**90-1008**
White Epoxy	**90-1010**
Silver Epoxy	**90-1011**
Light Blue Epoxy	**90-1013**

Heavy-Duty Shelves
(⅜" Frame, 3⁄16" Cross Wires, ¾" Spacing)

Finish	Order No.
Nickel Plated	**90-1014**
Chrome Plated	**90-1015**
Stainless Steel	**90-1017**
Grey Epoxy	**90-1016**
White Epoxy	**90-1018**
Silver Epoxy	**90-1019**
Light Blue Epoxy	**90-1021**

FINISH USAGES

Nickel: Dry Storage, Ovens, Ranges, Broilers, Fryers
Chrome: Dry Storage
Epoxy Coated: Refrigerators, Freezers
Stainless Steel: All of the above

CUSTOM SHELVES ARE MADE TO ORDER AND ARE NOT RETURNABLE

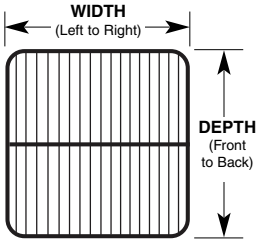

To order, see pages 505-506 for **Custom Shelf Order Form** – will need to specify width, depth, finish and any options needed.

OPTIONS:
- **Cut-outs**
- **½" Ball Feet**
- **"U" Feet** (standard height = ¾")
- **Lip** – on width/left to right direction (standard height = 1")
- **Backstop**
- **Extensions**
- **Different Crosswire Spacing:** 1" or ½"
- **Extra Support Bar** (Recommended on shelves over 36")
- **Bridge** (under center bar)

To order a shelf with other options, you must include specific instructions and a detailed sketch.

LIGHTING

Canopy Lighting Fixtures – Vapor Proof

Description	Order Number
Fixture w/Plastic Coated Thermal and Shock Resistant Glass Globe	**38-1319**
Fixture w/Plastic Coated Thermal and Shock Resistant Glass Globe and Wire Guard	**38-1320**
Fixture w/Glass Globe	**38-1321**
Fixture w/Plastic Coated Glass Globe and Wire Guard	**38-1322**
Fixture w/Glass Globe and Wire Guard	**26-3216**
Fixture w/Lexan Globe and Guard	**26-3219**
Fixture w/Lexan Globe	**26-3211**

NOTE: Fixtures are for max. 100 watt bulb (not included).

Vapor Proof Lights Do Not Come With Light Bulbs.

38-1319

38-1320

38-1321

38-1322

26-3216, 26-3219

26-3211

Canopy Lighting Fixture Parts

Description	Order Number
Lamp Housing Assembly	**38-1323**
Lamp Housing Assembly — Kason	**38-1324**
Glass Globe	**28-1396**
Plastic Coated Glass Globe	**28-1397**
Plastic Coated Tempered Glass Globe	**28-1398**
Plastic Globe	**28-1399**
Plastic Globe — Kason	**28-1422**
Wire Guard	**26-3164**
Wire Guard for **28-1422**	**26-3215**
Porcelain Socket for **38-1323**	**38-1325**
Porcelain Socket for **38-1324**	**38-1326**

38-1323

KASON

38-1324

28-1396, 28-1397, 28-1398

28-1399

KASON

28-1422

26-3164

26-3215

38-1325

38-1326

For **Saf-T-Cote® Coated Light Bulbs and Long Appliance Bulbs**
See Page 254

LIGHTING (CONT.)

KASON FIXTURES THAT SAVE MONEY AND ENERGY!

KASON®

Energy Saving Vapor Proof Light Fixture

FEATURES/BENEFITS

- Converts existing Kason 1802LG, 1803LG & 1804LG to accept 26W compact fluorescent lamp
- Includes housing with GU-24 socket, Lexan Globe, & 26W CFL lamp
- Junction box

Replacement bulb = **14-2359**

Order Number
26-4100

CFL Lamp/Bulb

FEATURES/BENEFITS

- For CFL compact fixture (Nos. 253-1301 and 253-1302)
- GU-24, 2-pin base
- 120 volt, 26 watt
- Fulfills the Energy Act of 2009 requirements of 40 lumens per watt
- Kason nos. 1806SC2627, 91806SC2641

Order Number
38-1803

Unbreakable Lexan Globe with LED Lamp

FEATURES/BENEFITS

- Unbreakable Lexan globe
- 1 lamp, 11.5 W, 120 VAC
- 5 year limited warranty on fixture
- 3 year limited warranty on bulb
- Suitable for wet environments
- Instant “on” (no waiting for warm up)

Replacement LED bulb = **38-1810**

Order Number
38-1588

Retrofit LED Light Fixture Kit

Convert a standard medium base light fixture to a money- and energy-saving LED light fixture. Features thread stop adaptor to ensure the adaptor cannot be removed from the socket when replacing and LED bulb.

FEATURES/BENEFITS

- Designed for wet and low temperature applications to -40°F (40°C)
- 120 volt, 12 watt
- Rated for 50,000-hour life
- Kit includes: socket adaptor, LED bulb (**#38-1810**), gasket, globe
- RoHS compliant
- Kason no. 11806LED011

Order Number
38-1798

Low Profile LED Light Fixture

FEATURES/BENEFITS

- Low profile high impact Lexan globe with anti-glare technology
- Preferred fixture for replacing inefficient lighting
- Designed to reduce electrical usage by 85%
- Minimal heat generation will lower utility cost
- Exceeds Federal Energy Act requirements
- Rated for 50,000+ hours life
- 4000K ±250 color temperature
- Designed for damp/wet/cooler/freezer environments
- Surface mount
- 5 year limited warranty
- LM-79 tested

Order Number
38-1793

SPECIFICATIONS

MATERIAL:
Lexan lens, aluminum housing

ELECTRICAL:
1100 total lumens
90-305 VAC, 50/60 Hz.
76 lumens/watt
.12 amps
14.4 W
0.9 power factor
CRI 85

TEMPERATURE RATINGS:
Operating temperatures: -40° to 104°F

MOUNTING:
Surface mount

SAFETY STANDARDS:
RoHS
UL listed US and Canada
File No. E333932
NSF Listed
FCC Pending
Energy Star Certified
Patent Applied

LIGHTING (CONT.)

KASON FIXTURES THAT SAVE MONEY AND ENERGY!

KASON®

Vapor Proof Fixture

FEATURES/BENEFITS

- High efficiency, low temperature lighting
- Easy installation
- Shatter proof poly housing
- Produces 33% more light while using 25% less energy compared with previous model (Bulbs not included, requires 2, sold separately)

4' Fixture w/o bulbs — **Order Number 28-1725**

F54T5HO Bulb Only — **Order Number 38-1571**

Fluorescent Light Cover

FEATURES/BENEFITS

- For Kason model 1810F00048 fluorescent light fixture
- 49⅝" L x 7½" W x 2" D
- Diamond-textured Lexan® polycarbonate resin
- Kason nos. 9-1810000850, 9-1810000851

Order Number 28-2433

Energy Saving LED Fixture

FEATURES/BENEFITS

- Unbreakable polycarbonate enclosure
- 48" long
- 2 lamps (included)
- Pre-installed Surface Mount LED Strips mean no more tubes
- Suitable for wet and cold environments
- Rated for 50,000+ hours life
- 4500K color temperatures
- No ultraviolet emissions: does not attract insects
- 5 year limited warranty on fixture
- 3 year limited warranty on bulb
- Instant “on” (no waiting for warm up)

ELECTRICAL SPECIFICATIONS

- 39W total, 0.33 amps, 100-277 VAC (universal input)
- System Luminance: 3770 lumens
- 96 lumens/watt – exceeds Federal Energy Act requirement
- Luminaire Rating IP-65 for wet and cold environments
- Constant Current LED
- RoHS compliant and mercury free
- Fixture: UL Listed for US and Canada
- Class 2 Power Supply is a ANSI/UL-CSA recognized component and bears the RoHS and CE marks
- LM-79 and LM-80 Tested

Order Number 38-1595

Low Temperature Motion Sensor

FEATURES/BENEFITS

- Automatically controls walk-in lighting
- Operates at temperatures below freezing
- Delay turn off from 15 seconds to 30 minutes

Order Number 44-1561

Light Cover Clip

FEATURES/BENEFITS

- For use with Kason light covers
- Sold individually
- Kason nos. 9-1810000358

Note: Six clips recommended per cover.

Order Number 28-2426

LIGHTING (CONT.)

FIXTURES THAT SAVE MONEY AND ENERGY!

CFL Bulb by Shat-R-Shield®

Saves energy and complies with the Federal energy reduction mandate of 2009. Has a long life of 10,000 hours and is shatter-resistant.

FEATURES/BENEFITS

- 120 volt, 19 watt
- 1200 lumen output
- Medium base screw-in style
- Plastic-coated

NSF

Order Number
38-1805

Replacement Globe

FEATURES/BENEFITS

- Plain glass
- For use with 200 watt light bulbs
- 8" H x 4¼" OD
- Non-NSF

Order Number
31-905

Replacement Wire Guard

FEATURES/BENEFITS

- For 200 watt fixtures
- 8⅞" high
- Screw-on
- Die-cast

Order Number
26-6329

Light Fixture

FEATURES/BENEFITS

- Ideal for reach-ins and under counter refrigerators
- For use with a 40 watt bulb
- 3⅜" base dia. x 3¾" projection installed
- Requires a 1" mounting hole
- 9" leads
- Cast aluminum base with a plastic globe

Replacement screw-on cover = **28-2432**

Order Number
38-1801

Safety Shields w/End Caps for Fluorescent Bulbs

FEATURES/BENEFITS

- Completely shatterproof
- Can be easily cut with a knife

Shields for 1" Dia. T-8 Bulbs

Length	Order Number
18"	**38-1796**
36"	**38-1797**
48"	**38-1799**
96"	**38-1800**

Shield for 1½" Dia. T-12 Bulbs

Length	Order Number
96"	**38-1795**

Replacement End Caps for Fluorescent Bulb Safety Shield

Length	Order Number
Fits shields for 1" OD lamps	**38-1794**
Fits shields for" 1½" OD lamps	**42-358**

LIGHTING (CONT.)

FIXTURES THAT SAVE MONEY AND ENERGY!

Safety-Coated Fluorescent Bulb by Shat-R-Shield®

FEATURES/BENEFITS

- 48" long
- Plastic coating contains bulb if breakage occurs
- Sold in cases of 6
- For standard 2 pin, T-8 fluorescent light fixture
- 32 watt
- Bulb no. F32T8/TL741

Order Number
38-1804

Fluorescent Sockets

FEATURES/BENEFITS

- For slide-on mount
- Bi-pin
- Shunted for instant start ballast

Description	Height	Order Number
T-8 Lamp	1 9/16"	**38-1802**
T-12 Lamp	1 3/4"	**34-2287**

Order Number
38-1802

Order Number
34-2287

Ballast

FEATURES/BENEFITS

- For operating one or two F40T8 lamps
- 120 volt
- 0.97 amp
- Includes 2 extension wire harnesses

Order Number
38-1811

Ballast

FEATURES/BENEFITS

- For operating one or two F40T8, F58T8, F70T8, F48T12/HO, F48T10, F48T12/VHO, F60T12/HO, F60T10, F60T12/VHO, F72112HO, and one F72T10, F72T12/VHO, F96T12/HO lamps
- 120 volt
- 27" wire leads
- Rapid start

Order Number
38-1809

Universal Ballasts

FEATURES/BENEFITS

- For indoor or outdoor use
- 120 to 277 volt at 50 or 60Hz
- -22° to 158°F (-30° to 70°C) operating temperature range

Order Number
38-1806
100 Watt Maximum Load

- 0.85 amp maximum current
- For operating one or two F25T8 36", F32T8 48", and F40T8 60" bi-pin lamps

Order Number
38-1808
150 Watt Maximum Load

- 1.38 amp maximum current
- For operating one F72T8HO, F72T10VHO, F96T12HO, and F96T12VHO, and one or two F48T8HO, F60T8HO, F48T10VHO, F60T10VHO, F48T12HO, F60T12HO, and F72T12HO lamps

Order Number
38-1807
155 Watt Maximum Load

- 1.35 amp maximum current
- For operating one or two F58T8 60" and F70T8 72" medium bi-pin lamps

Section 5 METERS, TOOLS & SAFETY

AllPoints® Foodservice Parts & Supplies

PAGE

Flashlights & Magnetic Light Stick 196-197
Flaring & Swaging Tools & Kits 177
Glass Cutter, Quarter Turn Gauge 176
Hand Tools
- Bit Driver 191
- Caulk Guns 186
- Chainbreaker 189
- Cutters, PCX & PVC 183
- Cutters, Other 193
- Fan Blade Puller, Universal 189
- Fin Combs & Brush 194
- Fish Tape 189
- Hammers, Chisel Set & Prybars 184
- Heat Gun 194
- Hex Key 193
- Knives 185, 194
- Multi-Drivers 190
- Pinch-Off Tool 192
- Pliers 182
- Ratchet Drivers 184
- Refrigerant Recovery Tool 195
- Saws & Blades 185
- Screwdrivers 184, 193
- Slide Drivers 191
- Snips & Shears 183
- Strippers 193
- Tape Measures 186
- Thread Checker 189
- Threaded Insert Tool Kit 192
- Tool Bags 186
- Valve Core Remover/Installers 195
- Valve Cores, Replacement 195
- Wheel Puller 189
- Wire Marker Tape & Dispenser 193
- Wrenches 181, 192-193

Leak Detection
- ACID BUSTER Injection Kit & Cartridges 171
- Acid Scavenging Systems 171
- Dye Cartridges & Injection Chart 170-171
- Leak Detection Kits & Lamp 170-172
- Universal Dye Injection Kit 170

Manifolds, Charging Hoses & Replacement Gauges
- Charging Hose Sets 180
- Charging Hoses with Shut-Offs 180
- Kwik Couplers, Ratchet Wrenches 180
- Manifolds – *Imperial* 180
- Manifold, Digital – *Fieldpiece* 179
- Repair Kits for Manifold Stem & Knobs 180
- Replacement Gauges 180

Match Holder, Extendable 197
Meters & Testers
- Gas Detector & Manometers 173
- Meters, Multi-Meters, IR Thermometer, & Multi-Testers 174-175
- Ultimate Temperature Clamp 177
- Vacuum Gauges/Coupler 175

Mirrors 197
Pressure-Temperature Chart 200
Pick-Up Tools 197
Refrigerant Scale, Wireless 179
Safety & First Aid
- First Aid Kits 199
- Kneepads, Kneeler Cushion & Workmat 198
- Safety Glasses 187
- Work Gloves 188, 198

Torches, Kits & Accessories 178
Tube Cutters, Benders & Accessories 176

LEAK DETECTION

SPECTROLINE LEAK DETECTION

EZ-100/ECS Universal Dye Injection Kit

For Mineral Oil, Polyol Ester and Alkyl Benzene Lubricant Systems

FEATURES/BENEFITS

- EZ-50 EZ-Ject™ dye injector assembly
- EZ-25 hose assembly complete with check valve and ¼" flare low-loss fitting
- (2) EZ-4/ECS 0.5 oz (14.8 ml) universal/POE dye cartridges
- 119690 purge fitting
- Service labels

Order Number
72-1292

EZ-Ject™ Dye Cartridge Injection Chart

System Type	Small systems – ice machines, window A/C units & refrigerators	Residential systems•	Light commercial & large residential systems•	Commercial & light industrial – all split systems•
Refrigeration Oil Charge	Up to 15 fl oz (450 ml)	Up to 1.6 qt (1.5 L)	1.7 to 3.2 qt (1.6 to 3.0 L)	3.3 qt to 2 gal (3.1 to 7.6 L)
Refrigerant Charge	Up to 2.9 lb (1.3 kg)	3 to 4.9 lb (1.4 to 2.2 kg)	5 to 9.9 lb (2.3 to 4.5 kg)	10 to 25 lb (4.6 to 11.3 kg)
Tons of Cooling Horsepower	Up to 1 ton Up to 1 Hp	1.1 to 2 tons 1.1 to 4 Hp	2.1 to 6 tons 4.1 to 10 Hp	6.1 to 12 tons 10.1 to 25 Hp
No. of graduations on EZ-Ject	1	2	6	8-14

Treatment: One graduation treats one pint of refrigeration oil; two graduations treat one quart.
Always use the refrigeration oil charge when it is known. Refrigerant charge, tonnage and horsepower are approximations.
• One full cartridge is recommended for all split systems, including residential applications, even if they hold less than 10 pounds of refrigerant.

EZ-4ECS

Order Number
85-1333

BEZ-4/ECS

Order Number
85-1338

EZ-Ject Dye Cartridge

- EZ-4/ECS EZ-Ject Universal Dye Cartridge – for Mineral Oil, Polyol Ester and Alkyl Benzene Lubricant Systems
  Treats up to 25 lbs (11.3 kg) of refrigerant or 2 gallons (7.6 L) of lubricant (case of six 0.5 oz (14.8 ml) cartridges)

BigEZ™ Dye Cartridge

- BEZ-4/ECS BigEZ Universal Dye Cartridge – for Mineral Oil Lubricant, Polyol Ester and Alkyl Benzene Systems
  Use 0.25 oz (7.4 ml) per gallon (3.8 L) of refrigeration oil in system (one 4 oz, 118 ml) dye cartridge

LEAK DETECTION (CONT.)

SPECTROLINE LEAK DETECTION/ACID SCAVENGING

GLO-STICK® Ordering Guide

Universal – For Mineral Oil, Polyol Ester and Alkyl Benzene Lubricant Systems

- GS-101/ECS Up to 2.9 pounds (1.3 kg) of refrigerant or up to 15 fluid ounces (450 ml) of lubricant (case of six 0.03 oz, 1 ml capsules)
- GS-1/ECS Up to 4.9 pounds (2.2 kg) of refrigerant or up to 1.6 quarts (1.5 L) of lubricant (case of six 0.5 oz, 4.8 ml capsules)
- GS-2/ECS 5 to 9.9 pounds (2.3 to 4.5 kg) of refrigerant or 1.7 to 3.2 quarts (1.6 to 3.0 L) of lubricant (case of six 0.5 oz, 14.8 ml capsules)
- GS-3/ECS 10 to 25 pounds (4.6 to 11.3 kg) of refrigerant or 3.3 quarts to 2 gallons (3.1 to 7.6 L) of lubricant (case of six 0.5 oz, 14.8 ml capsules)

GS-101/ECS
Order Number
85-1334

GS-1/ECS
Order Number
85-1335

GS-2/ECS
Order Number
85-1336

GS-3/ECS
Order Number
85-1337

ACID SCAVENGING SYSTEMS

AB-100CS ACID-BUSTER™ Injection Kit

FEATURES/BENEFITS

- Acid scavenging solution – eliminates acid buildup in AC&R systems
- Prevents compressor burnout!
- Works with all lubricants and systems, including high-pressure R-410A systems

Contains

- EZ-50 EZ-Ject™ injector assembly
- EZ-25 hose assembly complete with check valve and ¼" flare low-loss fitting
- (2) AB-5CS 0.5 oz, 14.8 ml EZ-Ject™ cartridges ACID-BUSTER™ acid scavenging solution
- Each cartridge treats up to 1 Qt. oil, 3 lbs. refrigerant or 1.5 tons cooling

Order Number
72-1293

AB-5CS Replacement ACID-BUSTER™ Universal Cartridges

Contains

- Filled with ACID-BUSTER™ Acid Scavenging Solution – AB-5CS EZ-Ject™, 0.5 oz, 14.8 ml cartridge

Order Number
72-1294

LEAK DETECTION (CONT.)

SPECTROLINE LEAK DETECTION

Leak Detection Kits OPK-300BEZ/E

Complete BigEZ™ Kit Features the OPTIMAX™ 3000 Cordless, Rechargeable LED Flashlight For medium to large systems, Including High-Pressure R-410A Systems*

FEATURES/BENEFITS

- BEZ-50 BigEZ™ dye injector assembly
- BEZ-25 hose assembly with check valve and low-loss fitting
- BEZ-4/ECS 4 oz (118 ml) BigEZ™ universal/POE dye cartridge
- (3) Drip plugs for hose/coupler

Order Number
72-1295

Leak Detection Lamp Kit OPX-3000

OPTIMAX™ 3000 Cordless, rechargeable blue LED leak detection flashlight

FEATURES/BENEFITS

- 15 times brighter than regular LED lights
- Power comparable to super-high intensity 150W lamps
- Inspection range up to 20 feet (6.1 m) or more
- Compatible with all standard leak detection dyes
- 50,000-hour LED life
- Powered by a rechargeable NiMH battery (included)
- Smart AC and DC chargers
- UVS-40 fluorescence-enhancing glasses

Order Number
72-1291

OPK-50EZ/E

Complete EZ-Ject™ Kit Features the OPTIMAX Jr™ Ultra-Compact, Cordless LED Flashlight for small to medium sized systems, Including High-Pressure R-410A Systems*

FEATURES/BENEFITS

- EZ-50 EZ-Ject™ dye injector assembly
- EZ-25 hose assembly with check valve and low-loss fitting
- (2) EZ-4/ECS 0.5 oz (14.8 ml) EZ-Ject™ universal/POE dye cartridges
- (3) Drip plugs for hose/coupler

Order Number
72-1288

OPK-50GS/E

Complete GLO-STICK® Kit Features the OPTIMAX Jr™ Ultra-Compact, Cordless LED Flashlight for small to medium size systems, including high pressure R-410A Systems*

FEATURES/BENEFITS

- (1) GS-1/E universal/POE GLO-STICK® dye capsule
- (2) GS-2/E universal/POE GLO-STICK® dye capsules
- (1) GS-3/E universal/POE GLO-STICK® dye capsule
- (1) BV-50 bleed valve for attaching GLO-STICK® capsule to service hose
- (1) PC-0249 purge capsule
- (1) 119567 hose to connect to low side service port

Order Number
72-1289

Leak Detection Lamp – OPX-500CS OPTIMAX Jr™

Cordless, Blue LED Leak Detection Flashlight

FEATURES/BENEFITS

- Perfect for tight spaces
- Power comparable to high-intensity 75W lamps
- Inspection range up to 6 feet (1.8 m) or more
- 100,000-hour LED life
- Powered by 3 “AA” batteries (included)
- UVS-40 fluorescence-enhancing glasses

Order Number
72-1290

*Fluorescence-enhancing glasses (UVS-40), plastic carrying case (CC-110) and 8 oz (237 ml) spray bottle of GLO-AWAY™ dye cleaner (CR-800) are included in above kits.

MANOMETERS & GAS DETECTOR

Pressure Temperature Chart Master

FEATURES/BENEFITS

- Choose pressure in PSI, BAR or Mpa
- Choose temperature in °F or °C
- 61 refrigerant tables
- Auto off (after 5 minutes)
- Pocket size
- Battery included power: 3 V (CR2032)
- Soft carrying case included
- 1 Year warranty

Order Number
72-1219

Specifications

Pressure Units	Range
PSI	5.1 to 462.5
BAR	0.35 to 31.88
Mpa	0.035 to 3.188
Temperature Units	
Fahrenheit	-40°F to 155°F
Celsius	-40°C to 68°C

For **The Ultimate Temperature Clamp**
See Page 177

Dual Input Manometer

FEATURES/BENEFITS

- Range -55.0 to +55.0 inches water column
- Resolution to 0.01"
- Provides different measurements
- 11 units of measure
- Data hold
- LCD display w/backlight
- Auto Power Off
- 9 V battery included
- Soft carrying case included

APPLICATIONS

- Confirm pressure switch operation
- Regulator adjustments
- Set delivery pressures
- Leakage tests

Order Number
72-1209

Electronic Manometer

Complete with Protective Rubber Boot, Tubing with Fitting and Instructions. It replaces your fragile and messy U-TUBES. Simply turn the instrument on by pressing the power button and press and hold the zero button for approx. 4 seconds. Connect the provided tubing and you are immediately receiving continuous pressure measurement from -20" to +20" water gauge, with resolution as good as 0.05".

FEATURES/BENEFITS

This affordable instrument provides a large LCD display and comes complete with a protective rubber booth with integral magnet, one 9V battery and tubing with fitting.

Order Number
72-1134

Combustible Gas Detector

- Minimum detection 50 PPm methane
- 18" long gooseneck sensor
- "Tip light" sensor illuminates search area
- Sensor provides accurate detection
- Audio and visual tic rate, fully adjustable
- Head phone jack for noisy areas

Order Number
72-1101

Types of Detectable Gases

- Methane (Natural Gas)
- Jet Fuel
- Propane
- Butane
- Gasoline
- Kerosene
- Gasoline
- Benzene
- Acetylene
- Carbon Tetrachloride
- Vinyl Chloride
- Methanol
- Sulfur Dioxide
- Halon
- Jet Fuel
- Ethanol
- Methylether
- Acetone
- Butyl Acetate
- Nitro Methane
- Amonia
- Carbon Monoxide
- Hydrogen
- Hydrogen Cyanide
- Methyl Ethyl Ketone
- Alcohol
- Methylether Refrigerants

See our Hot Side Catalog or call for a complete selection of gas detectors

Straight Tube Manometer

- 0"-15" scale, complete with tubing, fitting and magnet to hold in upright position



Order Number
72-1116

METERS

FIELDPIECE

SC45 Mini Clamp Meter w/Temperature for HVAC/R

Fieldpiece SC45 Mini Clamp Meter with Temperature for HVAC/R has push button manual or auto ranging plus a built in non-contact voltage sensor for thermostats and larger lines. The Fieldpiece SC45 Mini Clamp Meter with Temperature for HVAC/R is sturdy with a strong ABS casing. Measures Volts (AC/DC), Resistance (Ohms), and Continuity.

FEATURES/BENEFITS

- Volts AC and Volts DC
- Resistance (Ohms)
- Continuity
- Range button to switch between auto and manual ranging
- Rugged ABS case
- Ergonomic shape fits naturally in your hand
- Auto power-off (APO) to conserve battery life
- Compact size – only 8" tall

INCLUDES:

- Mini Clamp Meter with Temperature for HVAC/R – SC45
- Vinyl Test Leads
- One (1) Wrap-Tab K-Type Thermocouple – ATB1
- Mini Clamp-On Meter Case – ANC4
- Two (2) 1.5V "AAA" batteries (installed)
- Operator's manual

- **Temperature Range:** -30 to 400°F (-34 to 204°C)
- **Capacitance Range:** 4 F, 40 F, 400 F, 4mF 4.000mF = 4000 F
- **DC Volts Ranges:** 400mV, 4V, 40V, 400V, 600V
- **AC Volts (50Hz–500Hz) Ranges:** 4V, 40V, 400V, 600V
- **Resistance Ranges:** 400Ω
- **AC Current (50Hz–60Hz) Ranges:** 40A, 400A, Resolution: 0.01A
- **Continuity Audible indication:** Less than 25Ω

Order Number
72-1679

SPDM1 Pocket Digital Multi Meter

The SPDM1 features non-contact voltage and includes many of the parameters you use every day for HVAC/R field service. The leads store in the back of the body of the instrument. Measures volts AC/DC, ohms, continuity and includes a diode check. A solid performer in the field.

Order Number
72-1681

HS26 Stick Digital Multimeter

The "Original" HS26 Stick Meter is back with the portability, toughness and modular expandability HVAC/R veterans remember. This slim-shaped digital multimeter fits easily in your pocket or on your belt in the included case. Features most of the electrical parameters you use everyday including microamps DC for flame rectifier diode tests and capacitance for motor-run and motor-start capacitors. It's a manual ranging meter and features a rugged ABS plastic housing with an O-ring to block contaminants, MAX hold, hi-voltage and continuity LEDs and beepers, and auto power-off (APO) to conserve battery life.

INCLUDES:

- The Original Stick Digital Multimeter – HS26
- 400A Amp Clamp Accessory – ACH4
- Deluxe Silicone Test Leads – ADLS2
- Short Alligator Lead Extensions – ASA2
- Full-Size Meter Case – ANC7
- 9-Volt battery (installed)
- Operator's manual

- **Continuity Audible indication:** Less than 25Ω

Order Number
72-1680

SIL2 Pen Style Infrared Thermometer w/LED Flashlight

The SIL2 is among our most accurate infrared thermometers. With a 1:1 field of view and a protective infrared lens cap, the SIL2, is as small as a pen and delivers big results. Features automatic data hold, measurements in °F or °C, and has excellent accuracy: ±1.5°F and a resolution of 0.5°F. The SIL2 has a range of -27°F to 230°F and includes Auto-Power Off (APO) to conserve battery life.

Order Number
72-1682

TESTERS & VACUUM GAUGES

Economy Digital Multi-Testers

Description	Order Number
Complete with Test Leads, Temperature Sensors, Battery and Instructions	**72-1141***
Sensor K Type, Fluoroplastic Coated for use with **72-1141**	**72-1142**
Adapter for K Type Fluoroplastic Coated Sensor for use with **72-1142**	**72-1143**

***72-1141** requires **72-1143** adapter when using **72-1142** fluoroplastic coated sensor.

72-1141

72-1142

72-1143

SPECIFICATIONS
• Ranges:
DC Millivolts: 200MV
DC Volts: 2V, 20V, 200V, 600V
DC Microamps: 200UA
DC Milliamps: 2MA, 20MA, 200MA, 10A
OHMS: 200, 2K, 20K, 200K, 2M
AC Volts: 200V, 600V
72-1141 also tests temperature: -4° to 752°F

LOW PRICE – HIGH QUALITY
1 YEAR WARRANTY

Digital Multi-Tester

• Complete with Test Leads, Boot, Batteries and Instructions

Features	UEI DM383
ACV	200M, 2, 20, 200, 700
DCV	200M, 2, 20, 200, 1000
ACA	200U, 2M, 20M, 200M, 2A, 10A
DCA	200U, 2M, 20M, 200M, 2A, 10A
OHM	200, 2K, 20K, 200K, 2M, 20M

Order Number
72-1127

Analog Clamp-On Tester

Ranges:	Specifications
MVP9A AC Amps:	0-6, 15, 40, 100, 300A
AC Volts:	0-150, 300, 600V
OHMS:	1K (20 Center Scale)

Order Number
72-1009

- Ruggedized to withstand a 5 ft. drop
- Rotary scale for ease of operation
- Magnifier scale lens for better readability
- New improved jaw shape
- One handed operation
- Color coded scale
- Twist lock test leads for safe operation
- Fuse protected OHMS circuit
- Taut band meter movement
- Complete with carrying case, test leads, battery and instruction

Digital Clamp-On Tester

- Up to 400 AC/DC AMPS with DC auto zero
- 600V AC/DC
- OHMS to 40M
- Continuity with audible alert
- Autoranging
- AC amperage peak-hold
- Data hold
- Auto power off
- Complete with carrying case, test leads, battery and instruction

Order Number
72-1089

Electronic Vacuum Gauge

FEATURES/BENEFITS

- 10 segment color coded LED
- Pocket size – only 5½" x 1¾" x 1½"
- Cleanable sensor
- Single switch operation
- Low battery indication
- Color coded LED display
- Built-in-hanger
- Soft case included

Order Number
72-1226

Digital Vacuum Gauge

FEATURES/BENEFITS

- Suitable for field or laboratory use
- Ultra fine resolution: (1 Micron when vacuum < 200 Microns)
- Reads vacuum in 7 international units
- Displays updates every ½ second
- Convenient built-in-hanger
- Cleaning port provides quick cleaning and drying of sensor

Order Number
72-1227

Vacuum Gauge Coupler

FEATURES/BENEFITS

- Eliminates leaks during service

Order Number
26-4109

CUTTERS, BENDERS & ACCESSORIES

Tube Cutters & Accessories

Description	Order Number
FOR TUBING – 1/8" to 1 1/8" (4mm to 28mm) OD, includes (2) cutter wheels	**72-1247**
FOR TUBING – 1/4" to 1 5/8" (7mm to 41mm) OD, includes (2) cutter wheels	**72-1248**
FOR TUBING – 3/8" to 1 1/8" (10mm to 28mm) OD, includes (2) cutter wheels	**72-1249**
MINI TUBE CUTTER – 1/8" to 5/8" and 4mm to 15mm OD	**72-1250**
DEBURRING TOOL – with two heavy duty blades for copper, steel, aluminum, zinc, cast iron, brass and plastic tubing	**72-1251**
CUTTING WHEEL REPLACEMENT – for **72-1247**, **72-1248** and **72-1249**	**72-1252**
RATCHET CUTTER – for 1/8" to 5/8" (4mm to 15mm) OD tubing with one general purpose cutting wheel	**72-1253**
MINI TUBE CUTTER – Cuts 1/8" to 5/8" OD tubing	**72-1115**
RIDGID TUBING CUTTER – Cuts 1/8" to 5/8" OD tubing	**72-1147**
TUBE REAMER/BURR REMOVER — Steel blades remove inner and outer burrs (1/8"–1 5/8")	**72-1675**

72-1247

72-1248

72-1249

72-1250

72-1251

72-1252

72-1253

72-1115

72-1147

72-1675

Tube Benders

Description	Order Number
FOR 3/16", 1/4", 5/16" and 3/8" – (6mm and 8mm) OD tubing, for soft copper, aluminum and thin walled steel tubing, makes up to 90° bends	**72-1258**
BENDS 3/16", 1/4", 3/8" and 1/2" tubing — makes radius 180° bends	**72-1259**
TUBING BENDER – bends 3/16", 1/4", 5/16" and 3/8" tubing	**72-1106**
SPRING TUBE BENDER – for 1/4" tubing. Spring bender slips over soft copper and aluminum tubing during hand bending to help prevent tube collapse. Silver plated finish. Conforms to Fed. Spec. GGG-B-191-a Type IV	**26-6029**

72-1258

72-1259

72-1106

26-6029

Quarter Turn Gauge Glass Cutter

• Cut gauge glass fast, easy & safe.

Order Number
72-1001

Replacement Wheel

Order Number
72-1002

FLARING/SWAGING TOOLS & TEMPERATURE CLAMP

Swaging Tool – Punch Type

- Swages 3⁄16", 1⁄4", 5⁄16", 3⁄8", 1⁄2" and 5⁄8" OD

Order Number
72-1255

Punch Kit

- Contains 4 swaging punches – 1⁄4", 3⁄8", 1⁄2" and 5⁄8" OD tubing

Imperial
STRIDE TOOL

Order Number
72-1256

Flaring & Swaging Kit

- For 1/8" to 3/4" and 4mm to 22mm
- OD tubing

Order Number
72-1257

Flaring Tool

- For 3⁄16", 1⁄4", 5⁄16", 3⁄8", 7⁄16", 1⁄2" and 5⁄8" OD tubing

Order Number
72-1254

Ultimate Temperature Clamp

3 Tools in 1!

- Accurate Thermometer
- Pipe Clamp (temperature & related pressures for 65 refrigerants)
- Digital PT chart
- Instant readings
- Has Hold feature in Temperature mode
- Auto Off after 5 minutes
- Clamps from 1⁄4" to 1 1⁄8" tube
- Battery operated – (2) AAA included

GREAT FOR SUPERHEAT & SUBCOOL CALCULATIONS

Order Number
72-1324

TORCHES & ACCESSORIES

Turbo Torches, Kits and Accessories

Description	Order Number
CUTTING/BRAZING OUTFIT – Light Duty Includes: Oxy Regulator w/Gauges, Acetylene Regulator w/Gauges, Oxy/Acetylene Handle w/Two Tips, Cutting Handle, Dual Hoses, Goggles, Striker & Tote Cart	**72-1284**
FLINT STRIKER	**72-1285**
PORTABLE TORCH KIT – includes: Durable Tool Bag, Self Lighting PL-3T Tip, Ergonomic Torch Handle, STK-R Regulator (CGA-600), 12 Ft. Hose, Hose Clamp & Metal Sleeve for Hot Tips. Holds 2 Gas Cylinders	**72-1281**
SELF LIGHTING TORCH KIT – TX-500 ProPak Self Lighting Torch Kit, includes: 504 Tip (Brazes ¼"-1¼", Solders ¾"-4"), 503 Tip (Brazes 1/16"-1", Solders ⅛"-3"), For HVAC and Plumbing	**72-1283**
TORCH KIT – Professional Extreme Torch Air/Acetylene Kit, includes: Acetylene AR Style Regulator w/Gauge, Ergonomic Handle w/Quick Disconnect, 12 Ft. Acetylene Hose and Two A Style Tips	**72-1282**

72-1284

72-1285

72-1281

72-1283

72-1282

For **Solder & Brazing** See Page 204

For **Fittings** See Pages 202-203

For **Sand Cloth** See Page 203

For **Tape** See Page 220

Torch Heat Shield

- 9" x 12"
- High temperature torch guard shields heat from studs, walls, floors and other surfaces from flames, sparks, and molton splash during soldering and brazing operations.
- Provides heat resistance to 2000° F.

Order Number
72-1120

Thermal Block

FEATURES/BENEFITS

- Absorbs surface heat generated by welding, brazing or soldering
- Helps protect from warping, buckling or other distortion on light gauge material, also prevents blistering, discoloration and cracking
- Apply directly from tube onto surface that needs protection
- Non-toxic, harmless to skin, odorless and asbestos free
- Can be applied to all metals

11 oz. Tube

Order Number
72-1300

MANIFOLD & REFRIGERANT SCALE

FIELDPIECE

SMAN3 Digital Manifold

The SMAN3 automatically calculates target superheat, so you don't have to worry about guesswork or manual calculations. Plus they're the only manifolds with the ability to perform a linear adjustment of the pressure sensors based on refrigerant type, temperature, and pressure, and it's so easy, you can do it right in the field.

FEATURES/BENEFITS

- Target Superheat
  - Automatically calculated from measurements taken
  - No guesswork or manual calculations
- Superheat and Subcooling
  - Calculated and displayed simultaneously
- Multiline Backlit Display
  - Resistant to extreme temperatures
  - Viewable up to 20' away
- K-type Thermocouples
  - Fast reacting
  - Accurate temperatures
  - Displays actual temperatures
- Field Calibration
  - Quck and easy
  - Temperature & 2-point pressure Micron Gauge Alarm (SMAN3)
  - Alarm sound when chosen micron level is reached
  - 50 to 9,999 resolution
- Vacuum Stopwatch (SMAN3)
  - Tracks time vacuum pump's been working
  - Length of time can indicate hidden issues
- Long Battery Life
  - 135 hours on SMAN3
  - Constant battery status
  - Auto power off
- 39 Refrigerants
  - Built-in P-T charts
- Carrying Case
  - Easy to hang when not using, leave hoses attached.

Order Number
72-1678

SRS2C Wireless Refrigerant Scale for HVAC/R

Heavy-duty construction without the tangled wire mess.

Fieldpiece's SRS2C Wireless Refrigerant Scale is the only scale of its kind. The SRS2C delivers accurate measurements in a heavy duty design and eliminates clumsy wires that normally connect the display to the scale platform. The SRS2C features a wireless remote with a bright blue backlight and a flip-up magnetic 'hat' for easy reading. The heavy duty platform is constructed of solid aluminum with rugged rubber bumpers. A recessed tank cradle and diamond plate pad hold refrigerant cylinders firmly. The remote stores conveniently in the bottom of the platform. The SRS2C features push button zeroing (tare) and syncing between the remote and the platform and a 33-foot range.

FEATURES/BENEFITS

- Fieldpiece Wireless Refrigerant Scale – SRS2C
- Platform and remote
- Rugged nylon case with carrying strap
- Standard 9-volt battery (remote) installed
- 6 x AA batteries (platform) installed
- Operator's manual

Order Number
72-1677

MANIFOLDS, CHARGING HOSES & REPLACEMENT GAUGES

IMPERIAL TOOLS

STRIDE TOOL | Imperial DEPENDABLE UNDER PRESSURE

Manifolds

Description	Order Number
DUAL O-RING VALVES – precision gauges & protective boots, soft-seat valves, Polarshield™ Hi-Performance hoses, ergonomic handles, swivel hanger for R-410A, R-22, R-404A refrigerant, ¼" SAE, (3) 60" charging lines	**72-1260**
4-VALVE EFFICIENCY – 4 times faster evacuation, deep vacuum valve design, precision gauges and protective boots, UL® recognized, Polarshield™ Hi-Performance hoses, ergonomic handles, swivel hanger for R-410A, R-22, R-404A refrigerant, ¼" & ⅜" SAE(4) 60" charging lines (⅜" VAC)	**72-1261**

72-1260

72-1261

Charging Hose Sets

Description	Order Number
5' – SET of 3 (blue, yellow, red), Imperial 600 series	**72-1273**
3' – SET of 3 (blue, yellow, red), Imperial 600 series	**72-1274**

72-1273

72-1274

Hoses with Shut Offs

Description	Order Number
5', BLUE – with automatic shut off & ¼" FFL connections, Imperial 900 series	**72-1275**
5', YELLOW – with automatic shut off & ¼" FFL connections, Imperial 900 series	**72-1276**
5', RED – with automatic shut off & ¼" FFL connections, Imperial 900 series	**72-1277**
HOSE SET – (3), 5' – (blue, yellow, red), Imperial 900 series, w/shut-off	**72-1278**
¼" hose seal gaskets – 10/pk	**72-1279**

72-1275

72-1276

72-1277

72-1278

72-1279

Replacement Gauges

Description	Order Number
BLUE COMPOUND – PSI and temp for R-22, 404A, 410A	**72-1269**
RED PRESSURE – PSI and temp for R-22, 404A, 410A	**72-1270**
RED PRESSURE – PSI and temp for R-12,22, and 502	**72-1271**
BLUE COMPOUND – PSI and temp for R-12,22, and 502	**72-1272**
BOOT SET – for **72-1269**, **72-1270**, **72-1271** and **72-1272**	**72-1280**

72-1269

72-1270

72-1271

72-1272

72-1280

Kwik Couplers

Description	Order Number
90° Elbow Coupler	**72-1263**
Straight Coupler (45° flare)	**72-1264**

72-1263

72-1264

Ratchet Wrenches

Description	Order Number
25° Offset – ¼" & ⅜" Hex; 3/16" & 5/16" Square Drive Designed for use on compressors with access valves in hard to reach places, reversible ratchets	**72-1262**
COMBINATION WRENCH – 9/16" hex, ½" hex, ¼" square, 3/16" square	**72-1268**

72-1262

72-1268

Repair Kits For Manifold Stem & Knob

Description	Order Number
HIGH SIDE REPAIR KIT – with soft touch knob for 400 series	**72-1265**
LOW SIDE REPAIR KIT – with soft touch knob for 400 series	**72-1266**
DIAPHRAGM REPLACEMENT SEAL KIT – for all 600 series manifolds	**72-1267**

TOOLS — BLACK RHINO

Supa-Wide 8" Wrench

- Super ergonomic rhino grip handle
- Patented design up to 20% lighter and 25% wider on the jaws
- Superior hardness exceeds ANSI specs

Description	Order Number
WRENCH, ADJUSTABLE — 8"	**72-1421**

Black Rhino

Rhino Pro Adjustable Wrenches

- Super ergonomic rhino grip handle
- Patented design up to 15% lighter and 18% wider on the jaws
- Superior hardness exceeds ANSI specs

Description	Order Number
WRENCH, ADJUSTABLE — 4"	**72-1391**
WRENCH, ADJUSTABLE — 6"	**72-1392**
WRENCH, ADJUSTABLE — 8"	**72-1393**
WRENCH, ADJUSTABLE — 10"	**72-1394**
WRENCH, ADJUSTABLE — 12"	**72-1395**
WRENCH, ADJUSTABLE — 15"	**72-1396**

Hex Tube Wrench Sets

- Patented hex tube handle
- Converts to a “T” handle
- 8 pieces fit in handle
- Super duty industrial construction

Description	Order Number
HEX TUBE — 8 Piece, Inch	**72-1378**
HEX TUBE — 8 Piece, Metric	**72-1377**
HEX TUBE — 8 Piece, Torx	**72-1379**

Ratcheting Wrench Sets

- 7 piece
- Up to 30% stronger than other wrenches
- Solid industrial drop forged steel construction

Description	Order Number
METRIC	**72-1402**
SAE	**72-1403**



Aluminum Adjustable Pipe Wrenches

- Super heavy duty aluminum construction, up to 60% lighter
- Solid i-beam handle design makes wrenches light and strong
- Smooth adjustable settings

Description	Order Number
PIPE WRENCH — Aluminum, 14"	**72-1407**
PIPE WRENCH — Aluminum, 18"	**72-1408**
PIPE WRENCH — Aluminum, 24"	**72-1409**

TOOLS — BLACK RHINO (CONT.)

Rhino Pliers

Black Rhino

• Super duty – industrial strength drop forged steel construction

Description	Order Number
BENT NOSE PLIER — 8" patented invisible spring action built into plier head, ergonomic rhino grip	**72-1411**
COMBO PLIER — 8" super duty, patented invisible spring action built into plier head, ergonomic grip	**72-1416**
CRIMPING PLIER — 9.5" heat treated cutting edges, ergonomic rhino grip, crimps/cuts many types of wire	**72-1458**
DIAGONAL CUT PLIER — 8" super duty, ergonomic grip designed to cut wires and cords cleanly	**72-1418**
LINESMAN PLIER — 9.5" cross hatch teeth in all directions, ergonomic rhino grip and curve, laser heat treated cutting edges	**72-1464**
LONG NOSE PLIER — 6"; 4 in 1 design cuts, grabs, splits and crimps; patented invisible spring action built into plier head	**72-1435**
LONG NOSE PLIER — 8" patented invisible spring action built into plier head, ergonomic rhino grip	**72-1417**
SLIP JOINT PLIER — 6" patented invisible spring action built into plier head; flatter, longer reach design	**72-1432**
SLIP JOINT PLIER — 8" patented invisible spring action built into plier head; flatter, longer reach design	**72-1433**
SLIP JOINT PLIER — 10" patented invisible spring action built into plier head; flatter, longer reach design	**72-1434**

Industrial Mini Tech Pliers

Description	Order Number
BENT NOSE PLIER — 5" patented invisible spring action built into plier head, ergonomic rhino grip	**72-1442**
COMBO PLIER — 5" super duty, patented invisible spring action built into plier head, ergonomic grip	**72-1436**
DIAGONAL PLIER — 4" super duty, ergonomic grip	**72-1439**
FLAT NOSE PLIER — 5" super duty, patented invisible spring action built into plier head, ergonomic grip	**72-1441**
LONG NOSE PLIER — 5" patented invisible spring action built into plier head, ergonomic rhino grip	**72-1437**
LONG NOSE PLIER — 6" patented invisible spring action built into plier head, ergonomic rhino grip	**72-1438**
ROUND NOSE PLIER — 5" super duty, patented invisible spring action built into plier head, ergonomic grip	**72-1440**

Bent Nose Plier

Combo Plier

Crimping Plier

Diagonal Cut Plier

Flat Nose Plier

Long Nose Plier

Round Nose Plier

Slip Joint Plier

Description	Order Number
PLIER — 4¾"	**72-1419**
PLIER — 6½"	**72-1420**
PLIER — 10"	**72-1360**
PLIER — 12"	**72-1361**
PLIER — 16"	**72-1362**
PLIER, NUT-TAMER — 9.5"	**72-1459**
PLIER, NUT-TAMER — 13.5"	**72-1460**
PLIER, V-JAW — 9.5"	**72-1461**
PLIER, V-JAW — 12"	**72-1462**
PLIER, V-JAW — 16.5"	**72-1463**

Tongue & Groove Pliers

• Angled jaw design provides more pointsof contact on round objects.
• Undercut tongue and groove prevents slipping.
• Laser heat treated teeth last longer.

10" Plier

Nut-Tamer Plier

V-Jaw Plier

TOOLS — BLACK RHINO (CONT.)

Premium Industrial PEX & PVC Cutters

Description	Order Number
PEX CUTTER — 1" pex & tube cutter, ratcheting spring loaded super duty blade opens in one shot, lock tab	**72-1412**
PVC CUTTER — standard model cuts up to 1.25", cuts poly pipe	**72-1423**
PVC CUTTER — 1.5", ergonomic handle angled for less fatigue, super duty industrial blade, spring loaded blade opens in one shot	**72-1356**
PVC CUTTER — 2.5", ergonomic handle angled for less fatigue, super duty industrial blade, spring loaded blade opens in one shot	**72-1353**

PEX Cutter

Black Rhino

PVC Cutter

Description	Order Number
WIRE STRIPPER/CUTTER	**72-1335**
WIRE STRIPPERS — 10-18 AWG	**72-1425**
WIRE STRIPPERS — 16-26 AWG	**72-1426**
WIRE STRIPPERS — 22-30 AWG	**72-1427**
WIRE STRIPPERS — 8-16 AWG	**72-1424**
STRIPPER/CUTTER – V-NOTCH	**72-1333**
STRIPPING COMBO TOOL	**72-1345**

Strippers & Cutters

- Spring-loaded automatic opening
- Ergonomic rhino grip and curve
- Lock tab keeps jaws closed



Wire Stripper

Stripping Combo Tool

Snips & Shears

- Big rhino grip handles
- Super duty induction hardened cutting edges
- Ideal for metal shearing and cutting

Description	Order Number
AVIATION SNIPS, LEFT CUT — rhino grip handle, meets or exceeds fed. specs ANSI/ASME, superior drop forged blades with serrated edges	**72-1357**
AVIATION SNIPS, RIGHT CUT — rhino grip handle, meets or exceeds fed. specs ANSI/ASME, superior drop forged blades with serrated edges	**72-1358**
AVIATION SNIPS, STRAIGHT CUT — rhino grip handle, meets or exceeds fed. specs ANSI/ASME, superior drop forged blades with serrated edges	**72-1359**
LONG CUT SNIP	**72-1390**
METAL SHEARS — 13", angled ergonomic handle, huge 3.5" blades, great for siding	**72-1428**
MULTI-SNIP — 10", big loop handles, general purpose cutting and shearing	**72-1387**
OFFSET PRO-SNIPS, LEFT CUT — euro style handle, meets or exceeds fed. specs ANSI/ASME/ISO/DIN, superior HRC 60-62 drop forged blades, serrated edges	**72-1384**
OFFSET PRO-SNIPS, RIGHT CUT — euro style handle , meets or exceeds fed. specs ANSI/ASME/ISO/DIN, superior HRC 60-62, drop forged blades, serrated edges	**72-1385**
PRO-SNIPS, LEFT CUT — euro style rhino grip handle, meets or exceeds fed. specs ANSI/ASME/ISO/DIN, superior HRC 60-62 drop forged blades with serrated edges	**72-1381**
PRO-SNIPS, RIGHT CUT — euro style handle, meets or exceeds fed. specs ANSI/ASME/ISO/DIN, superior HRC 60-62 drop forged blades, serrated edges	**72-1382**
PRO-SNIPS, STRAIGHT CUT — euro style handle, meets or exceeds fed. specs ANSI/ASME/ISO/DIN, superior HRC 60-62 drop forged blades, serrated edges	**72-1383**
SCISSOR SNIPS — 8" general purpose metal cutting and shearing	**72-1386**
SCISSOR SNIPS — 12" general purpose metal cutting and shearing	**72-1388**
SHORT SNIPS — meets or exceeds fed. specs ANSI/ASME, superior drop long style forged blades, serrated edges	**72-1389**
SNIPS — 7", Circular Pattern	**72-1413**
SNIPS — 10", Circular Pattern	**72-1414**
SNIPS — 13", Circular Pattern	**72-1415**

Aviation Snips

Metal Shears

Offset Pro-Snips

Pro-Snips Straight Cut

Short Snips

Circular Pattern Snips

TOOLS — BLACK RHINO (CONT.)

Screwdrivers

Black Rhino

- Rugged rhino quality
- Hardened magnetic tips
- Patented rhino grip handles
- Chrome vanadium, silver polished driver shaft

Description	Order Number
PHILLIPS SCREWDRIVER — 1 x 80 tip	**72-1366**
PHILLIPS SCREWDRIVER — 2 x 100 tip	**72-1367**
PHILLIPS SCREWDRIVER — 2 x 150 tip	**72-1369**
PHILLIPS SCREWDRIVER — 2 x 25 tip	**72-1370**
PHILLIPS SCREWDRIVER — 3 x 150 tip	**72-1368**
SLOTTED SCREWDRIVER — 3 x 75	**72-1371**
SLOTTED SCREWDRIVER — 5.5 x 100 tip	**72-1372**
SLOTTED SCREWDRIVER — 6.5 x 125 tip	**72-1373**
SLOTTED SCREWDRIVER — 6 x 175 tip	**72-1374**
STUBBY SCREWDRIVER — 6.5 x 25 tip	**72-1375**

Phillips Screwdriver, 2 x 150 Tip

Slotted Screwdriver, 5.5 x 100 Tip

Ratchet Drivers

- Superior black rhino, hardened magnetic tips
- Patented rhino grip handles
- Chrome vanadium, silver polished driver shaft

Description	Order Number
RATCHET DRIVER — 14 in 1, 14 bits inside, superior industrial ratchet and casing, 3 position ratchet	**72-1337**
STUBBY SCREWDRIVER — ratcheting	**72-1376**

14 in 1 Ratchet Driver

Stubby Ratcheting Screwdriver

Striking Tools

Description	Order Number
CHISEL SET — 3 Pc., ½", ¾" and 1", rhino grip handle, meets or exceeds fed. specs ANSI/ASME, superior drop forged solid blades and body	**72-1422**
CLAW HAMMER — 16 oz., industrial drop forged steel body & head, patented air tunnel in handle reduces shock, rhino grip handle	**72-1347**
DEADBLOW HAMMER — 1 Lb., high impact black sbr rubber, ergonomic curve grip handle	**72-1397**
DEADBLOW HAMMER — 2 Lb., high impact black sbr rubber, ergonomic curve grip handle	**72-1398**
DEADBLOW HAMMER — 3 Lb., high impact black sbr rubber, ergonomic curve grip handle	**72-1399**
RIP HAMMER, POLISHED HEAD — industrial drop forged steel body & head, patented air tunnel in handle reduces shock, rhino grip handle	**72-1349**
RIP HAMMER, SMOOTH HEAD — industrial drop forged steel body & head, patented air tunnel in handle reduces shock, rhino grip handle	**72-1348**
PRYBAR — 13" super duty drop forged black steel, rocker head and angles for leverage and ease	**72-1404**
PRYBAR — 15" super duty drop forged black steel, rocker head and angles for leverage and ease	**72-1405**
PRYBAR — 18" super duty drop forged black steel, rocker head and angles for leverage and ease	**72-1406**
PRYBAR — 18" heavy duty, super duty genuine drop forged black steel, 18" hex shaft	**72-1410**

Chisel Set

Claw Hammer

3 Lb. Deadblow Hammer

Smooth Head Rip Hammer

15" Super Duty Prybar

TOOLS — BLACK RHINO (CONT.)

Knives

Black Rhino

- Solid construction & superior industrial quality offers best quality
- Ergonomically designed handles/grips

Description	Order Number
KNIFE, RETRACTABLE — patented quick change push knob on handle, stores up to 5 blades in handle	72-1351
KNIFE, RETRACTABLE — with holster, patented quick change push knob on handle, stores up to 5 blades in handle	72-1352
KNIFE, SPEED CUT — patented quick change pull on knob; stores up to 5 blades in handle	72-1336
KNIFE, SPEED CUT w/HOLSTER — patented quick change pull on knob, stores up to 5 blades in handle, ergonomic grip	72-1350
SNAP KNIFE — retractable, patent pending design and functions, stores blades in handle, end of grip tip can be pulled out to snap blades	72-1430
UTILITY KNIFE — standard 4 position retractable blade, ergonomic curve	72-1331
UTILITY KNIFE — total grip ergonomic handle, blade storage	72-1332
UTILITY BLADES — 100 ct, easy slide case	72-1329

Retractable Knife

Speed Cut Knife w/Holster

Snap Knife

Utility Knife w/Grip

Utility Knife

Saws & Blades

Description	Order Number
DRY WALL SAW — rhino grip angled ergonomic handle, super duty dual thick industrial strength blade	72-1342
HACKSAW — ergonomic handle, hi-tension heavy duty strength	72-1344
HACKSAW, LO-PRO — ergonomic handle, super duty hi-tension industrial strength, 2 way angle cutting & lo-profile design	72-1355
HACKSAW, MINI — ergonomic handle, over 6 blade positions	72-1380
HACKSAW, QUARTER — ergonomic handle, super duty/hi-tension/super-lite, fits into small places	72-1346
HACKSAW BLADE — 12" x 18T, 5/Pk.	72-1455
HACKSAW BLADE — 12" x 24T, 5/Pk.	72-1456
HACKSAW BLADE — 12" x 32T, 5/Pk.	72-1457
RECIPROCATING SAW BLADES — 12" x 14T x 050, 5/Pk.	72-1450
RECIPROCATING SAW BLADES — 12" x 6T x 050, 5/Pk.	72-1451
RECIPROCATING SAW BLADES — 6" x 10/14T x 035, 5/Pk.	72-1443
RECIPROCATING SAW BLADES — 6" x 14T x 035, 5/Pk.	72-1444
RECIPROCATING SAW BLADES — 6" x 14T x 062, 5/Pk.	72-1454
RECIPROCATING SAW BLADES — 6" x 18T x 035, 5/Pk.	72-1445
RECIPROCATING SAW BLADES — 6" x 24T x 035, 5/Pk.	72-1446
RECIPROCATING SAW BLADES — 6" x 6T x 050, 5/Pk.	72-1447
RECIPROCATING SAW BLADES — 6" x 6T x 062, 5/Pk.	72-1452
RECIPROCATING SAW BLADES — 8" x 14T x 035, 5/Pk.	72-1448
RECIPROCATING SAW BLADES — 9" x 6T x 050, 5/Pk.	72-1449
RECIPROCATING SAW BLADES — 9" x 6T x 062, 5/Pk.	72-1453
REPLACEMENT BLADE — For **72-1353**	72-1354
REPLACEMENT BLADES — (2), For **72-1356**, drop forged steel blade	72-1330
REPLACEMENT BLADES — For **72-1428**	72-1429
REPLACEMENT BLADES — For **72-1430**, 10/Pk.	72-1431

Dry Wall Saw

Hacksaw w/Ergonomic Handle

Lo-Pro Hacksaw

Quarter Hacksaw

Hacksaw Blade

Reciprocating Saw Blade

TOOLS — BLACK RHINO (CONT.)

Caulk Guns

Description	Order Number
CAULK GUN — 30 oz., superior high pressure ratio makes squeezing easy, rotating barrel design keeps the point flush with surface, poker attached to side	72-1343
CAULK GUN, DRIP-NOT PRO — 11 oz., ergonomic handle design, dripless, super polycarbonate frame is light weight and shatterproof	72-1334

Drip-Not Pro Caulk Gun

Black Rhino

Tape Measures

- Super duty
- Shock absorber bumper on bottom

Description	Order Number
12 FT. — superlight, streamline design/ hi-profile abs casing, super duty, special white flash, nylon/steel blade	72-1363
16 FT. — superlight, streamline design/ hi-profile abs casing, super duty, special white flash, nylon/steel blade	72-1364
25 FT. — superlight, streamline design/ hi-profile abs casing, super duty, special white flash nylon/steel blade	72-1365
16 FT. — rhino grip, stainless steel casing, double sided nylon steel blade with double end hook	72-1400
25 FT. — rhino grip, stainless steel casing, double sided nylon steel blade with double end hook	72-1401
25 FT. — ergonomic all-black casing, double sided nylon steel blade with double end hook	72-1338
30 FT. — ergonomic all-black casing, double sided nylon steel blade with double end hook	72-1339
30 FT. — heavy duty, ergonomic all-black casing, double sided nylon steel blade with double end hook	72-1340
25 FT. — stainless steel, rhino grip edging around tape for grip and protection, yellow nylon steel blade	72-1341

25 Ft. Superlight

25 Ft. Rhino Grip, Stainless Steel Coasing

30 Ft. Heavy Duty

Stainless Steel

Tool Bags

Description	Order Number
GEAR/TOOL BAG, LARGE — bucket style, made with atomic nylon, atomic nylon handle, rugged rubber bottom	72-1466
GEAR/TOOL BAG, MEDIUM — bucket style, made with atomic nylon, atomic nylon handle, rugged rubber bottom	72-1465
HIGH ROLLER TOOLBAG — bucket style	72-1518
OPEN TOOL TOTEBAG — 20"	72-1503
POWERTOOL TOTEBAG — 16"	72-1501
RATCHET DUDE — medium	72-1516
RATCHET DUDE — large	72-1517
TOOL BAG— medium, made with atomic nylon, inner and outer storage	72-1467
TOOL BAG — large, made with atomic nylon, inner and outer storage	72-1468
TOOL BAG — built in chair	72-1500
TOOL BAG — bucket style, bucket built in	72-1499
TOOL TOTEBAG — 16"	72-1502
TOOLBAG — 14" largemouth style	72-1504
TOOLBAG — 16" largemouth style	72-1505

Large Bucket Style

Large Tool bag

Build In Chair Tool Bag

Bucket Style Built In

Tool Totebag

Large Mouth Style

TOOLS — BLACK RHINO (CONT.)

SAFETY GLASSES

Black Rhino

Imagine wearing safety glasses that give you better vision on the jobsite. Better vision means a safer jobsite. Black Rhino polarized safety glasses offer the protection of a safety glass with the style and quality of high end polarized eyewear.

Stainless

Description	Order Number
Clear Lens	**72-1522**
Clear Lens	**72-1519**
Polarized	**72-1523**
Steel Lens	**72-1520**
Yellow Lens	**72-1521**

Rhinolidz

Description	Order Number
Clear Lens	**72-1524**
Gt/Red Lens	**72-1526**
Polarized	**72-1527**
Smoke Lens	**72-1525**

Prolitez

Description	Order Number
Clear Lens	**72-1528**
Smoke Lens	**72-1530**
Steel Lens	**72-1531**
Yellow Lens	**72-1529**

I-Beamz

Description	Order Number
Blue Lens	**72-1534**
Clear Lens	**72-1532**
Gt/Red Lens	**72-1535**
Polarized	**72-1536**
Smoke Lens	**72-1533**

Chromies

Description	Order Number
Blue Lens	**72-1543**
Clear Lens	**72-1541**
Steel Lens	**72-1542**
Steel Lens, White Frame	**72-1544**

Steelies

Description	Order Number
Blue Lens	**72-1539**
Clear Lens	**72-1537**
Gt/Red Lens	**72-1540**
Smoke Lens	**72-1538**

Fast Shipments for FASTER REPAIRS

All Orders received by 6:45 pm EST ***ship the same day****

For additional shipping information, see page ii of this catalog.

*Subject to inventory availability. U.S. Only.

TOOLS — BLACK RHINO (CONT.)

Rhino Tuff Work Gloves

Description	Size	Order Number
COWHIDE GLOVES	Small	**72-1494**
	Medium	**72-1495**
	Large	**72-1496**
	XL	**72-1497**
	XX	**72-1498**
FRAMAZ WORK GLOVES — nylon double stitching, adjustable quick-action wrist	Small	**72-1479**
	Medium	**72-1480**
	Large	**72-1481**
	XL	**72-1482**
	XX	**72-1483**
GOATSKIN GLOVES — nylon double stitching, adjustable quick-action wrist, washable & rugged	Small	**72-1469**
	Medium	**72-1470**
	Large	**72-1471**
	XL	**72-1472**
	XX	**72-1473**
GRAYPRINT WORK GLOVES	Small	**72-1506**
	Medium	**72-1507**
	Large	**72-1508**
	XL	**72-1509**
	XX	**72-1510**
PROLITEZ WORK GLOVES — nylon double stitching, extended length cuff for added protection	Small	**72-1484**
	Medium	**72-1485**
	Large	**72-1486**
	XL	**72-1487**
	XX	**72-1488**
WHITEPRINT WORK GLOVES	Small	**72-1511**
	Medium	**72-1512**
	Large	**72-1513**
	XL	**72-1514**
	XX	**72-1515**
WORK GLOVES — nylon double stitching, adjustable quick-action wrist, power-grip	Small	**72-1474**
	Medium	**72-1475**
	Large	**72-1476**
	XL	**72-1477**
	XXL	**72-1478**
XTREMEZ WORK GLOVES — full kevlar palm and fingers, washable, nylon double stitching, almost impossible to wear out	Small	**72-1489**
	Medium	**72-1490**
	Large	**72-1491**
	XL	**72-1492**
	XX	**72-1493**

Black Rhino

Cowhide

Framaz

Goat Skin

Grayprint

Prolitez

Whiteprint

Work Glove

Xtremez

TOOLS

Chain Breaker

- Eliminates need for a hammer and a punch
- Simple to use
- Saves time
- High quality

Order Number	For Sizes:
72-1203	25 (1/4" Pitch) thru 60 (3/4" Pitch)

Thread Checker

- Each size has a nut and bolt checker.
- Each gauge rotates freely on the wire cable and is permanently stamped with size

Standard

14 Sizes:
6-32, 8-32,
10-32, 10-24,
1/4-28, 1/4-20,
5/16-24, 5/16-18,
3/8-24, 3/8-16,
7/16-20, 7/16-14,
1/2-20, 1/2-13

Metric

12 Metric Sizes: M4X0.7, M5X0.8, M6X1.0, M7X1.0, M8X1.25, M10X1.0, M10X1.25, M10X1.5, M12X1.25, M12X1.5, M12X1.75

Example:
M10X1.0 is 10MM X (Fine Thread)

Example:
M10X1.5 is 10MM X (Coarse Thread)

Standard Order Number	Metric Order Number
85-1227	85-1250

Universal Fan Blade Puller

- 5/8" center shaft
- 4 pull fingers

Order Number
72-1153

Wheel Puller

- For direct drive motor shafts & 5/8" belt drive
- Comes with 4 hooks & 3 set screws

Order Number
72-1104

Fish Tape

FEATURES/BENEFITS

- Trigger for constant tension and finger grips around the Reel keep the tape under control and retracting tightly
- Tape reel cleans the tape as it retracts
- Refills sold separately

50" Length Order Number	100" Length Order Number
72-1213	72-1214

TOOLS (CONT.)

Classic Multi-Driver

FEATURES/BENEFITS

- Standard size driver.
- Replaces 16 of the most frequently used bits.

Bits Included

HEX	3/32", 1/8", 5/32", 3/16"
ROBERTS	2, 3
SLOT	1/4", 3/16"
TORX	15, 20, 25, 30
PHILLIPS	0, 1, 2, 3

Order Number
72-1220

Security Multi-Driver

FEATURES/BENEFITS

- Features extra-long 3" nosepiece reaches even recessed fasteners
- Hard-wearing, heavyweight tool for professionals working with security fasteners
- Includes 14 security tips plus 2 standard tips on eight 3" long, double-ended bits

Bits Included

HEX SECURITY	1/8", 9/64", 5/32", 3/16"
SPANNER	4, 6, 8, 10
ROBERTS SECURITY	1, 2
TORX SECURITY	10, 15, 20, 25
PHILLIPS	2
SLOT	7/32"

Order Number
72-1221

4 In1 Multi-Socket

FEATURES/BENEFITS

- Replaces the four most common nut drivers. SAE socket sizes: 1/4", 3/8", 5/16", 7/16".
- Telescoping action provides two socket sizes at each end.
- High-torque grip textured, non-slip surface.
- Tough, high-quality industrial steel construction.

Order Number
72-1208

Hi Torq 6 in 1 Driver

FEATURES/BENEFITS

- 6 in 1 driver available with security (tamper-proof) bits
- Has a nut driver on each end and double-ended bits
- Handle ergonomic, oversized, tapered, three-sided, maximizes torque force minimizes exertion for less hand fatigue
- Kraton rubber grip handle coating tacky, non-sticky surface, for a non-slip grip even when wet or oily
- Durable double-ended bits are hardened S2 steel, nosepiece is chrome plated

Security Bit Load

TORX SECURITY	15, 20 25, 30
NUT DRIVER	1/4", 5/16"

Order Number
72-1205

BIT DRIVER SLIDE DRIVER & SLIDE DRIVER TOOLS

Bit Driver Slide Driver

FEATURES/BENEFITS

- Slide from ¼" to 5⁄16" and back again without changing bits
- Special magnet holds nut securely
- Magnet and socket move in unison so magnet has 100% power
- Made of hardened steel
- Fits your drill
- Thumb nut safety lock keeps bit firmly in place
- Magnetized to hold nut securely at both sides
- Bonus 3" handle makes a pocket sized slide driver
- High quality hardened steel

Order Number
72-1230



FITS YOUR DRILL
Slide from ¼" to 5⁄16" and back again without stopping to change bits!



Slide the socket BACK for ¼" driver



Slide the socket FORWARD for 5⁄16" driver

Slide Drivers

- Special magnet holds nut securely
- Use as a bit driver
- Magnet and socket move in unison so magnet has 100% power
- Available in three lengths: 3", 7", 10"
- Made of hardened steel

3" Length

Order Number
72-1231

7" Length

Order Number
72-1232

10" Length

Order Number
72-1233

TOOLS (CONT.)

Pliers/Wrenches

Tongue & Groove Pliers

Order Number
72-1173

Needle Nose Pliers

Order Number
72-1177

Narrow Diag. Cutting Pliers
• 5" Overall

Order Number
72-1198

Long Needle Nose Pliers

Order Number
72-1168

Long Needle Nose Pliers

Order Number
72-1169

Adjustable Wrench
• 4" Overall

Order Number
72-1159

Dual Snap Ring Pliers

FEATURES/BENEFITS

- Lighten your toolbox
- All-in-one tool removes both internal and external snap rings
- Spring-loaded oversized handle, cushioned for comfortable use

Order Number
72-1212

Pinch-Off Tool

FEATURES/BENEFITS

- Clamping mechanism quickly and securely pinches off tubing and cloth-reinforced hose
- Comfortable cushion grip
- Ideal for closing off compressor process tubes
- For 3⁄16", 1⁄4", 5⁄16" and 3⁄8" tubing



Order Number
72-1669

Threaded Insert Tool Kit

- This tool installs a threaded nut inside, leaving it flush outside.
- Ideal for replacing machine threaded or sheet metal screws which have stripped or oversized the hole.

How It Works:

Drill a hole, then with the tool, place the insert in the hole and squeeze it like a pop rivet gun and then turn the knurled knob until the tool is removed from the permanent threaded nut.

Insert Tool Accessories

Description	Order Number
Conversion Kits (Adapter & Collar)	
6-32	**72-1122**
8-32	**72-1123**
10-24	**72-1124**
10-32	**72-1125**
1⁄4"-20	**72-1126**
Inserts (100 Per Pack)	
6-32	**26-1728**
8-32	**26-1729**
10-24	**26-1730**
10-32	**26-1731**
1⁄4"-20	**26-1732**

Order Number
72-1121

Kit Contains:
- 1 Insert Tool
- 4 Conversion Kits (6-32, 8-32, 10-24, 1⁄4"-20)
- An Assortment of Inserts

TOOLS (CONT.)

2 in 1 Cutter/Stripper

FEATURES/BENEFITS

- Cuts wire with one end, grabs and strips wire with the other
- Stripper self-adjusts to wire: no stripping holes
- 5" model strips stranded wire sizes 26 to 14 awg
- 6" model strips electrical wire sizes 14 to 10 awg

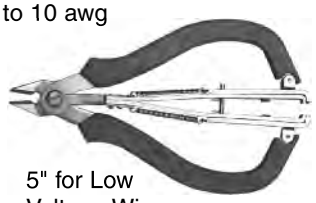

Order Number
72-1210

5" for Low Voltage Wire

Crimping/Stripper Cutting Tool

Order Number
72-1167

Wire Marker Tape & Dispenser

FEATURES/BENEFITS

- Copact, lightweight, durable
- Refillable
- Contains 10 rolls of tape numbered 0–9



Order Number
26-6232

Capillary Cutter

FEATURES

- Cleanly cut capillary tubing without flattening or constricting tubing
- Yellow Jacket Number 60195

Order Number
72-1673

Screwdrivers

Flat Screwdriver
- 4" Shaft, 1/8" Point

Order Number
72-1176

Flat Screwdriver
- 3" Shaft, 3/16" Point

Order Number
72-1164

Phillips Screwdriver
- 10" Shaft, 2" Point

Order Number
72-1201

Phillips Stubby Screwdriver
- 3 3/8"Overall

Order Number
72-1199

4 in 1 Screwdriver
- 3/16" & 1/4" Slotted Tips
- #1 & #2 Phillips Tips

Order Number
72-1200

Wrenches

Hex Key
- Pocket Size

Order Number
72-1196

Torx Wrench – T10

Order Number
72-1195

Torx Wrench – T40

Order Number
72-1181

Torx Wrench Set

Order Number
72-1184

TOOLS (CONT.)

Utility Knife

Order Number
72-1186

Utility Knife Blades

- 5 pc.

Order Number
72-1182

Heat Gun

- Direct heat source with three settings – 500° F / 750° F / Air only
- Lightweight, shock-proof & cool running with tough Lexan
- Fast heating/drying of materials
- Quick curing/drying of epoxies
- Applying shrink tubing
- Softening door gaskets for installation
- Softening tubing for bending
- Speed-drying of touch-up paint to eliminate “haze”
- Drying out condensation in motors, clutches, controls, etc.
- 115V 50/60 Hz
- Made in USA

Order Number
72-1672

FIN COMBS/BRUSH

Fin Combs

FEATURES/BENEFITS

- Straightens and cleans evaporator and condenser fins
- Six of the most popular fin combs on a convenient ring
- Fits in the tool box for easy access and prevention of loss

COLOR	FINS PER INCH
Orange	8 and 10
Yellow	9 and 15
Blue	11 and 13
Green	12 and 14
Lime	16 and 17
Red	18 and 20

Order Number
72-1287

Universal Fin Comb

FEATURES/BENEFITS

- For condensor and evaporator fins
- Cleans and straightens fins for better operating efficiency

Order Number
72-1286

Condenser Fin Brush

Order Number
32-1856

Fin combs, available in several sizes, can be used to quickly and easily straighten bent condenser and evaporator fins back into alignment, contributing to increased operating efficiency of the unit.

TOOLS (CONT.)

KWIK-VISE™ Refrigerant Recovery Tool

Imperial PT-109

FEATURES/BENEFITS

- PT-109 Line piercing/refrigerant recovery tool pierces, seals and locks on to copper lines in one swift motion.
- Self adjusting! No need to adjust the tool for different sizes of tubing.
  The patented tension system automatically locks pliers on copper tubing ¼" to ½" (6 mm-12 mm) OD tubing.
- To use, simply position the PT-109 on the tubing to be pierced. Close the pliers quickly and firmly. The pliers will automatically adjust and lock into a tightly sealed, secure position.
- Replaceable hardened, stainless steel pierce and brass valve assembly.
- Capacity: ¼" thru ½" OD refrigerant copper tubing.
- Durable — made with high carbon, heat treated, steel jaws.
- Works with all refrigerants — CFC, HFC, HCFC and Zeotropic, Azeotropic.
- 90° elbow valve eliminates tangling and interference problems.

Order Number
72-1674

Robinair Valve Core Remover/Installer

Robinair 18560

FEATURES/BENEFITS

- Remove and install valve cores from a ¼" male flare access fitting without the loss of refrigerant.
- Durable, solid brass tool has a ball valve that can be opened or closed in just a quarter-turn, rather than a stem-type valve.
- Designed with a stainless steel ball and brazed side fitting for durability and long life.

Order Number
72-1670

Robinair ¼" Valve Core Remover/Installer

Robinair 13145

FEATURES/BENEFITS

- ¼" valve core remover/installer
- Includes 6 valve cores inside

Order Number
72-1671

Robinair Replacement Valve Cores

Robinair 40352

FEATURES

- Pkg/6

Order Number
26-6026

FLASHLIGHTS

Maglite Products

MAGLITE® LED

FEATURES
- LED bulb
- 10" long
- Uses 2 D batteries (not included)



Order Number
72-1311

FEATURES
- LED bulb
- 12" long
- Uses 3 D batteries (not included)

Order Number
72-1313

BATTERIES	
AA	**#72-1319**
AAA	**#72-1320**
D	**#72-1321**

MINI MAGLITE®

FEATURES
- Standard bulb
- 5¾" long
- Uses 2 AA batteries (included)

Order Number
72-1316

FEATURES
- Standard bulb
- 5" long
- Uses 2 AAA batteries (included)
- Pocket clip included

Order Number
72-1315

FEATURES
- LED bulb
- 6½" long
- Uses 2 AA batteries (included)
- Nylon holster included

Order Number
72-1310

Case for Mini Flashlights

Order Number
72-1314

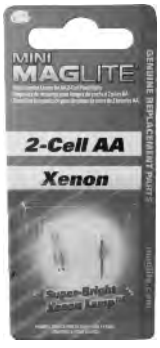

Bulb (2/Pk)
- For Flashlights with 2 AA batteries
- For **72-1310**

Order Number
72-1317

Bulb (2/Pk)
- For Flashlights with 2 AAA batteries
- For **72-1315**

Order Number
72-1318

FLASHLIGHT, MIRRORS, PICKUP TOOLS & MATCH HOLDER

Extendable Magnetic Flashlight

FEATURES/BENEFITS

- Extendable magnetic flashlight telescopes from 6½" to 21"
- Magnets at the base and light for easy mounting and retrieval
- Flexible inspection mirror rotates 360 degrees
- Super-bright LEDs
- Includes: flashlight, pocket clip and inspection mirror
- Uses (4) LR44 batteries (included)
- Replacement batteries = **#36-578**



Order Number
72-1622

4 Pack Batteries

Order Number
36-578

Magnetic Light Stick

- Water resistant
- Clips to your pocket or collar
- 6 LEDs
- With (3) AAA batteries

Order Number
72-1623

Telescoping Magnet Mirror

Order Number
85-1269

Telescoping Magnetic Retrieving Tool

- Extends from 5⅞" to 25"

Order Number
72-1109

Telescoping Inspection Mirror & Magnetic Pick-Up Tool

- Extends from 5⅝" to 19½"
- ⅞" diameter mirror

Order Number
72-1111

LED Lighted Pick-Up Tool Set

- Set of (2) flexible, lighted pick-up tools
- Both have lights and manually extended pick-up prongs
- Blue tool is magnetic, red tool is not
- Approximately 24" long
- With (3) LR44 batteries



Order Number
72-1624

Non-Inverted Image Inspection Mirror

A great new tool to make your job easier

- Optical quality glass prism (not plastic) encapsulated in a shock resistant plastic housing
- Convenient pocket clip
- Multiple Joints allow you to get into the toughest spots
- Chrome plated telescoping arm extends 16"

Order Number
72-1139

Easy to See and Read!
Avoid Costly Mistakes!

Match Holder

E-X-T-E-N-D-A-B-L-E to over 2 Feet

- Permits safe, easy pilot lighting
- 5⅞" long overall un-extended, 21⅞" long overall extended

Order Number
72-1026

SAFETY APPAREL

5-Finger Spectra Gloves

- High cut resistant
- Medium puncture resistant

Small	Medium	Extra Large
Order Number	Order Number	Order Number
85-1217	85-1218	85-1220

Maxguard Gloves

- Cut resistant
- Puncture resistant

Small	Medium	Large	Extra Large
Order Number	Order Number	Order Number	Order Number
85-1221	85-1222	85-1224	85-1226

General Purpose Knuckle Gloves

- Highest level of cut
- Highest level of puncture protectant

Small	Medium	Large
Order Number	Order Number	Order Number
85-1215	85-1228	85-1281

Contractor Kneepads

- Made with superior Nitrogen injected copolymer padding
- Flame laminated inner sponge for added comfort
- CoolMax* liner wicks away moisture leaving the user cool and dry
- Uniquely designed cover – bends with the knee
- Flat kneeling surface creates stability while kneeling and eliminates strain on the lower back
- Cover removes from the padding for easy cleaning

Order Number
72-1658
(Pair)

Tradesman Kneepads

- Made with superior Nitrogen injected copolymer padding
- Flame laminated inner sponge for added comfort
- CoolMax* liner wicks away moisture leaving the user cool and dry
- Extended to protect the upper part of the shin as well as the knee
- Additional upper strap eliminates debris from entering the top of the kneepad

Order Number
72-1659
(Pair)

Kneeler Cushion

- 14½" x 8" x ¾"
- Built with top quality NitroFoam for added durability and comfort
- Extra strong tear-resistant padding



Order Number
72-1660

Pro Workmat

- Large 1" x 8" x 24" with beveled edges
- Built with extremely durable NBR foam rubber for day in and day out use
- Great for those that do not want to strap a kneepad on

Order Number
72-1661

FIRST AID KITS

Burn Care Kit

Order Number
85-1195

First Aid Kits

- The **85-1197** & **85-1193** cabinets are stocked with ***OSHA*** compliant first aid products for those accidents that typically occur in the foodservice industry such as burns, cuts, sticks and common workplace injuries.

Large Kit

Order Number
85-1193

Small Kit

Order Number
85-1197

Bloodborne Pathogen/Personal Protection Kit

- Contains Rescue Breather® CPR, one-way valve face shield
- Includes 6 piece CPR pack
- Meets federal ***OSHA*** requirements

Order Number
85-1194

Have a Question?

1-800-332-2500

(USA & Canada)

PRESSURE-TEMPERATURE CHART

Shaded boxes = vacuum in inches of mercury
Unshaded boxes = pressure in psig

°F	R12 Vapor	R22 Vapor	R134A Vapor	R404A Vapor	R407C Liquid	R407C Vapor	R408A Vapor	R409A Liquid	R409A Vapor	R410A Vapor	R502 Vapor
-50	15.4"	6.2"	18.7"	0.6	2.9"	11.4"	1.6"	12.4"	17.2"	3.5	0.2"
-45	13.3"	2.7"	16.9"	2.7	0.4	8.5"	1.1	9.7"	15.2"	8.5	1.9
-40	11"	0.5	14.8"	5	2.5	5.2"	3.3	6.8"	13.1"	12	4.1
-35	8.4"	2.6	12.5"	7.6	4.8	1.5"	5.6	3.5"	10.7"	15	6.5
-30	5.5"	4.9	9.8"	10	7.3	1.3	8.2	0	8.1"	19	9.2
-25	2.3"	7.4	6.9"	13	10	3.6	11	2	5.1"	23	12
-20	0.6	10	3.7"	17	13	6.1	14	4.1	1.9"	27	15
-15	2.4	13	0.1"	21	17	8.8	18	6.5	0.8	32	19
-10	4.5	17	1.9	25	20	12	21	9	2.8	37	23
-5	6.7	20	4.1	29	24	15	25	12	4.9	43	27
0	9.1	24	6.5	34	28	19	30	15	7.2	49	31
+ 5	12	28	9.1	39	33	23	34	18	9.7	55	36
10	15	33	12	44	38	27	39	22	13	62	41
15	18	38	15	50	44	32	45	26	15	70	47
20	21	43	18	56	49	37	51	30	19	78	53
25	25	49	22	63	56	43	57	34	22	87	59
30	28	55	26	70	63	49	64	39	26	97	66
35	33	62	30	78	70	55	71	44	30	107	73
40	37	69	35	86	78	62	79	49	35	118	81
45	42	76	40	95	86	70	87	55	39	130	89
50	47	84	45	105	95	78	96	61	44	142	97
55	52	93	51	115	105	86	105	68	50	155	107
60	58	102	57	125	115	95	115	75	56	170	116
65	64	111	64	137	125	105	126	82	62	185	127
70	70	121	71	149	137	115	137	90	69	201	138
75	77	132	79	161	149	126	149	98	76	217	149
80	84	144	87	175	162	138	161	106	83	235	161
85	92	156	95	189	176	150	174	116	92	254	174
90	100	168	104	204	190	163	188	125	100	274	187
95	108	182	114	219	206	177	203	135	109	295	201
100	117	196	124	236	222	192	219	146	119	317	216
105	127	211	135	253	239	208	235	157	130	341	232
110	136	226	146	272	256	224	252	169	141	365	248
115	147	243	158	291	275	242	270	181	152	391	265
120	158	260	171	311	295	261	289	194	165	418	283
125	169	278	185	332	315	280	309	208	178	446	301
130	181	297	199	355	337	301	330	222	192	476	321
135	194	317	214	378	359	323	352	237	206	507	341
140	207	337	229	402	383	346	374	253	222	539	363
145	220	359	246	428	407	371	398	269	238	573	385
150	235	382	263	454	432	397	432	286	256	608	408

Formula for Superheat:
Suction Line Temp – Evaporator Temp = Superheat

See **Electronic P-T Devices**
Pages 173 & 177

Section 6

INSTALL & MAINTENANCE

AllPoints® Foodservice Parts & Supplies

PAGE

Acid Detection & Removal
- A/C System Flush, TurboKleen™ 211
- ACID-AWAY & ACID-AWAY POE 211
- ACID-BUSTER™ Injection Kit 210
- Acid Neutralizer 210
- Acid Test Kit, The 210

Brushes 216

Cable Ties 224

Chemicals & Lubricants
- Greases 213
- Lube Oil 212
- Oil Additive 212
- Oil Checker 212
- Silicon Lubricants 212

Cleaners
- Coil Cleaners 215
- Degreasers 215
- Food Grade Environmental Cleaner & Degreaser 214
- Glass Cleaner 214
- Ice Machine Cleaning Chemicals 217
- Sprayers 215
- Stainless Steel Polish and Cleaners 214

Connectors 227

Copper Fittings 202-203

Cords 221

Hardware 226-231

Insulation Tape 204, 220

Leak Detection & Repair
- BIG BLU Leak Detector, Spray and Brush On 208
- Epoxy Putty, Steel Reinforced 209
- Gas Leak Detector 208
- Leak Detection Dye Cartridges, Injection Kit & Capsules 206
- Leak Detection Kits & Lamp 207
- Leak Lock 209
- Sherlock 5-Second Leak Detector 208
- Thread Sealants 209
- Thread Locker 209
- Trace/Trace2 208

Lubricants 212

Oil, Refrigeration 218

Part Trays 229

Plugs 222

Receptacles 223

Safety (Knee Pads, Kneeler & Work Mat) 232

Sand Cloth 203

Service Kits 230-231

Solder and Brazing 204

Tape & Tape Remover 220

Terminals 226

Torches, Kits & Accessories 205

Wire, High Temperature 225

COPPER FITTINGS

FEATURES

- Increased weight for HVACR applications
- Excellent fit and finish for economy of joining
- Sizes marked on fittings for easy identification

90 Degree Elbows – Short Radius (Female/Female)

Description	Order Number
1/4"	26-4340
3/8"	26-4214
1/2"	26-4215
5/8"	26-4216
3/4"	26-4217
7/8"	26-4218
1 1/8"	26-4219

26-4340, 26-4214 thru 26-4219

90 Degree Elbows – Street Fitting (Female/Male)

Description	Order Number
1/4"	26-4220
3/8"	26-4221
1/2"	26-4222
5/8"	26-4223
3/4 "	26-4224
7/8"	26-4225
1 1/8"	26-4226

26-4221 thru 26-4226

45 Degree Elbows

Description	Order Number
1/4" Female	26-4227
3/8" Female	26-4228
1/2" Female	26-4229
5/8" Female	26-4230
3/4" Female	26-4231
7/8" Female	26-4232
1 1/8" Female	26-4233
Female 3/8" Street fitting x Male	26-4234
Female 1/2" Street fitting x Male	26-4235
Female 5/8" Street fitting x Male	26-4236
Female 3/4" Street fitting x Male	26-4237
Female 7/8" Street fitting x Male	26-4238
Female 1 1/8" Street fitting x Male	26-4239

26-4227 thru 26-4239

Couplings (Female/Female)

Description	Order Number
1/4"	26-4240
3/8"	26-4241
1/2"	26-4242
5/8"	26-4243
3/4 "	26-4244
7/8"	26-4245
1 1/8"	26-4246

26-4240 thru 26-4246

Reducing Bushings

Description	Order Number
Male 3/8" fitting x 1/4" Female	26-4247
Male 1/2" fitting x 3/8" Female	26-4248
Male 5/8" fitting x 1/2" Female	26-4249
Male 5/8" fitting x 3/8" Female	26-4250
Male 3/4" fitting x 5/8" Female	26-4251
Male 3/4" fitting x 1/2" Female	26-4252
Male 7/8" fitting x 3/4" Female	26-4253
Male 7/8" fitting x 5/8" Female	26-4254
Male 1 1/8" fitting x 7/8" Female	26-4255
Male 1 1/8" fitting x 3/4" Female	26-4256

26-4247 thru 26-4256

Reducing Couplings (Female/Female)

Description	Order Number
3/8" fitting x 1/4"	26-4257
1/2" fitting x 3/8"	26-4258
3/8" fitting x 1/4"	26-4259
5/8" fitting x 1/2"	26-4260
5/8" fitting x 3/8"	26-4261
3/4" fitting x 5/8"	26-4262
3/4" fitting x 1/2"	26-4263
7/8" fitting x 3/4"	26-4264
7/8" fitting x 5/8"	26-4265
1 1/8" fitting x 7/8"	26-4266
1 1/8" fitting x 3/4"	26-4267

26-4257 thru 26-4267

COPPER FITTINGS (CONT.)

FEATURES

- Increased weight for HVACR applications
- Excellent fit and finish for economy of joining
- Sizes marked on fittings for easy identification

Tee Fittings (Female)

Description	Order Number
1/4"	**26-4268**
3/8"	**26-4269**
1/2"	**26-4270**
5/8"	**26-4271**
3/4"	**26-4272**
7/8"	**26-4273**
1 1/8"	**26-4274**

26-4268 thru 26-4274

P-Traps (Female/Female)

Description	Order Number
5/8"	**26-4275**
3/4"	**26-4276**
7/8"	**26-4277**
1 1/8"	**26-4278**

26-4275 thru 26-4278

Male Adaptors

Description	Order Number
1/2" Female x 1/2" MPT	**26-4292**
1/2" Female x 3/8" MPT	**26-4293**
5/8" Female x 3/4" MPT	**26-4294**
5/8" Female x 1/2" MPT	**26-4295**
3/4" Female x 3/4" MPT	**26-4296**
3/4" Female x 1/2" MPT	**26-4297**
7/8" Female x 3/4" MPT	**26-4298**

26-4292 thru 26-4298

Caps

Description	Order Number
3/8" Female	**26-4280**
1/2" Female	**26-4281**
5/8" Female	**26-4282**
3/4" Female	**26-4283**
7/8 " Female	**26-4284**
1 1/8" Female	**26-4285**

26-4280 thru 26-4285

Female Adaptors

Description	Order Number
1/2" Female x 1/2" FPT	**26-4303**
1/2" Female x 3/8" FPT	**26-4304**
5/8" Female x 1/2" FPT	**26-4306**
3/4" Female x 3/4" FPT	**26-4307**
7/8" Female x 3/4" FPT	**26-4309**



26-4303, 26-4304, 26-4306, 26-4307, 26-4309

Sand Cloth

- 120 grit
- Water resistant bonding
- Flexible backing
- Available in 10 & 25 yard rolls
- 1 1/2" wide

10 Yds. Order Number	25 Yds. Order Number
72-1307	**72-1308**

SOLDER AND BRAZING

Solder and Brazing

Description	Order Number
Al-Solder 500 Kit — Aluminum Solder & Flux Kit, 1/8" Dia., Spool	**26-4315**
Dynaflow® 6% Rod — .050 x 1/8 x 28 Stick Tube, PhosCopper Brazing Alloy; Excellent for Brazing Copper to Copper and Copper to Brass.	**26-4313**
Safety-Silv® 45% Flux Coated Rod — 1/16 x 18, 4 oz., General Purpose Silver Brazing Alloy. Excellent for Brazing Dissimilar Metals.	**26-4314**
Stay-Brite® #8 Lead-free Silver Solder — 1/8" Dia., 1 Lb. Spool, NSF 51	**26-4310**
Stay-Clean® Paste Flux — 4 oz. Jar, Active Temperature: Below 700°F	**85-1339**
Stay-Silv® 15% Brazing Rod — .050 x 1/8 x 28 Stick Tube, PhosCopper Brazing Alloy; Excellent for Brazing Copper to Copper. The Industry Standard for A/C & Refrigeration	**26-4311**
Stay-Silv® 5% Brazing Rod — .050 x 1/8 x 28 Stick Tube, Medium-silver PhosCopper Brazing Alloy	**26-4312**

26-4315

26-4313

26-4314

26-4310

85-1339

26-4311

26-4312

Solderlene

- High quality paste type, non-acid soldering flux
- For use with low and mid-temp. soft solders, both lead and lead-free.
- Effective on all metals except aluminum and magnesium
- Prevents excess wear in motors and compressors.
- Brush top plastic jars

4 oz. Brush Top Plastic Jar

Order Number
85-1312

INSULATION TAPE

Foam Insulation Tape

FEATURES/BENEFITS

- Prevents pipe sweat
- Can also be used to reduce heat loss on hot pipes below 160°F
- Easily cuts into pieces and molds around fittings and valves
- Adheres to clean metal surfaces and to itself
- 1/8" x 2" x 30'

Order Number
72-1298

Cork Insulation Tape

FEATURES/BENEFITS

- May be used for either hot or cold temperature applications within its continuous duty service temperature range of -20°F to 158°F
- Stops dripping caused by pipe condensation
- Adheres to metal and will not crack or dry out
- 1/8" x 2" x 30'

Order Number
72-1299

TORCHES & ACCESSORIES

Turbo Torches, Kits and Accessories

Description	Order Number
CUTTING/BRAZING OUTFIT – Light Duty Includes: Oxy Regulator w/Gauges, Acetylene Regulator w/Gauges, Oxy/Acetylene Handle w/Two Tips, Cutting Handle, Dual Hoses, Goggles, Striker & Tote Cart	**72-1284**
FLINT STRIKER	**72-1285**
PORTABLE TORCH KIT – includes: Durable Tool Bag, Self Lighting PL-3T Tip, Ergonomic Torch Handle, STK-R Regulator (CGA-600), 12 Ft. Hose, Hose Clamp & Metal Sleeve for Hot Tips. Holds 2 Gas Cylinders	**72-1281**
SELF LIGHTING TORCH KIT – TX-500 ProPak Self Lighting Torch Kit, includes: 504 Tip (Brazes ¼"-1¼", Solders ¾"-4"), 503 Tip (Brazes 1⁄16"-1", Solders ⅛"-3"), For HVAC and Plumbing	**72-1283**
TORCH KIT – Professional Extreme Torch Air/Acetylene Kit, includes: Acetylene AR Style Regulator w/Gauge, Ergonomic Handle w/Quick Disconnect, 12 Ft. Acetylene Hose and Two A Style Tips	**72-1282**

72-1284

72-1285

72-1281

72-1283

72-1282

For **Solder & Brazing** See Page 204

For **Fittings** See Pages 202-203

For **Sand Cloth** See Page 203

For **Tape** See Page 220

Torch Heat Shield

- 9" x 12"
- High temperature torch guard shields heat from studs, walls, floors and other surfaces from flames, sparks, and molton splash during soldering and brazing operations.
- Provides heat resistance to 2000° F.

Order Number
72-1120

Thermal Block

FEATURES/BENEFITS

- Absorbs surface heat generated by welding, brazing or soldering
- Helps protect from warping, buckling or other distortion on light gauge material, also prevents blistering, discoloration and cracking
- Apply directly from tube onto surface that needs protection
- Non-toxic, harmless to skin, odorless and asbestos free
- Can be applied to all metals

11 oz. Tube

Order Number
72-1300

LEAK DETECTION & REPAIR

SPECTROLINE

EZ-100/ECS Universal Dye Injection Kit

For Mineral Oil, Polyol Ester and Alkyl Benzene Lubricant Systems

FEATURES/BENEFITS

- EZ-50 EZ-Ject™ dye injector assembly
- EZ-25 hose assembly complete with check valve and ¼" flare low-loss fitting
- (2) EZ-4/ECS 0.5 oz (14.8 ml) universal/POE dye cartridges
- 119690 purge fitting
- Service labels



Order Number
72-1292

EZ-Ject™ Dye Cartridge Injection Chart

System Type	Small systems – ice machines window A/C units & refrigerators	Residential systems•	Light commercial & large residential systems•	Commercial & light industrial – all split systems•
Refrigeration Oil Charge	Up to 15 fl oz (450 ml)	Up to 1.6 qt (1.5 L)	1.7 to 3.2 qt (1.6 to 3.0 L)	3.3 qt to 2 gal (3.1 to 7.6 L)
Refrigerant Charge	Up to 2.9 lb (1.3 kg)	3 to 4.9 lb (1.4 to 2.2 kg)	5 to 9.9 lb (2.3 to 4.5 kg)	10 to 25 lb (4.6 to 11.3 kg)
Tons of Cooling Horsepower	Up to 1 ton Up to 1 Hp	1.1 to 2 tons 1.1 to 4 Hp	2.1 to 6 tons 4.1 to 10 Hp	6.1 to 12 tons 10.1 to 25 Hp
No. of graduations on EZ-Ject	1	2	6	8-14

Treatment: One graduation treats one pint of refrigeration oil; two graduations treat one quart.
Always use the refrigeration oil charge when it is known. Refrigerant charge, tonnage and horsepower are approximations.
• One full cartridge is recommended for all split systems, including residential applications, even if they hold less than 10 pounds of refrigerant.

EZ-Ject Dye Cartridge

- EZ-4/ECS EZ-Ject Universal Dye Cartridge – for Mineral Oil, Polyol Ester and Alkyl Benzene Lubricant Systems
- Treats up to 25 lbs (11.3 kg) of refrigerant or 2 gallons (7.6 L) of lubricant (case of six 0.5 oz (14.8 ml) cartridges)

EZ-4ECS
Order Number
85-1333

BigEZ™ Dye Cartridge

- BEZ-4/ECS BigEZ Universal Dye Cartridge – for Mineral Oil Lubricant, Polyol Ester and Alkyl Benzene Systems
- Use 0.25 oz (7.4 ml) per gallon (3.8 L) of refrigeration oil in system (one 4 oz, 118 ml) dye cartridge

BEZ-4/ECS
Order Number
85-1338

GLO-STICK® Dye Capsules Ordering Guide

Universal – For Mineral Oil, Polyol Ester and Alkyl Benzene Lubricant Systems

- GS-101/ECS Up to 2.9 pounds (1.3 kg) of refrigerant or up to 15 fluid ounces (450 ml) of lubricant (case of six 0.03 oz, 1 ml capsules)
- GS-1/ECS Up to 4.9 pounds (2.2 kg) of refrigerant or up to 1.6 quarts (1.5 L) of lubricant (case of six 0.5 oz, 4.8 ml capsules)
- GS-2/ECS 5 to 9.9 pounds (2.3 to 4.5 kg) of refrigerant or 1.7 to 3.2 quarts (1.6 to 3.0 L) of lubricant (case of six 0.5 oz, 14.8 ml capsules)
- GS-3/ECS 10 to 25 pounds (4.6 to 11.3 kg) of refrigerant or 3.3 quarts to 2 gallons (3.1 to 7.6 L) of lubricant (case of six 0.5 oz, 14.8 ml capsules)

GS-101/ECS
Order Number
85-1334

GS-1/ECS
Order Number
85-1335

GS-2/ECS
Order Number
85-1336

GS-3/ECS
Order Number
85-1337

LEAK DETECTION & REPAIR (CONT.)

SPECTROLINE

Leak Detection Kit OPK-300BEZ/E

Complete BigEZ™ Kit features the OPTIMAX™ 3000 Cordless, Rechargeable LED Flashlight for medium to large systems, including High-Pressure R-410A Systems*

FEATURES/BENEFITS

- BEZ-50 BigEZ™ dye injector assembly
- BEZ-25 hose assembly with check valve and low-loss fitting
- BEZ-4/ECS 4 oz (118 ml) BigEZ™ universal/POE dye cartridge
- (3) Drip plugs for hose/coupler

Order Number
72-1295

Leak Detection Kit OPK-50GS/E

Complete GLO-STICK® Kit Features the OPTIMAX Jr™ Ultra-Compact, Cordless LED Flashlight for small to medium size systems, including High-Pressure R-410A Systems*

FEATURES/BENEFITS

- (1) GS-1/E universal/POE GLO-STICK® dye capsule
- (2) GS-2/E universal/POE GLO-STICK® dye capsules
- (1) GS-3/E universal/POE GLO-STICK® dye capsule
- (1) BV-50 bleed valve for attaching GLO-STICK® capsule to service hose
- (1) PC-0249 purge capsule
- (1) 119567 hose to connect to low side service port

Order Number
72-1289

Leak Detection Kit OPK-50EZ/E

Complete EZ-Ject™ Kit Features the OPTIMAX Jr™ Ultra-Compact, Cordless LED Flashlight for small to medium sized systems, Including High-Pressure R-410A Systems*

FEATURES/BENEFITS

- EZ-50 EZ-Ject™ dye injector assembly
- EZ-25 hose assembly with check valve and low-loss fitting
- (2) EZ-4/ECS 0.5 oz (14.8 ml) EZ-Ject™ universal/POE dye cartridges
- (3) Drip plugs for hose/coupler

Order Number
72-1288

Leak Detection Lamp Kit OPX-3000

OPTIMAX™ 3000 Cordless, Rechargeable Blue LED Leak Detection Flashlight

FEATURES/BENEFITS

- 15 times brighter than regular LED lights
- Power comparable to super-high intensity 150W lamps
- Inspection range up to 20 feet (6.1 m) or more
- Compatible with all standard leak detection dyes
- 50,000-hour LED life
- Powered by a rechargeable NiMH battery (included)
- Smart AC and DC chargers
- UVS-40 fluorescence-enhancing glasses

Order Number
72-1291

Leak Detection Lamp – OPX-500CS OPTIMAX Jr™

Cordless, Blue LED Leak Detection Flashlight

FEATURES/BENEFITS

- Perfect for tight spaces
- Power comparable to high-intensity 75W lamps
- Inspection range up to 6 feet (1.8 m) or more
- 100,000-hour LED life
- Powered by 3 “AA” batteries (included)
- UVS-40 fluorescence-enhancing glasses

Order Number
72-1290

*Fluorescence-enhancing glasses (UVS-40), plastic carrying case (CC-110) and 8 oz (237 ml) spray bottle of GLO-AWAY™ dye cleaner (CR-800) are included in above kits.

LEAK DETECTION & REPAIR (CONT.)

Gas Leak Detector Low Temp

FEATURES/BENEFITS

Leaks appears as large strong bubbles which cling to the surface and are fluorescent under a black light

- Non-freezing
- Non-toxic
- Non-hazardous
- Fluorescent
- Rated to -30°F (-34°C)
- Bubble-type gas leak detector
- Used on: Hot and cold piping, natural gas, most gases, air and all refrigerants
- 4 oz. plastic bottle w/dauber

Order Number
85-1311

Sherlock 5-Second Leak Detector

FEATURES/BENEFITS

- For below & above freezing temperatures detects leaks in gas lines, tanks, cylinders, valves or anything that can be tested with gas or air pressure.
- Plastic dispenser with dauber cap.

8 Oz.

Order Number
85-1097

Trace

FEATURES/BENEFITS

- A red penetrant dye in a mineral oil base that is completely harmless to refrigeration, air conditioning and hydraulic equipment
- 4 oz. plastic bottle

Order Number
85-1309

Trace2

FEATURES/BENEFITS

- A red penetrant dye in a polyolester base that is completely compatible with all refrigerants and lubricants
- Use to locate the hardest to find leaks under the toughest conditions in low light or dark areas
- Leaks show as bright red stains
- For refrigeration and hydraulic systems
- Fluorescent with any ultraviolet light source
- Non-volatile and will not sludge or deposit gum
- Clearly visible, even through ice and frost
- 4 oz.

Order Number
85-1310

BIG BLU Leak Detector Spray

FEATURES/BENEFITS

- Non toxic/non corrosive
- Biodegradeable
- Freeze resistant
- Detects microgas leakage down to .65 oz. per year
- Quart bottle

Order Number
85-1325

BIG BLU Leak Detector – Brush On

FEATURES/BENEFITS

- Non toxic/non corrosive
- Biodegradeable
- Freeze resistant
- Detects microgas leakage down to .65 oz. per year
- 8 oz.

Order Number
85-1331

LEAK DETECTION & REPAIR (CONT.)

Thread Sealant

FEATURES/BENEFITS

- Nylog red
- Non hardening, non-drying fluid
- Bonds to many different substrates
- Should be used with cfc or hcfc refrigeration systems containing either mineral or alkyl benzene as the bulk lubricant
- 30ml

Order Number
85-1326

Thread Sealant

FEATURES/BENEFITS

- Nylog blue
- Non hardening, non-drying fluid
- Bonds to many different substrates
- Can be used universally or specifically with an hfc bound synthetic oil system
- 30ml

Order Number
85-1327

Thread Sealant

FEATURES/BENEFITS

- Loctite 243
- .5 ml
- Medium strength
- Oil resistant

Order Number
32-1869

Thread Locker

FEATURES/BENEFITS

- Loctite 242
- 0.8 fl. oz.
- .5 ml

Order Number
32-1738

Steel Reinforced Epoxy Putty

FEATURES/BENEFITS

- Fast acting, single stick, steel-reinforced epoxy putty, makes steel hard repairs in 20 minutes.
- Seals, mends, bonds, repairs almost anything — even under water.
- Two-part epoxy compound mixes quickly and easily and adheres to metals, masonry, wood, glass, ceramics and most plastics.
- Withstands temperatures to 300° F.
- Compression strength 18,000 PSI.
- Tensile strength 6,000 PSI.
- Electrically non-conductive.
- When cured, may be drilled, sanded, filed and painted.

4 Oz.

Order Number
85-1107

Leak Lock

FEATURES/BENEFITS

- A resin based soft setting brushable paste pipe joint compound
- Resistant to all refrigerants, oils, water, most chemicals, liquids and gases
- Non-toxic
- Use with pressure to 10,000 PSI to full vacuums
- Temperature range -200°F to 400°F, (-93°C) to (204°C)
- Never hardens, never becomes brittle
- Ideal for joining all metals, plastics and other materials
- Will stick to all clean surfaces

(1) ⅓ oz. Tube

Order Number
85-1303

16 oz. Brush Top Plastic Jar

Order Number
85-1305

4 oz. Brush Top Plastic Jar

Order Number
85-1304

ACID DETECTION & REMOVAL

SPECTROLINE

AB-100CS ACID-BUSTER™ Injection Kit

FEATURES/BENEFITS

- Acid scavenging solution – eliminates acid buildup in AC&R systems
- Prevents compressor burnout!
- Works with all lubricants and systems, including high-pressure R-410A systems

Contains

- EZ-50 EZ-Ject™ injector assembly
- EZ-25 hose assembly complete with check valve and ¼" flare low-loss fitting
- (2) AB-5CS 0.5 oz, 14.8 ml EZ-Ject™ cartridges ACID-BUSTER™ acid scavenging solution
- Each cartridge treats up to 1 qt oil, 3 lbs. refrigerant or 1.5 tons cooling

Order Number
72-1293

AB-5CS Replacement ACID-BUSTER™ Universal Cartridges

Contains

- Filled with ACID-BUSTER™ Acid Scavenging Solution – AB-5CS EZ-Ject™, 0.5 oz, 14.8 ml cartridge

Order Number
72-1294

The Acid Test — 4 Complete Tests in Each Kit

FEATURES/BENEFITS

For detecting the presence and formation of acid in air conditioning and refrigeration systems

- Easy to use
- Results in seconds
- Non-toxic
- Non-hazardous
- Non-flammable
- Biodegradable
- For use with all refrigerants
- Accurate results
- BLUE or VIOLET — No acid present
- GREEN — Moderately acidic
- YELLOW — Acidic

Order Number
85-1306

Acid Neutralizer

FEATURES/BENEFITS

THE CURE FOR ACID PROBLEMS:

The best acid treatment available neutralizes residual acid caused by compressor burnout

- Works fast
- Circulates quickly
- Compatible with all refrigerants and all lubricants
- Safe, will not harm system components
- No solids or solid residuals
- Neutralizes acid in recovery equipment
- Can prevent compressor burnout
- 4 oz.

Order Number
85-1308

ACID DETECTION & REMOVAL (CONT.)

ACID-AWAY®

FEATURES/BENEFITS

ACID-AWAY® provides a unique approach to help prevent compressor burnouts by effectively removing the acid buildup that occurs in refrigeration oils used in air conditioning and refrigeration systems. It is a safe and easy to use treatment for both hermetic and semi-hermetic compressors of virtually any size that operate with mineral or alkylbenzene type refrigeration oils. For systems that operate on Polyol Ester lubricants, use ACID-AWAY® FOR POE.

ACID-AWAY® has been tested in accordance with ANSI/ASHRAE Standards 86-1983 and 97-1989, various ASTM standards and has been proven to be highly effective in extensive field testing evaluations in a wide variety of compressor sizes, types, brands and severity of burnout conditions.

- Compatible with all common compressor materials of construction, internal system components, mineral oil and alkylbenzene refrigeration oils.
- Removes residual acid normally left behind in the system after a compressor burnout occurs which can cause a subsequent compressor burnout of the new compressor.
- Suitable for preventative maintenance use to help avoid compressor burnouts resulting from the buildup of corrosive acids inside refrigeration systems.
- Eliminates the need for flushing systems with solvents or other similar products in an attempt to remove residual acids.
- Eliminates costly multiple oil changes performed to dilute the acid content of the refrigeration oil.
- Minimizes costly service call backs due to repeat compressor failures caused by acid.
- Can be used to treat recovery, recycling and reclaiming units in order to protect them from attack caused by acid fouled refrigerants and oils.

Mfg 45004
4 oz.

Order Number
85-1379

ACID-AWAY® POE

FEATURES/BENEFITS

ACID-AWAY® POE provides a unique approach to help prevent compressor burnouts by effectively removing the acid buildup that occurs in Polyol Ester refrigeration oils used in air conditioning and refrigeration systems. It is a safe and easy to use treatment for both hermetic and semi-hermetic compressors of virtually any size that operates with Polyol Ester lubricants. Eliminates the need for flushing systems with solvents to remove residual acids.

ACID-AWAY® for POE has been tested in accordance with ANSI/ASHRAE Standards 86-1983 and 97-1989, and various ASTM standards.

U.S. Patent No. 5,503,757

Mfg 45009
4 oz.

Order Number
85-1380

SYSTEM FLUSH

Turbo-Kleen™ A/C System Flush

FEATURES/BENEFITS

- Removes oil, sludge, carbon & other deposits from A/C line sets quickly and easily at lower cost.
  - – Stays active during the entire cleaning process
  - – Scrubbing action cleans more completely
  - – A cost-effective, reusable system
- Unique chemical cleaning agents in Turbo-Kleen flow through an innovative patented injection nozzle that creates a turbulent action that chemically cleans and mechanically scrubs A/C and refrigerant lines. This scrubbing action remains active all the way through the lines, from the inlet to the outlet side.
- The Turbo-Kleen Starter Kit includes a reusable injector nozzle and canister, plus a flushing tool, a clear plastic connecting line, and one pint of chemical solution. The chemical solution is sold separately in pint and gallon sizes.
- You save money by reusing the nozzle and canister and only purchasing the solution for future jobs.
- U.S. Patent No. 8,298,345

Haz. Mat Item
For Local Pickup Only.
Cannot Be Shipped.

Mfg 82500
Flush Kit

Order Number
85-1376

Mfg 82400
1 Pint refill

Order Number
85-1377

Mfg 824500
1 Gallon refill

Order Number
85-1378

CHEMICALS & LUBRICANTS

Non-Aerosol Silicone Lubricant

FEATURES/BENEFITS

- Prevents sticking without transferring to end product
- Effective from -58° F to 450° F
- Use on slides, guide-rails, knives, saws, slicers, grinders, dough mixers, conveyors, food racks & ovens
- USDA H-1 rated
- NSF listed
- Each can comes with a trigger

Non Food Grade
14 Fl. Oz.

Order Number
85-1139

Food Grade
14 Fl. Oz.

Order Number
85-1137

Silicone Lubricant

FEATURES/BENEFITS

- Ideal for food service equipment
- FDA approved spray is non-flammable

This item must ship via ground service only.

16 Oz.

Order Number
32-1686

Lube Oil with Spout

FEATURES/BENEFITS

- Multi-purpose oil used on motors, bearings and metal lubrication requirements
- Contains rust and corrosion preventatives
- Non-gumming
- Non-toxic
- Will not foam during use

4 Oz. Bottle

Order Number
85-1099

Oil Additive

FEATURES/BENEFITS

- Compatible with all refrigeration oils
- Dissolves sludge buildup on bearing and valve surfaces
- Prevents binding of high speed compressors
- Prevents excess wear in motors and compressors
- 8 oz.

Order Number
85-1313

Oil Checker

FEATURES/BENEFITS

- Easily identifying all refrigeration, air conditioning and heat pump lubricants in just seconds
- Easy to use two step process that identifies all type of oils
- Test results within seconds
- Each kit includes two complete tests
- Should be used to check the type of oil in a system before adding any additional oil
- Compatible with Mineral, Alkybenzene and Polyolester type oils

Order Number
85-1307

CHEMICALS & LUBRICANTS (CONT.)

Food Grade Grease

FEATURES/BENEFITS

- Applications: antifriction bearings, plain bearings, guides, slides, joints, spline shafts, grease-lubricated chains, gears, cams
- For use from 0° to 300° F

13.4 Oz. Cartridge

Order Number
85-1098

Food Grade Grease

Petrol-Gel is the number one sanitary lubricant used in the dairy industry and soft serve machines.

It extends equipment life and cut maintenance costs.

FEATURES/BENEFITS

- Ideal for food service equipment
- Odorless, tasteless and non-toxic
- -15° to 210°F
- Impervious to water
- Will not taint
- FDA approved
- USDA rated H-1

4 oz.

Order Number
32-1683

Food Grade Lubri-Film Grease

(High Temperature – 500°)

14 Oz. Cartridge

Order Number
85-1134

Lubri-Film Grease

4 Oz. Tube

Order Number
85-1111

12 Oz. Cartridge

Order Number
85-1133

Lubri-Film Plus Grease

4 Oz. Tube

Order Number
85-1151

Heat Proof Grease

FEATURES/BENEFITS

- Ideal for lubricating faucet balls and stem assembly for ease of operation

2½ Oz. Can

Order Number
85-1119

Gas Cock Grease

2½ Oz. Tube

Order Number
85-1114

CLEANERS

Stainless Steel Polish

FEATURES/BENEFITS

- Removes greasy films, water marks and fingerprints
- Repels water

Gallon Can

Order Number
32-1702

Quart Can

Order Number
32-1703

10 Oz. Spray

Order Number
32-1704

Stainless Steel Cleaner

FEATURES/BENEFITS

- Cleans most water & oil based stains on stainless steel and other metal surfaces
- USDA authorized

17 Oz. (Case of 12)

Order Number
85-1103

Stainless Steel Cleaner

FEATURES/BENEFITS

- Cleans & shines
- Good for stainless steel, aluminum, porcelain & ceramic tiles
- USDA C-1 rated
- NSF listed
- Each can comes with a trigger

18 Fl. Oz.

Order Number
85-1141

Trigger Only

Order Number
28-1213

Food Grade Environmental Cleaner & Degreaser

FEATURES/BENEFITS

- For use on non-energized equipment
- Designed for fast, effective removal of dirt, oil, grease, wax & tar on electrical equipment
- USDA K-2 rated
- NSF listed
- Each can comes with a trigger

18 Fl. Oz.

Order Number
85-1140

Trigger Only

Order Number
28-1212

Glass Cleaner

FEATURES/BENEFITS

- Safe on mirrors, windows, glass, chrome, plastic, enamel and tile
- Anti-static
- Non-ammoniated
- Non-streaking

This item must ship via ground service.

20 Oz. Aerosol

Order Number
85-1340

Fast Shipments for FASTER REPAIRS

All Orders received by 6:45 pm EST ***ship the same day****

For additional shipping information, see page ii of this catalog.

*Subject to inventory availability. U.S. Only.

CLEANERS (CONT.)

Degreasing Solvent

FEATURES/BENEFITS

- Performance is equal to, and often better than, results obtained with hazardous solvent
- No gloves required
- Cuts baked on grease, degreases oily surfaces
- Non toxic, biodegradable
- Flash point > 250°

Order Number
85-1330

Coil Cleaner – Condenser

FEATURES/BENEFITS

- Matches the cleaning performance of acid and alkaline cleaners without the associated hazards
- Typically diluted 5:1; or dilute 20:1 as a spray and wipe
- Use in low or high pressure equipment
- No gloves required, biodegradable, non-toxic
- Neutral ph, very low odor

Order Number
85-1329

Coil Cleaner – Evaporator

FEATURES/BENEFITS

- Non-rinsing
- Food safe, non-toxic
- No odor
- Biodegradable and friendly to all metals

Order Number
85-1328

Concentrated Evaporator Coil Cleaner

- Color: Green
- One gallon jug
- Non-hazardous coil and filter cleaner
- Cleans dirt, lint, tobacco smoke, etc. from evaporator coils
- Leaves a fresh scent

Order Number
32-1807

This item must ship via ground service.

Coil Cleaner – Foam Max

FEATURES/BENEFITS

- Super high-foaming, alkaline based, outdoor condenser coil cleaner
- Creates a super thick foam, when used on aluminum condenser coils, it cuts through grease, grime and oil
- Pushes out feathers, dirt, dust, leaves and grass
- Highly concentrated formula can be used in lighter dilution ratios to make an economical cleaner

Order Number
32-1911

Haz. Mat Item
For Local Pickup Only.
Cannot Be Shipped.

Foaming Cooling Coil Cleaner

FEATURES/BENEFITS

- Adds life and efficiency to the refrigeration compressor
- Spray-on cleans away grease and dirt
- Spray coils completely from air intake side as dirt and grime are pulled through to filter by the forced air
- Pleasant lemon scent
- 18 oz.

Order Number
85-1341

This item must ship via ground service.

Chemical Sprayers

FEATURES/BENEFITS

- Convenient size, ideal for applying water soluble chemicals
- Adjustable spray tip for a steady stream or wide fan spray
- Half gallon

Order Number
72-1296

FEATURES/BENEFITS

- Non-corrosive premium polyethylene tank sprayer
- Crack resistant, easy to operate and clean after use
- 1 gallon

Order Number
72-1297

BRUSHES

Refrigerator Coil Brush

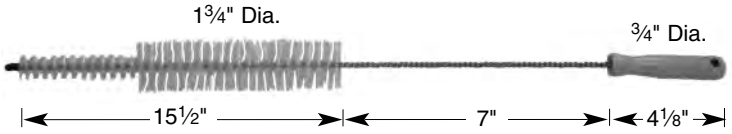

Order Number 32-1665

Other Useful Brushes

Coffee Pot Brush



Order Number 32-1854

Coffee Urn Gauge Brush

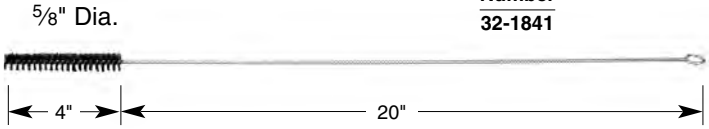

Order Number 32-1841

Condiment Pump Brush

Fat Brush

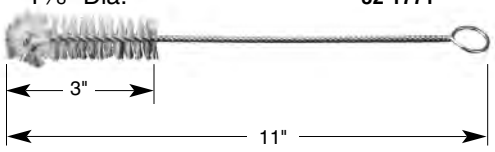

Order Number 32-1771

Condiment Pump Brush

Thin Brush

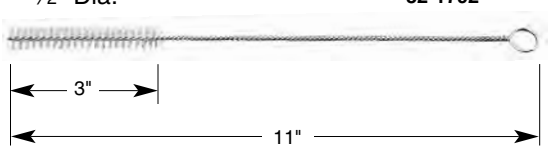

Order Number 32-1792

1-2 Day Ground Shipping to Most of the U.S.

AllPoints Foodservice Parts & Supplies

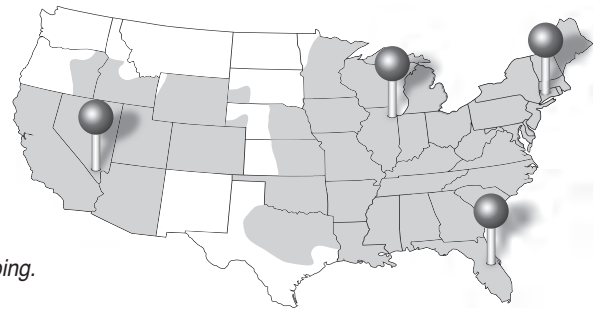

Overnight Air Shipping Available.
We offer the latest cut-off in the industry for same day shipping.

ICE MACHINE CLEANING CHEMICALS

Manitowoc Ice Machine Cleaner

- Color: Green
- Sold in 16 oz. and one gallon sizes
- Removes hard water mineral deposits and lime scale from the interior surfaces of automatic ice machines
- Approved by the USDA
- Complies with Manitowoc Specification GES-6
- OEM Exact

16 oz.
Order Number
32-1829
Manitowoc Number 94-0546-3

1 Gallon
Order Number
32-1741
Manitowoc Number 94-0580-3

Haz. Mat Items
For Local Pickup Only.
Cannot Be Shipped.

Ice Machine Cleaner

- Color: Green
- One gallon jug
- Removes hard water mineral deposits and lime scale from the interior surfaces of automatic ice machines
- Approved by the USDA
- Complies with Manitowoc Specification GES-6
- OEM Exact

Order Number
32-1820

Haz. Mat Item
For Local Pickup Only.
Cannot Be Shipped.

Manitowoc Ice Machine Sanitizer

- Color: Clear
- Sold in 16 oz. and one gallon sizes
- Sanitizes and controls slime build-up
- OEM exact

16 oz.
Order Number
32-1755
Manitowoc Number 94-0565-3

1 Gallon
Order Number
32-1753
Manitowoc Number 94-0581-3

Haz. Mat Items
For Local Pickup Only.
Cannot Be Shipped.

Ice Machine Cleaners

32-1912
- Safe to use on nickel and tin plated evaporators
- Use on all types of ice machines
- 16 oz.

32-1913
- Safe to use on nickel and tin plated evaporators
- Used to clean all types of ice machines
- 1 gallon

32-1914
- Used to clean all types of ice machines
- Not recommended for use on plated evaporators
- 16 oz.

Metal safe 16 oz.	Metal safe 1 Gallon	NOT Metal safe 16 oz.
Order Number	**Order Number**	**Order Number**
32-1912	**32-1913**	**32-1914**

Green Label Sanitizer & Cleaner

- Provides thorough sanitizing, cleaning and odor removal in only one procedure
- No need for separate procedures to clean, delime and remove milkstone from your machine and parts
- Saves additional labor and materials
- Simplify your operations, cut costs and provide quality assurance
- Cleans and Sanitizes anything; recommended for:
  - Ice cream machines
  - Frozen drink and dessert machines
  - Ice tea dispensers & brewers
  - Soda and beer lines
  - Ice machines
  - Floors, walls and grout

STERA-SHEEN
FDA approved formula is also EPA approved as a final rinse sanitizer!

Sold 100 Packets/Case
Each Packet = 2 oz

Order Number
32-1802

Sold 4 Jars/Case
Each Jar = 4 lbs.

Order Number
32-1805

COMPRESSOR OILS

Nu-Calgon RL32-3MAF Polyolester Refrigeration Oil

The Emkarate family of lubricants is a wide range of polyol ester refrigeration oil products. They are designed specifically for use with HFC refrigerants, developed to meet the performance demands of the refrigeration industry. This superior performance is achieved with basefluids that are specifically formulated to deliver optimum performance with minimal additive levels.

The requirements of today's refrigeration and air conditioning compressor lubricants are complex. They must be compatible and miscible with the HFC refrigerants, and they must be compatible and miscible with CFC's and HCFC's as well as mineral and alkylbenzene oils. Polyol ester lubricants meet these needs, and the EMKARATE RL line is the preferred choice. Working in close collaboration with compressor and system manufacturers, these OEM-approved POE lubricants cover a wide viscosity range from 7 cSt (35-40 SUS) to 220 cSt (1100 SUS) to suit most applications. The lubricants have excellent thermal and chemical stability, and are compatible with a wide range of elastomers, polymeric materials and other materials of construction. Additionally, their higher viscosity index is an indication that their effective viscosity will not change drastically with the wide swings in temperature seen by most typical refrigeration and air conditioning systems. They are the preferred choice for servicing and retrofitting existing equipment as well as for OEM charging.

4314-66
Gallon

Order Number
72-1683

Nu-Calgon Zerol 200TD Alkylbenzene Oil

Zerol Refrigeration Oil is a high-quality, premium synthetic alkylbenzene refrigeration oil. It is similar in many ways to natural mineral oils but has superior properties that make it particularly valuable in refrigeration and air-conditioning applications.

Zerol 200TD is a unique formulation of the alkylbenzene in that it contains a special additive package. This package includes an extreme pressure or EP lubricity additive as well as an additive that provides controlled foaming in specific operating conditions. It is preferred by Copeland® for field service applications with the HCFC-based service blends.

4308-07
Gallon

Order Number
72-1684

Nu-Calgon C-3s Mineral Oil

Nu-Calgon naphthenic mineral oil is available in three grades: C-3s (150 SUS), C-4s (300 SUS) and C-5s (500 SUS). All viscosities are manufactured by Calumet Lubricant Co. and are approved by Copeland®, Trane and other compressor manufacturers, approvals varying by viscosity.

They are specifically designed for today's high performance air conditioning and refrigeration compressors. These modern compressors run at higher speeds and generate higher temperatures, and they need better lubrication.

Use of C-3s, C-4s, and C-5s mineral oil will insure continued efficient system operation, providing the important properties required from a good refrigeration oil. Nu-Calgon mineral oils combine excellent solubility and stability with good floc and pour points to provide excellent low temperature performance.

4303-07 C-3s (150)
Gallon

Order Number
72-1685

DEGREASERS

Zipp Quick Drying Degreaser

FEATURES/BENEFITS

Zipp™ is a quick drying degreaser for cleaning electrical equipment and small mechanical parts. Removes oil and grease in hard-to-reach places quickly. No flash point up to its boiling point. High dielectric strength. Comes with extension tube applicator for pin-point spraying

- Non-flammable
- Non-conductive
- Excellent degreaser cleaner
- Leaves no residue

Haz. Mat Item
For Local Pickup Only.
Cannot Be Shipped.

Mfg 82642 Zipp™
14 oz.

Order Number
85-1374

Zipp II Environmentally Safer Quick Drying Degreaser

FEATURES/BENEFITS

Zipp™ II is an environmentally safer quick drying degreaser that removes grease, oil, wax, tar, gum, grime, dirt, carbon, and greasy stains from most hard surfaces. It will not short out electrical equipment. It may be used on oil burner parts, compressors, refrigeration units, greasy fan blades, strainers, engines, stoves, relay contact points, and electrical equipment.

- Non-chlorinated
- Non-flammable
- Contains no carbon tet
- Contains no restricted solvents
- Excellent degreaser cleaner
- Leaves no residue

Haz. Mat Item
For Local Pickup Only.
Cannot Be Shipped.

Mfg 82645
12 oz.

Order Number
85-1375

See Our Web Site to Place Your Orders and More!

Search Our Entire Inventory @ www.AllPointsFPS.com

Log into your account and you can…

- ***Check Current Pricing and Availability***
- ***Place Orders Anytime — Day or Night***
- ***Download Current Pricing, Forms and More***
- ***View Product Description & Model Usage***
- ***View Order History***
- ***Track Shipments***
- ***Check Order Status***
- ***View Account Information***
- ***Save Time with Quick Order***

TAPES

Acrylic Adhesion Aluminum Foil

- High performance
- 180° F peel adhesion
- 2½" x 180 Ft.
- Thickness: 7.2 mils

Order Number
85-1132

Water-Resistant Rubber

- Self-vulcanizing semi-cured rubber
- ¾" x 22 Ft.
- Thickness: 30 mils

Order Number
85-1113

PVC All Weather Electric Tape

- Temp. range: -10° to 176° F
- ¾" x 60 Ft.
- Thickness: 7 mils

Order Number
85-1112

Electric Tape

- Super 33+

Order Number
85-1181

Glass Cloth Electrical Tape

- ½" x 66"
- Class "B" insulation (266° F)
- Provides heat-stable insulation for furnace & oven controls, motor leads & switches

Order Number
85-1096

Pipe Thread Tape

Description	Size	Order Number
260" (Yellow)	½"	**85-1131****
260"	½"	**85-1090**
520"	½"	**85-1109**
260"	½"	**85-1130***

***85-1130** is Full Density (Pink) Plumbers Tape and is three times heavier than common tape.
****85-1131** is two times heavier than standard tape.

Cork Insulation Tape

- May be used for either hot or cold temperature applications within its continuous duty service temperature range of -20°F to 158°F
- Stops dripping caused by pipe condensation
- Adheres to metal and will not crack or dry out
- ⅛" x 2" x 30'

Order Number
72-1299

Foam Insulation Tape

- Prevents pipe sweat
- Can also be used to reduce heat loss on hot pipes below 160° F
- Easily cuts into pieces and molds around fittings and valves
- Adheres to clean metal surfaces and to itself
- ⅛" x 2" x 30'

Order Number
72-1298

Duct Tape

- 2" x 60 yards
- Strong, sticky & waterproof
- Poly cotton mesh cloth
- Heavy adhesive mass seals low pressure seams

Order Number
85-1203

- Red
- 2" x 60 yards

Order Number
85-1247

- Black
- 2" x 60 yards

Order Number
85-1251

- Grey
- 2" x 60 yards

Order Number
85-1246

Foam Tape

- Black
- 2-sided
- ¼" x 36 yards

Order Number
85-1256

- Black
- 2-sided
- ¾" x 36 yards

Order Number
85-1254

- White
- 2-sided
- ¾" x 36 yards

Order Number
85-1253

Tape Remover

- 16 oz.

Order Number
32-1812

CORDS

NOTE: All dimensions in inches

Heavy Duty Service Cords

Max Amps	Max Volts	Gauge	Temp. Rating	Length	Order Number
Type SJO Cords — 3 Copper Conductors/Oil Resistant Jacket (Hard Service)					
13	300	16	194° F/90° C	50 Ft.	**38-1289**
15	300	14	194° F/90° C	50 Ft.	**38-1290**
20	300	12	194° F/90° C	50 Ft.	**38-1291**
Type SO Cords — 3 Copper Conductors/Oil Resistant Jacket (Extra Hard Service)					
30	600	10	194° F/90° C	25 Ft.	**38-1292**
40	600	8	194° F/90° C	Cut to Length	**38-1293**

38-1289, 38-1290, 38-1291, 38-1292, 38-1293

Power Cord Sets

Max Amps	Max Volts	Wire Type	NEMA No.	Length	Order Number
Heavy Duty Appliance Cord Sets with Sure Grip Molded Plugs/Oil Resistant					
10	125	18/3	5-15P	8 Ft.	**38-1301**
13	125	16/3	5-15P	8 Ft.	**38-1302**
15	125	14/3	5-15P	8 Ft.	**38-1303**
15	125	14/3	5-15P	8 Ft.	**38-1305***
15	125	12/3	5-15P	8 Ft.	**38-1304**
20	125	12/3	5-20P	8 Ft.	**38-1306**
20	250	12/3	6-20P	8 Ft.	**38-1307**

*__38-1305__ has an angle plug

38-1301, 38-1302, 38-1303, 38-1304, 38-1306, 38-1307

38-1305

Straight Plug Cords
(All 3-Wire)

6 Ft.

Amps	Gauge	Order Number
13	16	**38-1543**
15	14	**38-1547**

10 Ft.

13	16	**38-1548**
15	14	**38-1549**

6 Ft. & 10 Ft. — ROUND
120V Cords

38-1543, 38-1547, 38-1548, 38-1549

Hard Service Power Cord Sets

Type	Max Volts	Max Amps	NEMA No.	Length	Order Number
Angle Plug/3 Wire Range - Dryer Cords					
Range	125/250	50	10-50P	6 Ft.	**38-1266**
Dryer	125/250	30	10-50P	6 Ft.	**38-1267**

38-1266

38-1267

Angle Plug Cords — All 3-Wire (6 Ft. & 10 Ft. Round)

- Angle plugs save space.
- UL listed.
- Specially designed for commercial food service equipment
- Simplicity of installation.

6 Ft.

Amps	Gauge	Order Number
15	14	**38-1544**

10 Ft.

Amps	Gauge	Order Number
15	14	**38-1552**

38-1544, 38-1552

The above cords are designed for single phase operation. Maximum operating temperature is 194˚ F (90˚C).

PLUGS, RECEPTACLES, & CONNECTORS

NOTE: All dimensions in inches

PLUGS

Eagle (Cooper Wiring Devices) Vinyl Armored Plugs & Connector

- Armored housing automatically grounded
- Solid brass plug blades
- Terminal screw clamps designed to contain wire and prevent binding
- 2 Pole, 3 Wire grounding devices

Description	Amps/Volts	NEMA No.	Order Number
PLUG	15/125	5-15P	**38-1539**
PLUG	15/125	5-15P	**38-1314**
CONNECTOR	15/125	5-15R	**38-1315**
PLUG	15/250	6-15P	**38-1316**
PLUG	20/125	5-20P	**38-1317**
PLUG	20/250	6-20P	**38-1318**

38-1539

38-1314

38-1315

38-1316

38-1317

38-1318

Arrow Hart (Cooper Wiring Devices) Safety Grip Cord Caps — Straight Blade Devices

- Heavy duty
- Back wired
- Dead front construction
- 2 Pole, 3 Wire grounding devices

Description	Arrow Hart Cat. No.	Amps/Volts	NEMA No.	Order Number
PLUG	6266	15/125	5-15P	**38-1268**
ANGLE PLUG	6265	15/125	5-15P	**38-1269**
CONNECTOR	6269	15/125	5-15R	**38-1298**
PLUG	6766	20/125	5-20P	**38-1270**
PLUG	6666	15/250	6-15P	**38-1271**
PLUG	6666	20/250	6-20P	**38-1272**
PLUG — Twist & Lock	Hubbell	15/250	L6-15P	**38-1522***

*Plug made by Hubbell

38-1268

38-1269

38-1298

38-1270

38-1271

38-1272

38-1522

Arrow Hart (Cooper Wiring Devices) Safety Grip Cord Caps Hart-Lock Locking Devices

- Heavy duty
- Back wired
- Dead front construction
- 2 Pole, 3 Wire grounding devices

Description	Arrow Hart Cat. No.	Amps/Volts	NEMA No.	Order Number
PLUG	4721	15/125	L5-15P	**38-1283**
CONNECTOR	4731	15/125	L5-15R	**38-1284**
ANGLE CONNECTOR	4731A	15/125	L5-15R	**38-1370**
PLUG	6202	20/125	L5-20P	**38-1285**
CONNECTOR	6204	20/125	L5-20R	**38-1286**
PLUG	6212	20/250	L6-20P	**38-1287**
CONNECTOR	6214	20/250	L6-20R	**38-1288**

38-1283

38-1284

38-1370

38-1285

38-1286

38-1287

38-1288

PLUGS (CONT.)

Arrow Hart (Cooper Wiring Devices) Heavy Equipment Angled Cord Caps Angled Plug, Straight Blade Devices

- Heavy duty
- Back wired
- Dead front construction
- Allows 4-way plug positioning

Description	Arrow Hart Cat. No.	Amps/Volts	NEMA No.	Order Number
2 Pole, 3 Wire Grounding Devices				
SINGLE PHASE	5701AN	30/250	6-30P	**38-1273**
SINGLE PHASE	5710AN	50/250	6-50P	**38-1274**
3 Pole, 4 Wire Grounding Devices				
THREE PHASE	8452AN	50/250	15-50P	**38-1275**
THREE PHASE	8462AN	60/250	15-60P	**38-1276**

38-1273

38-1274

38-1275

38-1276

RECEPTACLES

Arrow Hart (Cooper Wiring Devices) Straight Blade Receptacles

- Heavy duty nylon construction
- High impact resistance

Description	Arrow Hart Cat. No.	Amps/Volts	NEMA No.	Order Number
2 Pole, 3 Wire Grounding Receptacles				
DUPLEX OUTLET	5352	20/125	5-20R	**38-1277**
SINGLE OUTLET	5700N	30/250	6-30R	**38-1280**
3 Pole, 4 Wire, 3 Phase Grounding Receptacles				
SINGLE OUTLET	8450N	50/250	15-50R	**38-1281**
SINGLE OUTLET	8460N	60/250	15-60R	**38-1282**

38-1277

38-1280

38-1281

38-1282

Description	Volts	Amps	Mfg.	Order Number
3 Prong Twist & Lock — Male	250	15	Hubbell	**38-1523**
3 Prong, Left Blade Flat w/Ground on Bottom — Male	250	20	Leviton	**38-1532**

38-1523

38-1532

Description	Volts	Amps	Mfg.	Order Number
Flanged Twist Lock Male Plug Twist to Lock, 3 Curved Prongs	125	15	Hubbell	**38-1331**
Twist to Lock Female Recepticle 3 Curved Slots	125	15	Cooper	**38-1284**
Flanged 3 Prong Male Plug 2 Straight Blades, 1 Round Ground	125	15	Hubbell	**38-1330**

38-1331

38-1284

38-1330

CABLE TIES

Nylon Cable Ties

Description	Order Number
1¼" Max Bundle, 5¾" Long, Package of 100	**85-1300**
1¾" Max Bundle, 7½" Long, Package of 100	**85-1073**
3" Max Bundle, 11" Long, Package of 100	**85-1074**

85-1300, 85-1073, 85-1074

Have a Question?

1-800-332-2500

(USA & Canada)

EXACT FREIGHT COSTS UP-FRONT

NO MORE GUESSING.

AllPoints provides EXACT freight costs up-front allowing you to select the shipping option that best fits your needs and budget.

Call Today
800-332-2500

HIGH TEMPERATURE WIRE

NOTE: All dimensions in inches

Description/Type Sold in 50 Foot Spools	Specifications	Gauge	Order Number
Silicone Rubber Insulated Wire/Fiberglass Braided, Tin Plated Copper			
STRANDED — SF2	Rated at 392° F/600V/Black	8	**38-1308**
STRANDED — SF2	Rated at 392° F/600V/Black	10	**38-1309**
STRANDED — SF2	Rated at 392° F/600V/White	12	**38-1310**
STRANDED — SF2	Rated at 392° F/600V/Black	12	**38-1311**
STRANDED — SF2	Rated at 392° F/600V/White	14	**38-1312**
STRANDED — SF2	Rated at 392° F/600V/Black	14	**38-1313**
STRANDED — SF2	Rated at 392° F/600V/White	16	**38-1348**
Thin Wall (PTFE), Nickel Coated Copper			
STRANDED — PTFE	Rated at 482° F/300V/Black	14	**38-1327**
STRANDED — PTFE	Rated at 482° F/300V/Black	16	**38-1328**
STRANDED — PTFE	Rated at 482° F/300V/Black	18	**38-1329**
Silicone Rubber & Glass Braid Insulation, Nickel Coated Copper			
STRANDED — SRGN	Rated at 482° F/600V/White	10	**38-1294**
STRANDED — SRGN	Rated at 482° F/600V/White	12	**38-1264**
STRANDED — SRGN	Rated at 482° F/600V/White	14	**38-1265**
Glass Reinforced Mica Tapes & Silicone Glass Insulation, Nickel Coated Copper			
STRANDED — MG	Rated at 842° F/600V/Tan	10	**38-1295**
STRANDED — MG	Rated at 842° F/600V/Tan	12	**38-1296**
STRANDED — MG	Rated at 842° F/600V/Tan	14	**38-1297**
STRANDED — MG	Rated at 842° F/600V/Tan	16	**38-1361**

Spooled for Truck and/or Shop Inventory Convenience

Description/Type Sold in 250 Foot Spools	Specifications	Gauge	Order Number
Silicone Rubber Insulated Wire/Fiberglass Braided, Tin Plated Copper			
STRANDED — SF2	Rated at 392° F/600V/White	10	**38-1360**
STRANDED — SF2	Rated at 392° F/600V/White	12	**38-1344**
STRANDED — SF2	Rated at 392° F/600V/White	14	**38-1345**
Silcone Rubber & Glass Braid Insulation, Nickel Coated Copper			
STRANDED — SRGN	Rated at 482° F/600V/White	12	**38-1346**
STRANDED — SRGN	Rated at 482° F/600V/White	14	**38-1347**
Glass Reinforced Mica Tapes & Silicone Glass Insulation, Nickel Coated Copper			
STRANDED — MG	Rated at 842° F/600V/Tan	10	**38-1357**
STRANDED — MG	Rated at 842° F/600V/Tan	12	**38-1358**
STRANDED — MG	Rated at 842° F/600V/Tan	14	**38-1359**

Looking for **Cooking Equipment Parts?**
See Our **HOT SIDE Catalog**.

HARDWARE

NOTE: All dimensions in inches

TERMINALS

High Temperature Terminals & Connectors

- High quality cold rolled steel
- Butted seams
- Nickel plated
- Provides reliable circuitry in temperatures up to 900° F

Termination Description	Wire Size	Order Number
Ring Terminals (Box of 100)		
#6 STUD	14-16	**85-1003**
#8 STUD	14-16	**85-1080**
#10 STUD	14-16	**85-1004**
1/4" STUD	14-16	**85-1005**
#6 STUD	10-12	**85-1006**
#10 STUD	10-12	**85-1007**
¼" STUD	10-12	**85-1008**
Spade Terminals (Box of 100)		
#8 STUD	14-16	**85-1084**
#10 STUD	14-16	**85-1009**
#10 STUD	10-12	**85-1010**
Butt Connectors (Box of 100)		
BUTT	14-16	**85-1015**
BUTT	10-12	**85-1016**
Female Disconnects (Box of 100)		
7/64" TAB	18-22	**85-1079**
3/16" TAB	14-16	**85-1011**
3/16" 90° TAB	14-16	**85-1086**
¼" TAB	14-16	**85-1012**
¼" 90° TAB	14-16	**85-1087**
¼" TAB	10-12	**85-1013**
¼" 90° TAB	10-12	**85-1062**
Male Disconnects (Box of 100)		
⅛" TAB	18-22	**85-1083**
¼" TAB	14-16	**85-1014**

85-1003, 85-1004, 85-1005, 85-1006, 85-1008

85-1080

85-1007

85-1084

Insulated Terminals & Connectors

- High grade copper
- Annealed and Electro-Tin plated for corrosion resistance
- Heavy duty vinyl insulation
- Funneled end for easy wire entry

Termination Description	Insulation Color Code	Wire Size	Order Number
Ring Terminals (Box of 100)			
#10 STUD	RED	18-22	**85-1017**
#6 STUD	BLUE	14-16	**85-1018**
#10 STUD	BLUE	14-16	**85-1019**
1/4" STUD	BLUE	14-16	**85-1020**
#6 STUD	YELLOW	10-12	**85-1021**
#10 STUD	YELLOW	10-12	**85-1022**
¼" STUD	YELLOW	10-12	**85-1023**
Spade Terminals (Box of 100)			
#6 STUD	RED	18-22	**85-1024**
#6 STUD	BLUE	14-16	**85-1025**
#10 STUD	BLUE	14-16	**85-1026**
#10 STUD	YELLOW	10-12	**85-1027**
Connectors (Box of 100)			
CLOSED END	CLEAR	10-18	**85-1028**
BUTT	RED	18-22	**85-1029**
BUTT	BLUE	14-16	**85-1030**
BUTT	YELLOW	10-12	**85-1031**
Female Disconnects (Box of 100)			
¼" TAB	BLUE	14-16	**85-1032**
¼" TAB	YELLOW	10-12	**85-1061**
Female Disconnects Fully Insulated (Pack of 10)			
¼" TAB	RED	22-18	**85-1066**
¼" TAB	BLUE	16-14	**85-1067**
Male Disconnects (Box of 100)			
¼" TAB	BLUE	14-16	**85-1033**
Male Disconnects Fully Insulated (Pack of 10)			
¼" TAB	RED	22-18	**85-1068**
¼" TAB	BLUE	16-14	**85-1069**

85-1009

85-1010

85-1015

85-1016

85-1079

85-1011

85-1086

85-1012

85-1087

85-1013

85-1083

85-1014

85-1017, 85-1018, 85-1019, 85-1020, 85-1021, 85-1022, 85-1023

85-1024, 85-1025, 85-1026, 85-1027

85-1028

85-1029, 85-1030, 85-1031

85-1032, 85-1061

85-1066, 85-1067

85-1033

85-1068, 85-1069

HARDWARE (CONT.)

NOTE: All dimensions in inches

CONNECTORS

Electrical Connectors

Description	Style	Package Qty.	Order Number
Solderless Terminal Adaptors			
One ¼" Tab x two ¼" Male Tabs	Chair	10 Pcs.	**85-1046**
One ¼" Tab x two ¼" Male Tabs	Piggy Back	10 Pcs.	**85-1047**
#10 Stud x ¼" Male Tab	Screw to Tab	10 Pcs.	**85-1048**
#8 Screw x ¼" Female Tab	Tab to Screw	10 Pcs.	**85-1049**
Wing Type Thermoplastic Wire Connectors			
Min. two #18 GA. wires Max: three #12 GA. wires	Small/Yellow	100 Pcs.	**85-1050**
Min. two #16 GA. wires Max: five #12 GA wires	Medium/Red	100 Pcs.	**85-1051**
High Temperature Porcelain Wire Connectors			
For two or three #16 GA. wires	Small	25 Pcs.	**85-1037**
For two or three #16 GA. wires	Small	100 Pcs.	**85-1036**
For two #14 GA. wires	Medium	25 Pcs.	**85-1039**
For two #14 GA. wires	Medium	100 Pcs	**85-1038**
For two #12 GA. wires	Large	25 Pcs.	**85-1085**
For three #12 GA. wires	Extra Large	10 Pcs.	**85-1052**
Split Bolt Connectors			
#8 Wire Split Bolt Connector	Small	1 Each	**85-1057**
#6 Wire Split Bolt Connector	Medium	1 Each	**85-1059**
#4 Wire Split Bolt Connector	Large	1 Each	**85-1058**
Set Screw Connectors			
For two #14 GA. wires	Small	1 Each	**85-1076**
For two #12 GA. wires	Medium	1 Each	**85-1077**
For four #12 GA. wires	Large	1 Each	**85-1078**

85-1046

85-1047

85-1048

85-1049

85-1050, 85-1051

85-1037

85-1036, 85-1038

85-1039

85-1085

85-1052

85-1057, 85-1058, 85-1059

85-1076, 85-1077, 85-1078

Wire Nuts — Plastic

Designed for all electrical applications at maximum of 221°F with maximum voltage of 600V.

Number of Wires	Wire Gauge	Color	Qty/Pkg	Order Number
1 to 2	14	Orange	100	**28-1663**
1 to 3	18			
2 to 4	16			
2	10	Yellow	100	**28-1678**
2 to 3	14			
3 to 5	16			
4 to 6	18			
2 to 3	10	Red	100	**28-1642**
2 to 4	12			
3	22 & 16	Blue	100	**28-1633**

28-1663

28-1678

28-1642

28-1633

Solderless Terminal & Connector Service Kit

Item/Description	Order Number
SERVICE KIT — Contains 500 assorted terminals & connectors, metal box & crimping/cutting tool	**85-1034**
METAL BOX — Rigid metal box, heavy duty wire clasp with steel handle. Measures: 2" x 9¼" x 13⅜".	**85-1035**

85-1034

85-1035

HARDWARE (CONT.)

Ribbed Plastic Anchors

Description	Order Number
For Use with #6-#8 Screws	**85-1088**
For Use with #10-#12 Screws	**85-1089**

Sold in boxes of 100.

Stainless Steel Round Head Machine Screws

Size	Order Number
6-32 x ½"	**26-1043**
6-32 x ¾"	**26-1044**
6-32 x 1"	**26-1045**
8-32 x ½"	**26-1046**
8-32 x ¾"	**26-1047**
8-32 x 1"	**26-1048**
10-24 x ½"	**26-1049**
10-24 x ¾"	**26-1050**
10-24 x 1"	**26-1051**
10-32 x ½"	**26-1052**
10-32 x ¾"	**26-1053**
10-32 x 1"	**26-1054**
10-32 x 1½"	**26-1055**
¼"-20 x ¾"	**26-1056**
¼"-20 x 1"	**26-1057**

Sold in boxes of 100.

Stainless Steel Truss Head Sheet Metal Screws

Size	Order Number
6 x ½"	**26-1487**
6 x ¾"	**26-1488**
6 x 1"	**26-1489**
8 x ½"	**26-1490**
8 x ¾"	**26-1491**
8 x 1"	**26-1492**
10 x ½"	**26-1493**
10 x ¾"	**26-1494**
10 x 1"	**26-1495**

Sold in boxes of 100.

Stainless Steel Truss Head Machine Screws

Size	Order Number
6-32 x ½"	**26-1474**
6-32 x ¾"	**26-1475**
6-32 x 1"	**26-1476**
8-32 x ½"	**26-1477**
8-32 x ¾"	**26-1478**
8-32 x 1"	**26-1479**
10-24 x ½"	**26-1480**
10-24 x ¾"	**26-1481**
10-24 x 1"	**26-1482**
10-32 x ½"	**26-1483**
10-32 x ¾"	**26-1484**
10-32 x 1"	**26-1485**
¼"-20 x 1"	**26-1486**

Sold in boxes of 100.

Stainless Steel Pan Head Sheet Metal Screws

Size	Order Number
6 x ¾"	**26-1072**
8 x ½"	**26-1073**
8 x ¾"	**26-1074**
10 x ¾"	**26-1075**

Sold in boxes of 100.

Stainless Steel Hex Nuts

Size	Order Number
6-32	**26-1065**
8-32	**26-1066**
10-24	**26-1067**
10-32	**26-1068**
¼"-20	**26-1069**
5/16"-18	**26-1070**
⅜"-16	**26-1071**

Sold in boxes of 100.

HARDWARE (CONT.)

FASTENERS

Stainless Steel Hex Head Cap Screws

Size	Order Number
10-32 x 3/4"	**26-1058**
1/4"-20 x 3/4"	**26-1059**
1/4"-20 x 1"	**26-1060**
1/4"-20 x 1 1/2"	**26-1061**
5/16"-18 x 3/4"	**26-1062**
5/16"-18 x 1"	**26-1063**
5/16"-18 x 1 1/2"	**26-1064**

Sold in boxes of 100.

Stainless Steel Flat Washers

Size	Order Number
8	**26-1154**
10	**26-1155**
1/4"	**26-1156**
5/16"	**26-1157**
3/8"	**26-1158**

Sold in boxes of 100.

Stainless Steel Lock Washers

Size	Order Number
6	**26-1159**
8	**26-1160**
10	**26-1161**
1/4"	**26-1162**
5/16"	**26-1163**
3/8"	**26-1164**

Sold in boxes of 100.

Heater Element Screws

Description	Size	Order Number
Philips S/S	6-32 x 1/4"	**26-2989**
Philips S/S	8-32 x 1/4"	**26-2899**
Philips/Slot	10-32 x 1/4"	**26-2345**

Sold each.

Thermostat and Switch Screw (10 Pk.)

Description	Size	Order Number
Philips Brass	8-32 x 1/4"	**26-3855**

PART TRAYS

Molded Plastic

W" x H" x L"	Color	Order Number
4 x 4 x 12	Gray	**85-1212**
6 x 4 x 12	Gray	**85-1204**
10 x 4 x 12	Gray	**85-1198**

85-1212, 85-1204, 85-1198

Sturdy Corrugated Cartons

W" x H" x L"	Order Number
2 x 4 1/2 x 11 1/2	**85-1196**
3 x 4 1/2 x 11 1/2	**85-1192**
4 x 4 1/2 x 11 1/2	**85-1200**
6 x 4 1/2 x 11 1/2	**85-1214**
10 x 4 1/2 x 11 1/2	**85-1207**
16 x 4 1/2 x 11 1/2	**85-1209**

85-1196, 85-1192, 85-1200, 85-1214,85-1207, 85-1209

Compartment Cases

Number of Compartments	Size	Material	Order Number
18	8 1/2" x 4 1/2" x 1 3/8"	Clear Plastic	**85-1081**
18	10 1/2" x 6 3/16" x 1 9/16"	Clear Plastic	**85-1082**
21	13 3/8" x 9 1/4" x 2"	Metal	**85-1035**

85-1081

85-1082

85-1035

HARDWARE (CONT.)

SERVICE KITS

Cotter Pins

- Strong and flexible steel pin with one prong extended for easy insertion and bending

Contents:
750 Pieces (Zinc Plated)

320	1/16" x 1"
95	1/8" x 1 1/4"
60	1/8" x 2"
150	3/32" x 1"
90	3/32" x 1 3/4"
35	5/32" x 2 1/2"

Order Number
85-1040

E-Clips

- Made of carbon steel to retain positive retention of pulleys, sprockets, springs and bearings on shafts and rods

Contents:
300 Pieces

30	1/8"	35	3/8"
20	5/32"	25	7/16"
40	3/16"	30	1/2"
20	7/32"	15	5/8"
40	1/4"	10	3/4"
30	5/16"	5	7/8"

Order Number
85-1041

Woodruff Keys

- Precise, carbon steel keys used for pulleys and drive shaft applications

Order Number
85-1042

Contents:
250 Pieces

10	1/16" x 3/8"	20	1/8" x 3/4"
20	3/32" x 3/8"	10	5/32" x 3/4"
10	1/8" x 3/8"	20	3/16" x 3/4"
10	1/16" x 1/2"	5	3/16" x 5/8"
20	3/32" x 1/2"	5	5/32" x 7/8"
20	1/8" x 1/2"	5	3/16" x 7/8"
10	3/32" x 5/8"	5	7/32" x 7/8"
30	1/8" x 5/8"	5	1/4" x 7/8"
40	5/32" x 5/8"	5	1/4" x 3/4"

Snap Rings

- Carbon spring steel snap rings to retain pulleys, gears or wheels on shafts

Order Number
85-1043

Contents:
300 Pieces

25	1/4"	15	7/8"	3	1 7/16"
25	5/16"	20	1"	1	2 7/8"
25	3/8"	16	1 1/4"	2	2 1/4"
25	7/16"	5	1 3/16"	2	2 1/2"
30	1/2"	3	1 5/8"	5	1 3/8"
25	9/16"	1	2 3/4"	3	1 3/4"
25	5/8"	2	2"	2	1 7/8"
25	3/4"	1	2 5/8"	1	3"
10	13/16"	3	1 1/2"		

HARDWARE (CONT.)

SERVICE KITS (CONT.)

Machine Keys

- Zinc plated steel, square keys have chamfered ends for easy insertion into keyways

Contents:
70 Pieces

20	1/8" x 1/8" x 1 1/2"
12	3/16" x 3/16" x 1 1/2"
12	3/16" x 1/4" x 1 1/2"
10	1/4" x 1/4" x 1 1/2"
8	5/16" x 5/16" x 1 1/2"
8	3/8" x 3/8" x 1 1/2"

Order Number
85-1044

Machine Keys for Pulleys, Drive Shafts and Gears

Size	Order Number
1/8" x 1/8" x 9/16"	**26-2846**
1/8" x 1/8" x 1 1/8"	**26-2855**
1/8" x 1/8" x 1 1/4"	**26-2851**
1/8" x 1/8" x 2 1/2"	**26-2838**
3/16" x 3/16" x 1"	**26-2737**
9/32" x 9/32" x 1"	**26-2831**

Sold each

Steel Roll Pins

- Made of flexible zinc plated, cold rolled, hardened and tempered, chamfered ends simplify insertion.
- Each size available in 4 lengths.

Order Number
85-1045

Contents:
300 Pieces

40	1/16"
40	5/64"
40	3/32"
38	1/8"
28	5/32"
28	3/16"
28	7/32"
28	1/4"
20	5/16"
12	3/8"

Solderless Terminal & Connector Service Kit

Item/Description	Order Number
SERVICE KIT — Contains 500 assorted terminals & connectors, metal box & crimping/cutting tool	**85-1034**
METAL BOX — Rigid metal box, heavy duty wire clasp with steel handle. Measures: 2" x 9 1/4" x 13 3/8".	**85-1035**

85-1034

85-1035

SAFETY

Contractor Kneepads

- Made with superior Nitrogen injected copolymer padding
- Flame laminated inner sponge for added comfort
- CoolMax* liner wicks away moisture leaving the user cool and dry
- Uniquely designed cover – bends with the knee
- Flat kneeling surface creates stability while kneeling and eliminates strain on the lower back
- Cover removes from the padding for easy cleaning

Order Number
72-1658
(Pair)

Tradesman Kneepads

- Made with superior Nitrogen injected copolymer padding
- Flame laminated inner sponge for added comfort
- CoolMax* liner wicks away moisture leaving the user cool and dry
- Extended to protect the upper part of the shin as well as the knee
- Additional upper strap eliminates debris from entering the top of the kneepad

Order Number
72-1659
(Pair)

Kneeler Cushion

- 14½" x 8" x ¾"
- Built with top quality NitroFoam for added durability and comfort
- Extra strong tear-resistant padding

Order Number
72-1660



Pro Workmat

- Large 1" x 8" x 24" with beveled edges
- Built with extremely durable NBR foam rubber for day in and day out use
- Great for those that do not want to strap a kneepad on

Order Number
72-1661

1-2 Day Ground Shipping to Most of the U.S.

AllPoints Foodservice Parts & Supplies

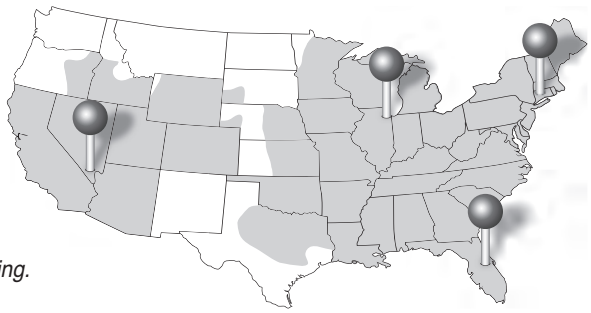

Overnight Air Shipping Available.
We offer the latest cut-off in the industry for same day shipping.

GENERAL USE

PAGE

Beer Tap Accessories 259
- Beer Tap Faucet
- Drip Trays, Stainless Steel
- Tap Lock

Casters
- Accessories 234
- Plate Mounted 234, 237-239
- Stem & Plate Mounted....234
- Stem 234, 236, 239
- Wheels....235

Evaporators
- Condensate Evaporators 250
- Evaporators Pans, Commercial Duty....250
- Replacement Parts (Elements, Floats, & Switches)....251

Fans (Blades, Motors and Accessories)
- Blower Fan Assembly 248
- Blower Wheels, Plastic 245
- Fan Blades....245, 248
- Fan Guards....245
- Impeller, Plastic....246
- Motors....246-248
- Motor Kits 246-247
- Pressure Relief Port, Heated....246

Freezer Cover, Lids, and Collars 260

Glides & Levelers....243-244

Heaters 252
- Cal Rod Heaters, Tubular
- Door Heaters
- Drain Heaters
- Flexible Braided Aluminum Drain Heater
- Foil Heaters with Adhesive Backing

Heater Wire 253

Heater Wire Channel and Snap-On Cover 253

Ice Totes & Scoops 255

Legs, Equipment and Appliance 240-242

Light Bulbs, Saf-T-Cote® Coated 254

Pans & Lids....262

Server Products
- Condiment Pumps, Servers & Accessories....258
- Cookers, Warmers & Accessories 257

Sklip Rack System 261

Strip Curtains & Replacement Parts – *Kason*....256

Swing Doors, Thermaflex® Vinyl – *Kason*....256

Switches, Push Button Light & Fan 249

Search our Entire Inventory at www.AllPointsFPS.com

Call for your password today.

USA & CANADA:	ONLINE:	INTERNATIONAL:
800-332-2500 *Phone*	www.AllPointsFPS.com	+1-860-738-7112 *Phone*
800-227-1511 *Fax*	*custserv@*AllPointsFPS.*com*	+1-860-201-1119 *Fax*

CASTERS

Caster Accessories

- Wheel placement system specific to commercial cooking equipment
- Installed below the rear casters of equipment to keep in proper position under exhaust hood
- 9¾" x 4½" x 1"
- Use with wheel width up to 1⅞"

(Set of Two)

Order Number
28-1284

Trailing End Brake

Description	Order Number
For 3" Wheel	**26-2932**
For 4" Wheel	**26-2933**
For 5" Wheel	**26-2934**

26-2932, 26-2933, 26-2934

Casters Stem & Plate Mounted

Adjustable Caster For 6" Leg Replacement

Description	Order # w/o Brake	Order # w/Brake
6" to 6½" Adjustable, 3" Wheel, 2⅝" Mounting Centers on Plate 250 Lbs. Load Capacity per Caster	**26-3112**	**26-3113**

26-3112

26-3113

475° F Phenolic High Temperature Caster

Description	Order # w/o Brake	Order # w/Brake
5½" Load Height Caster 1¾" to 2½" x 3" to 3⅜" Ctrs.	**26-2926**	**26-3375**
4 x 1½" Wheel Only, ⅜" Hole with Bushing	**28-1288**	—

26-2926

28-1288

26-3375

Stem Caster with 5" Wheel For 1" OD Tubing

Description	Order # w/o Brake	Order # w/Brake
For Metro Shelving Grey Polyurethane Wheel	**26-2920**	**26-2921**
For Metro Shelving Black Rubber Wheel	**26-2922**	**26-2923**
For Amco Shelving Black Rubber Wheel	**26-3252**	**26-3254**

26-2920

26-2921

26-2922

26-2923

26-3252

26-3254

CASTERS (CONT.)

CASTER WHEELS

Standard Duty Black 5/16" Bore Soft Rubber Wheel with Delrin Bearing

Wheel Size	Load Cap	Hub Width	Order Number
3" x 1"	100 Lbs.	1⅛"	**28-1301**
4" x 1"	115 Lbs.	1⅛"	**28-1302**
5" x 1"	125 Lbs.	1⅛"	**28-1303**

28-1301

28-1302

28-1303

Standard Duty Grey 5/16" Bore Rubber Wheel with Plain Bearing

Wheel Size	Load Cap	Hub Width	Order Number
3" x 1"	100 Lbs.	1¼"	**28-1304**
4" x 1"	115 Lbs.	1¼"	**28-1305**
5" x 1"	125 Lbs.	1¼"	**28-1306**

28-1304

28-1305

28-1306

Standard Duty Grey 5/16" Bore Polyurethane Wheel with Delrin Bearing

Wheel Size	Load Cap	Hub Width	Order Number
4" x 1"	150 Lbs.	1¼"	**28-1307**
5" x 1"	160 Lbs.	1¼"	**28-1308**

28-1307

28-1308

Medium Duty Grey ½" Bore with ⅜" Axle Rubber Wheel with Delrin Bearing

Wheel Size	Load Cap	Hub Width	Order Number
3" x 1¼"	200 Lbs.	1½"	**28-1309**
4" x 1¼"	275 Lbs.	1½"	**28-1310**
5" x 1¼"	300 Lbs.	1½"	**28-1311**

28-1309

28-1310

28-1311

Medium Duty Grey ⅜" Bore Polyurethane Wheel with Ball Bearing

Wheel Size	Load Cap	Hub Width	Order Number
3" x 1¼"	250 Lbs.	1⅝"	**28-1312**
5" x 1¼"	300 Lbs.	1⅝"	**28-1313**

28-1312

28-1313

If the casters you need aren't listed here, CALL US!

CASTERS (CONT.)

CASTERS — STEM MOUNTED

Standard Duty Swivel Stem Casters

Application	Wheel Size	Wheel Type	Load Height	Load Cap Per Wheel	Order # w/o Brake	Order # w/Brake
1" OD Tubing	4" x 1"	Solid Rubber	4 5/16"	115 Lbs.	**26-2382**	—
1" OD Tubing	5" x 1"	Solid Rubber	5 5/16"	125 Lbs.	**26-2383**	—
1 1/2" OD Tubing	4" x 1"	Solid Rubber	4 5/16"	115 Lbs.	**26-2384***	**26-2385***
1 1/2" OD Tubing	5" x 1"	Solid Rubber	5 5/16"	125 Lbs.	**26-2386***	**26-2387***
1 5/8" OD Tubing	4" x 1"	Solid Rubber	4 5/16"	115 Lbs.	**26-2388**	**26-2389**
1 5/8" OD Tubing	5" x 1"	Solid Rubber	5 5/16"	125 Lbs.	**26-2390**	**26-2391**
1 5/8" OD Tubing	4" x 1"	Polyurethane Tire	4 5/16"	150 Lbs.	**26-2392**	**26-2393**
1 5/8" OD Tubing	5" x 1"	Polyurethane Tire	5 5/16"	160 Lbs.	**26-2394**	**26-2395**

*Also fits 1¼" Pipe.

Grey Solid Rubber Wheel
No Brake

Grey Solid Rubber Wheel
with Brake

Grey Polyurethane Tire
No Brake

Grey Polyurethane Tire
with Brake

Medium Duty Swivel Stem Casters

Application	Wheel Size	Wheel Type	Load Height	Load Cap Per Wheel	Order # w/o Brake	Order # w/Brake
1" OD Tubing	3" x 1¼"	Grey Rubber	4¼"	200 Lbs.	**26-2396**	**26-2397**
1" OD Tubing	4" x 1¼"	Grey Rubber	5¼"	240 Lbs.	**26-3373**	**26-3378**
1" OD Tubing	5" x 1¼"	Grey Rubber	6¼"	300 Lbs.	**26-2398**	**26-2399**
1 3/16" OD Tubing	4" x 1¼"	Grey Rubber	5¼"	250 Lbs.	**26-3372**	**26-3313**
1 3/16" OD Tubing	5" x 1¼"	Grey Rubber	6¼"	300 Lbs.	**26-3408**	**26-3411**
1 1/2" OD Tubing	3" x 1¼"	Grey Rubber	4¼"	200 Lbs.	**26-2400***	**26-2401***
1 1/2" OD Tubing	5" x 1¼"	Grey Rubber	6¼"	300 Lbs.	**26-2402***	**26-2403***
1 5/8" OD Tubing	3" x 1¼"	Grey Rubber	4¼"	200 Lbs.	**26-2404**	**26-2405**
1 5/8" OD Tubing	4" x 1¼"	Grey Rubber	5¼"	250 Lbs.	**26-3371**	**26-3364**
1 5/8" OD Tubing	5" x 1¼"	Grey Rubber	6¼"	300 Lbs.	**26-2406**	**26-2407**
1 5/8" OD Tubing	3" x 1¼"	Polyurethane Tire	4¼"	250 Lbs.	**26-2408**	**26-2409**
1 5/8" OD Tubing	5" x 1¼"	Polyurethane Tire	6¼"	300 Lbs.	**26-2410**	**26-2411**

*Also fits 1¼" Pipe.

Grey Rubber Wheel
No Brake

Grey Rubber Wheel
with Brake

Grey Polyurethane Tire
No Brake

Grey Polyurethane Tire
with Brake

CASTERS (CONT.)

CASTERS — PLATE MOUNTED

Plate Caster

Description	Load Height	Wheel Size	Order # Swivel/Brake	Order # Rigid
Mount Plate Hole Centers 15⁄16" x 2⅛"	2⅝"	2"	**26-2380**	**26-2381**

26-2380

26-2381

Plate Caster

Description	Load Height	Wheel Size	Plate Size	Order Number
Mount Plate Hole Centers 13⁄16" x 1 9⁄16"	2 9⁄16"	2"	1¼" x 2⅛"	**26-2515**

26-2515

Standard Duty Swivel Plate Casters

Description	Wheel Size	Wheel Type	Load Height	Load Cap Per Wheel	Order # w/o Brake	Order # w/Brake
Mount Plate Size 1¾" x 3", Mount Plate Hole Centers 1" x 2¼"	3" x 1"	Solid Rubber	3 15⁄16"	100 Lbs.	**26-2362**	**26-2363**
Mount Plate Size 1¾" x 3", Mount Plate Hole Centers 1" x 2¼"	4" x 1"	Solid Rubber	4 15⁄16"	115 Lbs.	**26-2364**	**26-2365**
Mount Plate Size 1¾" x 3", Mount Plate Hole Centers 1" x 2¼"	5" x 1"	Solid Rubber	5 15⁄16"	125 Lbs.	**26-2366**	**26-2367**
Mount Plate Size 1¾" x 3", Mount Plate Hole Centers 1" x 2¼"	4" x 1"	Polyurethane Tire	4 15⁄16"	150 Lbs.	**26-2368**	**26-2369**
Mount Plate Size 1¾" x 3", Mount Plate Hole Centers 1" x 2¼"	5" x 1"	Polyurethane Tire	5 15⁄16"	160 Lbs.	**26-2370**	**26-2371**

Solid Rubber Wheel
No Brake

Solid Rubber Wheel
with Brake

Polyurethane Tire
No Brake

Polyurethane Tire
with Brake

CASTERS (CONT.)

CASTERS — PLATE MOUNTED

Medium Duty Swivel Plate Casters

Description	Wheel Size	Wheel Type	Load Height	Load Cap Per Wheel	Order # w/o Brake	Order # w/Brake
Mount Plate Size 2 3/8" x 3 5/8", Mount Plate Hole Centers 1 3/4" x 3"	3" x 1 1/4"	Grey Rubber	4"	200 Lbs.	**26-2372**	**26-2373**
Mount Plate Size 2 3/8" x 3 5/8", Mount Plate Hole Centers 1 3/4" x 3"	4" x 1 1/4"	Grey Rubber	5"	275 Lbs.	**26-2446**	**26-2447**
Mount Plate Size 2 3/8" x 3 5/8", Mount Plate Hole Centers 1 3/4" x 3"	5" x 1 1/4"	Grey Rubber	6"	300 Lbs.	**26-2374**	**26-2375**
Mount Plate Size 2 3/8" x 3 5/8", Mount Plate Hole Centers 1 3/4" x 3"	3" x 1 1/4"	Polyurethane Tire	4"	250 Lbs.	**26-2376**	**26-2377**
Mount Plate Size 2 3/8" x 3 5/8", Mount Plate Hole Centers 1 3/4" x 3"	5" x 1 1/4"	Polyurethane Tire	6"	300 Lbs.	**26-2378**	**26-2379**

Gray Soft Rubber Wheel
No Brake

Gray Soft Rubber Wheel
with Brake

Gray Polyurethane Tire
No Brake

Gray Polyurethane Tire
with Brake

General Duty Plate Casters

Dimensions A	B	C	D	E	F	Accepts Axle Bolt	Color	Max Load Capacity Per Wheel	Tread Width	Order Number w/o Brake	Order Number w/Brake	Rigid
2"	2 7/16"	2 9/16"	1 7/8"	15/16"	2 1/8"	1/4"	Black	125	15/16"	**26-3391**	**26-2380**	—
2 1/2"	3 1/4"	3 27/32"	2 3/4"	1 3/4"	3"	5/16"	Black	200	1 1/8"	**26-3336**	**26-3335**	**26-3337**
3"	3 13/16"	4 1/16"	3 1/8"	2 3/8"	3 7/16"	3/8"	Black	220	1 1/4"	**26-3332**	**26-3331**	**26-3333**
4"	5"	5"	4"	3"	4"	7/16"	Black	300	1 1/4"	**26-3329**	**26-3328**	—

No Brake

With Brake

Rigid

Dimension References

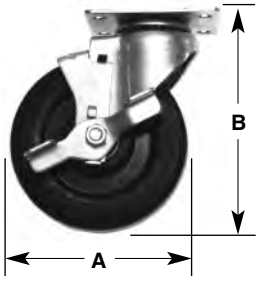

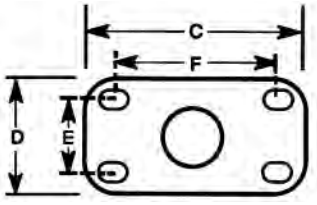

GENERAL USE 7

CASTERS (CONT.)

CASTERS — PLATE & STEM MOUNTED

Heavy Duty Swivel Plate Mount Caster

Description	Wheel Size	Load Cap Per Wheel	Order Number
Mount Plate Size 2¾" x 3¾", Mount Plate Hole Centers 1¾" x 3"	2" Dual	200 Lbs.	**26-2416**

26-2416

Heavy Duty Swivel Plate Mount Casters

Description	Wheel Size	Load Cap Per Wheel	Order # w/o Brake	Order # w/Brake
Mount Plate Size 3½" x 3½", Mount Plate Hole Centers 2⅝" x 2⅝"	5" x 1¼"	300 Lbs.	**26-2426**	**26-2427**
Mount Plate Size 4½" x 4", Mount Plate Hole Centers 3⅝" x 2¹³⁄₁₆"	5" x 2"	700 Lbs.	—	**26-4736**

Note: 26-2426 does not include brake shown in picture

Heavy Duty Swivel Plate Mount Casters

Description	Wheel Size	Load Cap Per Wheel	Order # w/o Brake	Order # w/Brake
Mount Plate Size 3¾" x 4½", Mount Plate Hole Centers 2¾" to 3⅛"	5" x 1¼"	300 Lbs.	**26-2428**	**26-2429**

26-2428

26-2429

Threaded Stem Casters

Wheel Size	Stem Size	Load Cap Per Wheel	Order # w/o Brake	Order # w/Brake
2" x ¾"	⅜"-16" x 1½"	75 Lbs.	**26-2412**	—
3" x 1"	⅜"-16" x 1"	100 Lbs.	**26-2413**	**26-2917**
3" x 1¼"	½"-13" x 1"	200 Lbs.	**26-2414**	**26-2421**
3" x 1½"	½"-13" x 1½"	220 Lbs.	**26-3277**	**26-3284**
4" x 1"	⅜"-16" x 1½"	115 Lbs.	**26-2415**	**26-2918**
4" x 1¼"	½"-13" x 1½"	275 Lbs.	**26-2418**	**26-2419**
4" x 1½"	½"-13" x 1½"	240 Lbs.	**26-3270**	**26-3271**
5" x 1"	7⁄16"-14" x 1½"	125 Lbs.	**26-2420**	**26-2919**
5" x 1¼"	½"-13" x 1½"	300 Lbs.	**26-2422**	**26-2423**
5" x 1½"	½"-13" x 1½"	260 Lbs.	**26-3267**	**26-3269**
4" x 1½"	⅝"-11" x 1½"	240 Lbs.	**26-3300**	**26-3306**
5" x 1¼"	⅝"-11" x 1½"	300 Lbs.	**26-2424**	**26-2425**
5" x 1¼"	⅝"-11" x ¾"	300 Lbs.	**26-2784**	**26-2785**

26-2412

26-2413

26-2917

26-2414

26-2421

26-3277

26-3284

26-2415

26-2918

26-2418

26-2419

26-3270

26-3271

26-2420

26-2919

26-2422

26-2423

26-3267

26-3269

26-3300

26-3306

26-2424

26-2425

26-2784

26-2785

EQUIPMENT & APPLIANCE LEGS

COUNTER EQUIPMENT LEGS

Material	Finish	Height	Foot	Adjustment	Stud Thread	Order Number
Plastic	Chrome	1"	Round	1/2"	1/4"-20	**28-1125**
Plastic	Black	1"	Round	1/2"	1/4"-20	**28-1180**
Plastic	Chrome	1"	Rubber Flange	1/2"	1/4"-20	**28-1181**
Plastic	Gray	2 1/2"	Hex	1"	3/8"-16	**28-1119**
Metal	Satin	2 1/2"	Flange	1"	3/8"-16	**26-2433**
Metal	Satin	4"	Flange	1 3/4"	1/4"-20	**26-1951**
Metal	Satin	4"	Hex	1 3/4"	5/16"-18	**26-1236**
Plastic	Black	4"	Flange	1 3/4"	3/8"-16	**28-1120**
Metal	Satin	4"	Flange	1 3/4"	3/8"-16	**26-2073**
Plastic	Chrome	4"	Flange	1 3/4"	3/8"-16	**28-1126**
Plastic	Gray	4"	Hex	1 3/4"	3/8"-16	**28-1588**
Plastic	Black	4"	Hex	1 3/4"	3/8"-16	**28-1137**
Metal	Satin	4"	Hex	1 3/4"	3/8"-16	**26-1473**
Metal	Satin	4"	Flange	1"	3/8"-16	**26-3257**
Plastic/Metal Foot	Black/Satin	4"	2" Flange	1 1/4"	3/8"-16	**26-3073**
Plastic	Black	6"	Hex	1 1/4"	1/2"-13	**28-1183**

26-2435 Thread Converter — converts 1/4"-20 leg stud to 3/8"-16 thread.

Order Number
26-2435

3/4"-10 Stud Equipment Legs

- 6" leg with 1 3/4" adjustment
- Hex foot
- 2000 lbs. capacity per leg
- 2" top elements

Description	Order Number
Stainless Steel	**26-3301**

26-3301

3 1/2" Plate Mount Equipment Legs

- 6" leg with 1 1/4" adjustment
- Hex foot
- Die cast metal
- 2000 lbs. capacity per leg
- 2 5/8" mounting hole centers

Description	Order Number
Black Epoxy	**26-2438**
Nickel	**26-2439**

26-2438

26-2439

3 1/2" Plate Mount Equipment Legs

- 4" & 6" leg with 1 3/4" adjustment
- Stainless steel
- Removable plate
- 2000 lbs. capacity per leg
- 2 5/8" mounting hole centers

Description	Order Number
6", Heavy Duty 1 5/8" OD	**26-2441**
4", Heavy Duty 1 5/8" OD	**26-3230**

26-2441

26-3230

1/2"-13 Stud Equipment Legs

- 6" leg with 1 1/4" adjustment
- Hex foot
- 2000 lbs. capacity per leg
- 2 3/8" top diameter

Description	Order Number
Gray Epoxy	**26-3314**
Nickel	**26-3286***
Black Epoxy	**26-2436**
Nickel	**26-2437**

***26-3286** has 5/8"-11 stud.

3 1/2" Plate Mount Equipment Legs

- 6" leg with 3" adjustment
- Stainless steel
- Non-marking black nylon toe
- 2000 lbs. capacity per leg
- 2 5/8" mounting hole centers

Description	Order Number
Heavy Duty 2" OD	**26-2440**
Without Black Nylon Toe	**26-3298**

Removable Mounting Plate

- Removable mounting plate
- 3 1/2" square
- 2 5/8" mounting hole centers
- 1/2"-13 center hole thread

Order Number
26-2445

EQUIPMENT & APPLIANCE LEGS (CONT.)

NOTE: All dimensions in inches

Stainless Steel Equipment Legs

- ½-13 mounting stud
- Heights are minimum
- 8000 lb. load capacity per set of 4
- Satin finish

Height	Order Number
4"	**26-6159**
6"	**26-6161**

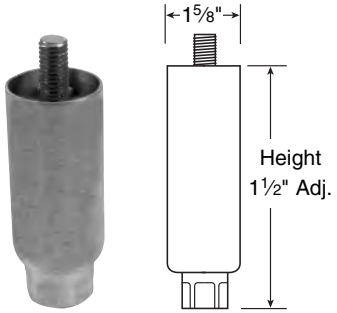

Stainless Steel Equipment Leg

- Mounting plates are welded to legs
- 8000 lb. load capacity per set of 4
- 1⅝" OD

Order Number
26-6187

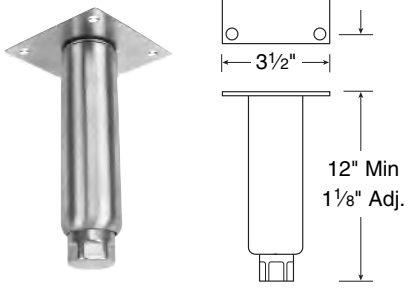

Stainless Steel Equipment Leg

- ¾-10 mounting stud
- 8000 lb. load capacity per set of 4
- Satin finish

Order Number
26-6160

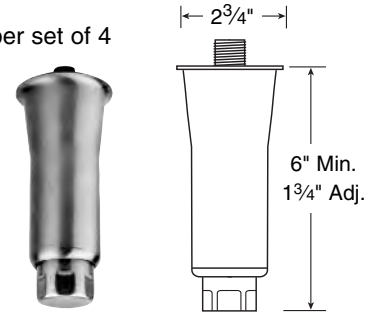

Stainless Steel Long Leg Assemblies

- 1⅝" OD
- Used mostly for tables
- 8000 lb. load capacity per set of 4
- Can be easily cut to shorter lengths
- Satin finish

Height	Order Number
18"	**26-6183**
24"	**26-6184**
32"	**26-6185**
36"	**26-6186**

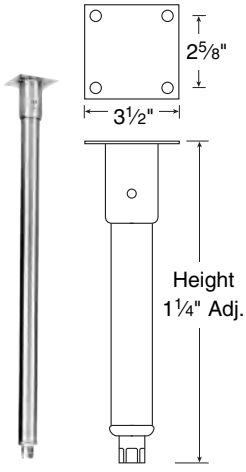

Stainless Steel Equipment Leg w/Removable Foot

- ½-13 mounting stud
- 8000 lb. load capacity per set of 4
- Satin finish

Order Number
26-6167

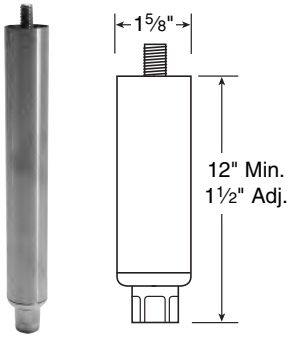

Stainless Steel Equipment Legs

- 8000 lb. load capacity per set of 4
- Stainless steel w/non-marking nylon

Load Height	Mounting Stud	Adjustment	Outer Dia.	Order Number
4"	½-13	1⅝"	1½"	**26-6200**
6"	⅝-11	2"	2¾"	**26-6201**

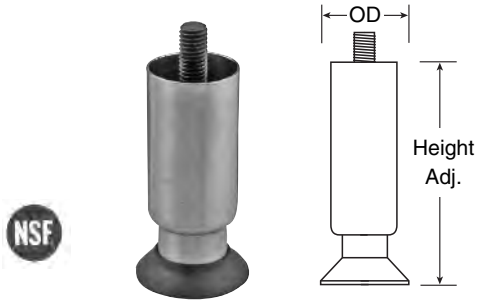

Steel Leg Socket

- Weld mounted
- For 1¼" pipe, 1½" or 1⅝" OD tubing

Order Number
26-6234

Stainless Steel Leg Socket

- For 1⅝" OD tubing

Order Number
26-5447

EQUIPMENT & APPLIANCE LEGS (CONT.)

NOTE: All dimensions in inches

Adjustable Bullet Feet
(Fits 1 5/8" OD Tubing)

Description	Type	Order Number
Grey Plastic with Stainless Steel Clod Hex	Hex	**28-1568**
Grey Plastic	Hex	**28-1182**
Black Plastic	Hex	**28-1570**
Cast Metal	Hex	**26-2442**
Stainless Steel	Hex	**26-2443**
Stainless Steel	Flange	**26-2444***
Stainless Steel, no Mounting Holes	Flange	**26-3718**

***26-2444** has 3½" S/S flange with 2½" mounting center holes.

28-1568

28-1182

28-1570

26-2442

26-2443

26-2444

26-3718

Counter Equipment Feet

Description	Size	Mounting	Order Number
Black Rubber, Recessed Mount Hole	½" High x ¾" Dia.	Hole F/Screw	**28-1065**
Black Rubber, Recessed Mount Hole	¾" High x ⅝" Dia.	Hole F/Screw	**28-1056**
Black Rubber, Suction Foot	5/16" High x 1¼" Dia.	8-32 Stud	**28-1064**
Black Rubber	¾" High x 1" Dia.	5/16"-18 Stud	**28-1004**
Gray Rubber	⅝" High x 1⅜" Dia.	½"-13 Stud	**28-1003**

28-1065

28-1056

28-1064

28-1004

28-1003

Flanged Foot
- For 1" square tubing
- Adjustable from ¾" to 1½"
- 1 3/16" flange diameter
- Nickel plated

Order Number
26-6267

Hi-Rise™ Wide Flange Bullet Foot
- Designed to meet pending OSHA requirements
- For 1⅝" OD tubing
- 11/32" holes on 2½" hole centers
- 1½" to 4½" height adjustment
- 3½" flange diameter
- 2000 lb. load capacity
- Stainless steel

Order Number
26-6236

Hi-Rise™ Bullet Foot
- Designed to meet pending OSHA requirements
- For 1⅝" OD tubing
- 1½" to 4½" height adjustment
- 2000 lb. load capacity
- Stainless steel

Order Number
26-6235

Bullet Feet for Square Tubing and Pipe
- Stainless steel
- 2000 lb. load capacity

Description	Height Adjustment	Order Number
For 1½" square tubing	1½" to 2⅝"	**26-6199**
For 2" square tubing	1" to 3"	**26-6163**

Bullet Feet for Round Tubing and Pipe
- Stainless steel

Description	Height Adjustment	Load Capacity	Order Number
For 1¼" pipe	1½" to 2⅝"	2000 lb.	**26-6218**
For 2" OD tubing	1" to 3"	2400 lb.	**26-6162**

GLIDES & LEVELERS

NOTE: All dimensions in inches

Nail-On Cushion Glide

- Base height 13/32"
- Nail length .675"
- Nickel-plated base w/rubber cushion

Base Diameter	Order Number
7/8"	**26-3791**
1 1/8"	**26-3807**

26-3791

26-3807

Cushion Glide Leveler

- Nickel-plated shell w/black base
- 1" stem

Base Diameter	Thread	Order Number
7/8"	1/4-20	**26-3784**
1 1/16"	1/4-20	**26-3785**
1 1/4"	5/16-18	**26-3786**

26-3784

26-3785

26-3786

Non Skid Leveler

- Thermo plastic rubber base, 1 1/8" diameter
- 1" stem

Thread	Order Number
1/4-20	**28-1576**
5/16-18	**28-1619**

28-1576

28-1619

Self-Leveling Glide

- Eliminates wobbling
- Utilizes internal spring to adjust itself to any surface
- Highly durable
- 1 1/8" base diameter
- Self-adjusts up to 1/4"

26-3782

Thread	Load Capacity for Set of 4	Order Number
1/4-20"	25-140 lbs	**26-3782**

Self-Leveling Glide

Thread	Order Number
1/4-20 x 5/16	**26-3742**
Cap for 26-3742	**28-1613**

26-3742

28-1613

Nail-On Glide

- Base diameter 3/4"
- Nail length 3/4"
- Nickel-plated steel

Order Number
26-3805

Nylon Base Leveler

- With hex nut
- Nickel-plated
- White base, 1 1/8" diameter

26-3787

26-3798

26-3790

Type	Thread	Stem	Order Number
Swivel	1/4-20	1"	**26-3787**
Non-Swivel	1/4-20	1"	**26-3798**
Non-Swivel	5/16-18	1 1/2"	**26-3790**
Swivel	3/8-16	1 1/2"	**26-3788**

26-3788

Swivel Base Leveler

- Heavy-duty black plastic base, 1 1/8" diameter

Order Number
26-3783

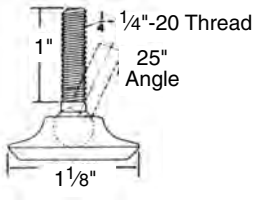

Table Shox® – Self-Leveling Glide

- Indoor and outdoor use
- Automatically re-adjusts each time the table is moved
- Hydraulic shock absorber design
- Steel, polyurethane and non-skid, impact-resistant nylon
- Supplied in POP display of 72 pieces, consisting of 18 4-packs

26-3821

26-3816

Automatically Adjusts to Correct Level
(up to 5/16" each)

Your Wobbly Table Solution!

Description	Thread	Order Number
4-Pack	1/4-20	**26-3821**
POP Display – 18 (4-Pack)	1/4-20	**26-3816**

*Load Capacity per Glide = 8-100 Lbs.

GLIDES & LEVELERS (CONT.)

NOTE: All dimensions in inches

Threaded Insert For Square Tubing

- For use with levelers
- ¼"-20 thread

Tube Size	Order Number
1" OD	26-3792

Threaded Insert For Round Tubing

- For use with levelers
- ¼"-20 thread

Tube Size	Order Number
⅞" OD	26-3794
1" OD	26-3795

26-3794 26-3795

End Cap For Round Tubing

- Nickel-plated
- For 16 or 18 gauge tubing

Fits Inside OD Tubing	Fits Hole Size	Order Number
½"	⅜"	26-3796
⅝"	½"	26-3823
¾"	⅝"	26-3789
⅞"	¾"	26-3814
1"	⅞"	26-3834
1½"	1⅜"	26-3835

26-3796 26-3823

26-3789 26-3814

26-3834 26-3835

End Cap For Square Tubing

- Nickel-plated
- For 16 or 18 gauge tubing

Fits Inside OD Tubing	Order Number
1"	26-3836

Square Inside Cap

- Black ABS plastic
- For 18 gauge tubing

Fits Inside OD Tubing	Order Number
¾"	28-1628
13⁄16"	28-1891
1"	28-1643
1¼"	28-1630

28-1628

28-1891

28-1643

28-1630

Round Inside Cap

- Black ABS plastic
- For 18 gauge tubing

Fits Inside OD Tubing	Order Number
¾"	28-1666
1"	28-1685
1¼"	28-1683

28-1666

28-1685

28-1683

Square Outside Plastic

- Black plastic
- Fits over 1" OD tubing

Order Number
28-1668

Round Outside Cap

- Heavy-duty
- Black plastic

Fits Over Tubing	Order Number
¾" OD	28-1661
⅞" OD	28-1670
1" OD	28-1672
1⅛" OD	28-1673
1¼" OD	28-1674
1½" OD	28-1546
1⅝" OD	28-1562

28-1661

28-1670

28-1672

28-1673

28-1674

28-1546

28-1562

Wobble Wedges

- Use for tables that wobble
- Use for equipment that wobble
- Use anywhere a wedge will fix your problem
- Can be stacked for thicker wedge

Clear

Black



Description	Clear Order Number	Black Order Number
Pack of 30	28-1525	28-1758
Pack of 75	85-1060	—
Tub of 300	28-1582	26-4528
Case (30 Ct x 12)	—	28-1759

FAN BLADES

Plastic Fan Blades

Rotation When Facing Air Discharge

Size	Rotation	Number Of Blades	Order Number
3/16" x 3 1/2"	CW	4	**28-1731**
1/8" x 4"	CW	5	**28-1732**
1/8" x 4"	CCW	5	**28-1733**
1/8" x 4 1/2"	CCW	5	**28-1735**
3/16 " x 5"	CW	5	**28-1738**
3/16 " x 5"	CCW	5	**28-1300**
3/16 " x 5 1/2"	CCW	4	**28-1740**
3/16 " x 5 9/16"	CCW	5	**28-1295**
3/16 " x 5 1/2"	CW	5	**28-1294**
Hub x 5 1/2"	CCW	5	**28-1296**
3/16 " x 4"	CCW	5	**28-1734**
7/32" x 5"	CW	5	**28-1298**
3/16 " x 6"	CW	4	**28-1299**
3/16 " x 6"	CW	6	**28-1742**
3/16 " x 6"	CCW	4	**28-1293**
3/16 " x 6 1/2"	CW	5	**28-1744**
1/4" x 6 1/2"	CW	5	**28-1745**
1/4" x 7"	CCW	5	**28-1748**

Blade colors vary

28-1731, 28-1740, 28-1299, 28-1743

28-1732, 28-1733, 28-1735, 28-1738, 28-1736, 28-1294, 28-1296, 28-1298, 28-1300, 28-1744, 28-1745, 28-1748

28-1742

Plastic Blower Wheel

Rotation When Facing Wheel Opening

Shaft	Bottom Dia.	Top Dia.	Depth	Rotation	OEM Number	Order Number
1/4"	5 3/4"	6 1/5"	2"	CW	Nutone 59000A	**28-1741**

28-1741

Aluminum Condenser Fan Blades

Rotation When Facing Air Discharge

Diameter	Rotation	Number Of Blades	Pitch	Order Number
6"	CW	5	—	**26-4101**
7"	CCW	5	20°	**26-4102**
7"	CW	5	20°	**26-4103**
7 3/4"	CW	3	—	**26-6328**
8"	CCW	5	20°	**26-4104**
10"	CCW	5	29°	**26-4105**
10"	CW	5	22°	**26-4106**

Applications: Unit Bearing Motors with 1/4" x 20" Threaded Shafts

26-4101, 26-4102, 26-4103, 26-4104

26-6328

26-4105, 26-4106

Plastic Vent Hood Fan Blades

Rotation When Facing Air Discharge

Shaft	Diameter	Rotation	Number Of Blades	Pitch	Order Number
7/32"	6 5/8"	CW	5	25°	**28-1746**
7/32"	6 5/8"	CW	5	12°	**28-1747**

Applications: Ducted & Non-Ducted Vent Hoods

28-1746, 28-1747

Fan Guards

Dia. OD	Description	Hole Ctrs.	Height	Order Number
6 7/8"	White Plastic	7 5/8"	7/8"	**28-1797**
6 3/8"	Clear Plastic	7 1/2"	3/8"	**28-1561**
6 7/8"	Clear Plastic	7 1/2"	3/8"	**28-1669**
4 1/2"	Steel Wire	4 7/8"	5/8"	**26-3406**
4 5/16"	Clear Plastic	5 5/16"	3/4"	**28-2398**

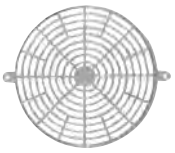

28-1797, 28-1561, 28-1669

26-3406

28-2398

FAN BLADES (CONT.) & FAN MOTOR KITS

Plastic Impeller

Impeller will accommodate flat shaft

Replaces Mfg. Number	Blade OD	Hole ID	Order Number
Broan 9910379H	4 9/16"	.218	**28-1737**

Applications: Bathroom & Kitchen Ventilators

Heated Pressure Relief Port

Walk-In Ventilator

- For walls up to 4" thick
- 115 volt w/wire lead and gasket
- 3 5/8" dia. rough wall opening
- Aluminum

Order Number
34-2301

Evaporator Fan Motor

- 208/230 volt
- 1550 RPM
- 5/16" shaft diameter
- CW rotation from shaft end
- Fasco No. 71639383
  Bohn Nos. 25300201, 74300201
  Heatcraft No. 25300201

Order Number
68-1533

FAN MOTOR KITS

Universal Evaporator Fan Motor Kit

FEATURES/BENEFITS

- Prefastened multi-fit, break off mounting bracket
- Break off 2" motor shaft with breakaways at 1/2" and 1 1/2"
- Includes all mounting accessories and hardware
- Reversible rotation
- Single speed
- Shaft diameter 1/8"

Description	Order Number
120 VAC, 3000 RPM, 1/200 H.P., 31 AMP Impedance Protected	**68-1314**
220 VAC, 3000 RPM, 1/200 H.P., 31 AMP Impedance Protected	**68-1313**

Motor Kit Assembly

FEATURES/BENEFITS

- Replaces Acme Miami 700
- OEM replacement for Bohn, Heatcraft, Uppco, Singer, GE 33 series
- Kit includes reversible motor, three fan blades, hardware kit and instructions

Description	Order Number
120 V, 60 H, .55 AMPS, 3000 RPM, 3/16" x 1 1/4" Shaft Size, 5/8" Stack Size, Bearing Type – Sleeve	**68-1307**



Universal Fan Motor Kits With 4" & 5 1/2" Blade

Description	Volts	Order Number
Replaces 3/8", 1/2", 5/8" Stock Sizes. Comes with Hardware to Replace Round and C Frame Motors	120V	**68-1161**
	240V	**68-1162**

GENERAL USE 7

FAN MOTOR KITS (CONT.) & FAN MOTORS

Exact Replacement & Utility Motor Kit

FEATURES/BENEFITS

- Versatile replacement for all "C" frame and 3½" round style motors
- Impedance protected
- Available in sleeve or ballbearing design
- Motor kits include complete hardware and mounting kits

68-1310

Type	Volts AC	RPM	Current (AMPS)	Shaft Dimensions	Stack Size	Rotation (Reversible)	Acme Miami	Replaces Robertshaw	Replaces Mars	Order Number
Sleeve	120	3000	0.55	3/16" x 1 1/4"	5/8"	CW/CCW	600, 700, 710, 4670	14001	90971	**68-1306***
Sleeve	120	3000	0.55	3/16" x 1 1/4"	5/8"	CW/CCW	600, 700, 710, 4670	14003	90971	**68-1308**
Sleeve	240	3000	0.32	3/16" x 1 1/4"	5/8"	CW/CCW	602, 702, 4672	14005	90982	**68-1309***
Sleeve	120	3000/1550	0.55/.34	3/16" x 1 1/4"	5/8"	CW/CCW	4673	14007	90971	**68-1310***
Sleeve	120/240	3000	1.0/.50	3/16" x 2 3/8"	1"	CW/CCW	7502	14007	90970	**68-1311****
Sleeve	120	3000	0.4	3/16" x 1 1/2"	5/8"	CW				**68-1312**

* Includes hardware kit: 2 fan blades, mounting bracket, hub adapter, 1/4" shaft adapter, & 5/16" shaft adapter.

** Includes hardware kit: 1 fan blade, mounting bracket, hub adapter, 1/4" shaft adapter, & 5/16" shaft adapter. Motor shaft is 2 3/8" with breakoffs at 5/8" & 7/8" points.

FAN MOTORS

MFG	Description	Volts	Rotation	Replaces	Order Number
Beverage-Air	3/16" Shaft, with 4" Fan & Bracket	120V	CCW	32C14S006A	**68-1165**
Beverage-Air	3/16" Shaft, with 6" Fan & Bracket	120V	CCW	63C31-001A	**68-1176**
Beverage-Air	3/16" Shaft	120V	CCW	501-076B	**68-1166**
Delfield	3/16" Shaft, Tabs on Wire	120V	CCW	2162669	**68-1167**
Delfield	3/16" Shaft, Tabs on Motor	120V	CW	2162691	**68-1168**
Glenco	3/16" Shaft, with 5" Fan	120V	CW	2FAM0239025	**68-1169**
Randell	3/16" Shaft	120V	CW	ELMTR0230	**68-1170**
Randell	3/16" Shaft, with 4" Fan & Bracket	120V	CW	ELMTR2338	**68-1171**
Robertshaw/ Nutone	7/32" Shaft with Impeller	120V	CCW	33700/C65878	**68-1305**
Silver King	7/32" Shaft	120V	CW	21251-2	**68-1172**
Traulsen	3/16" Shaft, with 6" Fan	120V	CW	338-29724	**68-1173**
Victory	3/16" Shaft, with 5½" Fan & Bracket	120V	CCW	50639801	**68-1174**

68-1165, 68-1176

68-1166

68-1167

68-1168

68-1169

68-1170

68-1171

68-1305

68-1172

68-1173

68-1174

BLOWER FAN ASSEMBLIES, MOTORS & BLADES

Blower Fan Assembly

FEATURES/BENEFITS

- Direct replacement kit for Nutone bath fans
- Replaces Nutone motor p/n K5895 and kit p/n K5894
- Kit includes single speed motor, 3¾" x 2" blower wheel and mounting bracket
- Motor includes 6" wire leads with molded plug



68-1304

Speed	RPM	Volts	Amps	Rotation	Nutone	Order Number
1	2400	115	0.9	CCW	K5894 Motor Kit K5895 Motor Only	**68-1304**

FAN MOTORS & BLADES

Cast Iron Fan Motors

FEATURES/BENEFITS

- ¼"-20 x ½" threaded shaft
- Mounting foot with 4 threaded holes (#8-32)
- .63" x 1.12" mounting centers
- Also has rear mount with 3 holes, (#8-32), 2.40" mounting centers
- 4 screws included
- 23½" wire leads
- Weight: 4 lbs.

68-1149 thru 68-1156

Wattage/Voltage	RPM	Rotation	Order Number
6W/115V	1550	CW	**68-1149**
6W/115V	1550	CCW	**68-1150**
9W/115V	1550	CW	**68-1151**
9W/115V	1550	CCW	**68-1152**
9W/230V	1550	CW	**68-1153**
9W/230V	1550	CCW	**68-1154**
16W/230V	1550	CW	**68-1155**
16W/230V	1550	CCW	**68-1156**

(Also see Aluminum Condenser Fan Blades, pg. 245)

VRS Universal Fan Blades

FEATURES/BENEFITS

- Adjusts from 16 inches to 26 inches
- Can be used CW or CCW
- Threaded shaft and ½", ⅝" nickel plated hubs with set screw
- Replaces over 1000 applications
- Adjustable pitch – 12, 24, 36 & 48 degree
- Proudly made in the USA

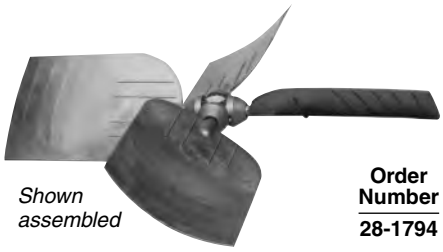

Shown assembled

Order Number
28-1794

Shown as shipped

Made in the USA

FEATURES/BENEFITS

- Adjusts from 6 inches to 12 inches
- Can be used CW or CCW
- Threaded shaft and 5/16" nickel plated hub with set screw
- Adjustable pitch – 20 & 40 degree (1/4 HP, 40 degree recommended when using 10" or 12" blades)
- Proudly made in the USA

Order Number
28-1793

SWITCHES

Push Button Light & Fan Switches

Specifications	Size	Common Style	Usage	Order Number
10A/125V-250V	1" x 9/16"	Fan & Light	Traulsen	**42-1399**
10A/125V-250V	1 1/4" x 9/16"	Fan & Light	Beverage-Air	**42-1400**
5A/125V, 2.5A/250V	1 3/16" x 7/8"	Fan & Light	Delfield, True, Nor-Lake, Beverage-Air	**42-1402**
3/4A/125V, 1/4A/250V	3/4" Hole 1 1/2" Cntr	Light	Many	**42-1403**
3/4A/125V, 1/4A/250V	3/4" Hole	Light	Hobart	**42-1404**
5A/125V-250V	3/4" Hole	Light	Glenco	**42-1405**
3/4A/125V, 1/4A/250V	3/4" Hole	Light (Hinge Activated)	Traulsen	**42-1406**
3/4A/125V, 1/4A/250V	1/2" Hole	Light	Many	**42-1407**
3/4A/125V, 1/4A/250V	7/8" Hole 1 3/8" Cntr	Light	Many	**42-1408**
3A/125V, 1.5A/250V	3/8" Hole	Light	Beverage-Air	**42-1409**
3/4A/125V, 1/4A/250V	3/4" Hole	Nc	Victory	**42-1410**
3/4A/125V, 1/4A/250V	1/2" Hole	Fan	Traulsen	**42-1411**

42-1399

42-1400

42-1402

42-1403

42-1404

42-1405

42-1406

42-1407

42-1408

42-1409

42-1410

42-1411

1-2 Day Ground Shipping to Most of the U.S.

AllPoints® Foodservice Parts & Supplies

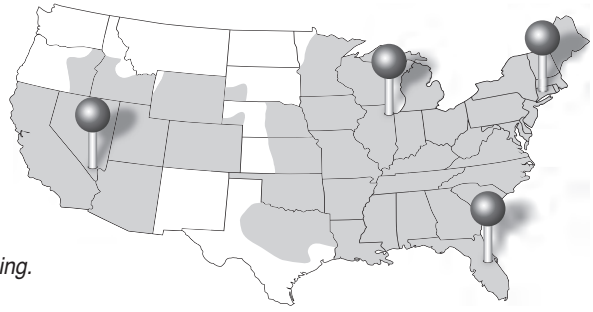

Overnight Air Shipping Available.
We offer the latest cut-off in the industry for same day shipping.

EVAPORATORS

Condensate Drain Pans

Description/Size	Capacity	Volts	Watts	Order Number
10" x 4" x 2⅞"	38 Oz.	120V	160W	**34-1955***
10" x 4½" x 3⅜"	50 Oz.	120V	160W	**34-1952**
10" x 9" x 2¾"	75 Oz.	120V	320W	**34-1954**
10⅛" x 4" x 3"	34 Oz.	117V	160W	**34-1370**
12⅛" x 3⁹⁄₁₆" x 2⅝"	40 Oz.	120V	175W	**34-2293**
12½" x 4¾" x 2¾"	50 Oz.	117V	300W	**34-1368**
12½" x 4¾" x 2¾"	50 Oz.	117V	160W	**34-1369**
8 Ft. Cord Set for **34-1368** & **34-1369** Units				**38-1369**
Wall Mount Bracket – 6" x 3¼"				**26-1882**

NOTE: All metal construction evaporators
*Indicates NSF listings

34-1955

34-1952

34-1954

34-1370

34-2293

34-1368, 34-1369

38-1369

26-1882

Commercial Duty Condensate Evaporator Pans

FEATURES/BENEFITS

- Corrosion resistant stainless steel
- Hi-limit and float switch operation
- 240 volt units can be run on 208 volt with a 25% reduction in wattage
- UL & NSF approved

Size	Capacity	Volts	Watts	Order Number
10" x 7" x 5½"	1¾ Qt.	120V	400W	**23-347**
13" x 7" x 2½"	2½ Qt.	120V	800W	**34-1956**
13" x 7" x 4"	4½ Qt.	120V	1000W	**34-1957**
13" x 10" x 4"	7½ Qt.	120V	1000W	**34-1959**
21" x 13" x 6½"	15 Qt.	120V	1440W	**34-2289**
21" x 13" x 6½"	15 Qt.	240V	1500W	**34-2290**

23-347

34-1956

34-1957

34-1959

34-2289, 34-2290

EVAPORATORS (CONT.)

REPLACEMENT PARTS FOR CONDENSATE EVAPORATORS

Elements

Volts	Watts	Order Number
120V	800W	**34-2299**
120V	1000W	**34-2298**
120V	1000W	**34-2297**
120V	1500W	**34-2296**

34-2298, 34-2299

34-2296, 34-2297

Floats

Size	For Use On Evaporator Nos.	Order Number
3" overall	23-347, 124-1081	**26-6246**
4½" overall	124-1083–34-2290, 124-1307	**26-6290**

26-6290, 26-6246

Switches

Description	Order Number
Microswitch	**42-2133**
Safety Sensor Switch	**44-1896**

42-2133

44-1896

Don't see what you're looking for? We carry it all!

canplas · CDS · COMARK A Fluke Company · COMPONENT HARDWARE · CUNO · Danfoss · Dormont · EVERPURE · FISHER · Jelforce · Johnson Controls · KASON · Keil Refrigeration Hardware · Parker · RANCO · SPECTROLINE · selecto · Strahman · Supco · T&S · TurboTorch · WATTS

HEATERS

Flexible Braided Aluminum Drain Heaters

FEATURES/BENEFITS

- Designed for continuous use
- Do not splice, cut or alter

Leads	Volts	Watts	Size	Order Number
23"	115	15	18"	**34-1960**
23"	115	45	29"	**34-1961**
23"	115	55	44"	**34-1962**
23"	115	75	48"	**34-1963**
23"	115	80	70"	**34-1964**
23"	115	110	86"	**34-1965**

Drain Heater

FEATURES/BENEFITS

- Metal braid, silicone construction
- Designed for waterproof low wattage heater
- Heater tip 7/16" diameter



Leads	Volts	Watts	Size	Order Number
18"	120	11	9"	**34-1976**
18"	120	15	13"	**34-1977**
18"	240	15	13"	**34-1978**
18"	120	25	21"	**34-1979**
18"	240	25	21"	**34-1980**

Universal Drain Heater

FEATURES/BENEFITS

- Used with existing heater or where no heater exists
- Designed for use with series wiring connection only

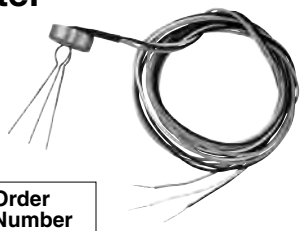

Diameter	Prong Length	Wire Leads	Order Number
0.91"	2.25"	56"	**34-1971**

Door Heaters

FEATURES/BENEFITS

- Eliminates frost build up on doors and cabinet fronts
- Prevents moisture on glass display doors

Volts	Watts	Size	Order Number
120	3	36½ Ft.	**34-1972**
120	3	18 Ft.	**34-1973**
220	3	36 Ft.	**34-1974**
220	3	18 Ft	**34-1975**

Foil Heaters with Adhesive Backing

FEATURES/BENEFITS

- Designed for continuous use
- Do not splice, cut or alter

Volts	Watts	Size	Order Number
115	6	10" x 1"	**34-1966**
115	10	24" x 1½"	**34-1967**
115	15	10½" x 10½"	**34-1969**
115	40	10½" x 10½"	**34-1970**

Tubular Cal Rod Heaters

FEATURES/BENEFITS

- Save time and money by bending your own cal rod heaters
- Longer lengths are coiled or bent in half for UPS shipment
- Can be bent by hand without the use of tools
- ¼" diameter
- 24" wire leads
- Incoloy sheath

Length	Wattage at 120 Volt	Wattage at 240 Volt	Order Number
42"	300	1200	**34-2294**
45"	150	600	**34-2302**
55"	400	1600	**34-2303**
58"	125	500	**34-2295**
72"	200	800	**34-2304**
76"	600	2400	**34-2305**
88"	200	800	**34-2306**
90"	300	1200	**34-2309**
95"	500	2000	**34-2307**
108"	250	1000	**34-2279**
110"	800	3200	**34-2308**
115"	400	1600	**34-2280**
120"	600	2400	**34-2281**
134"	275	1100	**34-2286**
136"	400	1600	**34-2282**
158"	550	2200	**34-2283**
190"	500	2000	**34-2284**
220"	700	2800	**34-2285**

Note: Lengths shown do not include wire leads

HEATER WIRE

Freezer Door Heater Wire

Description	Order Number
8 OHM per Feet, Fiberglass Braided, 25 Ft. Roll Max 72 Watts, 120V	**38-1371**
8 OHM per Feet, Fiberglass Braided, 100 Ft. Roll Max 288 Watts, 120V	**38-1372**

38-1371, 38-1372

Ohms Law

$$\frac{\text{Volts}^2}{\text{Ohms}} = \text{Watts}$$

Fiberglass-Braided Heater Wire

- 7/64" OD
- Silicone insulation

Lengths	Ohms Per Foot	Ohms Per Meter	Order Number
1'	30	98	**34-2310**
25'	12	39.4	**34-2273**
25'	22	72.2	**34-2274**
100'	2	6.6	**34-2288**
100'	4.2	13.8	**34-2278**
100'	5	16.4	**34-2272**
100'	16	52.6	**34-2275**
100'	32	10.5	**34-2276**
100'	45	147.6	**34-2277**

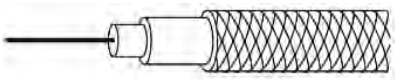

Aluminum-Braided Heater Wire

- 1/8" OD
- Silicone insulation

Lengths	Ohms Per Foot	Ohms Per Meter	Order Number
25'	6.5	21.33	**34-2292**
100'	6.5	21.33	**34-2300**

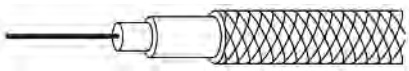

Heater Wire Channel and Snap-On Cover

- 6' long
- For use with fiberglass-braided wire
- 3/4" wide
- Can be cut to size
- Stainless steel

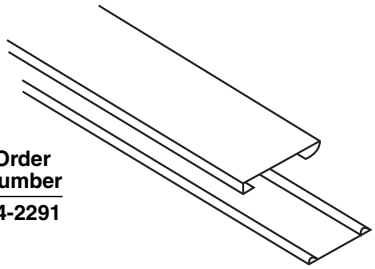

Order Number
34-2291

Looking for **Cooking Equipment Parts?**
See Our **HOT SIDE Catalog**.

SAF-T-COTE® COATED LIGHT BULBS

SHATTERPROOF!

These super tough, shatter-resistant incandescent light bulbs can withstand temperatures up to 500° F. SAF-T-COTE® coating effectively protects against extreme temperature variances. The protective coating contains the glass, if broken, to provide a safer solution to your protective lighting needs.

Light Bulbs

Description	Size (Inches)	Order Number
25W/120V	3½ Long x 1⅞ Dia.	**38-1505**
40W/120V	3½ Long x 1⅞ Dia.	**38-1558**
40W/120V	3½ Long x 1⅞ Dia.	**38-1513***
40W/ 130V	3¼ Long x 2 Dia.	**38-1116**
60W/120V	4 Long x 2 Dia.	**38-1115**
60W/120V	4 Long x 2¾ Dia.	**38-1483**
100W/120V	4 Long x 2¾ Dia.	**38-1481**
50W/230V	4 Long x 2 Dia.	**38-1554**
60W/130V	4 Long x 2½ Dia.	**38-1465**

*Silicone coated, suitable for refrigeration

38-1558, 38-1483, 38-1481, 38-1116, 38-1505, 38-1465, 38-1513

38-1115, 38-1554

These bulbs are USDA approved to meet FDA and OSHA requirements.

Long Appliance Bulbs

Description	Size (Inches)	Order Number
40W/130V	5⅝ Long x 1¼ Dia.	**38-1517**
40W/130V	5¼ Long x ¾ Dia.	**38-1507†**
25W/130V	5⅝ Long x 1½ Dia.	**38-1510**
40W/130V	5⅝ Long x 1¼ Dia.	**38-1207***

*Silicone coated
†Not coated

38-1517

38-1507

38-1510, 38-1207

Bulb Safety Cover

- Transparent
- Non-toxic
- Protection for 40 watt appliance bulbs in reach-in refrigerators and freezers

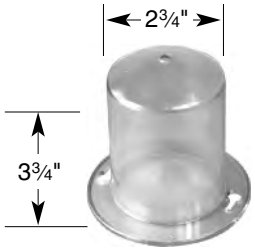

Order Number
28-1795

For **Canopy & Other Lighting Fixtures and Bulbs, Covers and Ballasts**
See Pages 164-168

ICE TOTES & SCOOPS

Description	Order Number
Saf-T-Ice Tote, 25 Lb. Capacity	**28-1612**
Saf-T-Ice Lid Tote	**28-1611**
Saf-T-Scoop System, 6-10 Oz. Scoop Capacity	**28-1608**
Saf-T-Ice Scoop Only, 6-10 Oz. Scoop Capacity	**28-1580**
Saf-T-Scoop System, 12-16 Oz. Scoop Capacity	**28-1583**
Saf-T-Ice Scoop Only, 12-16 Oz. Scoop Capacity	**28-1556**
Saf-T-Scoop System, 64-86 Oz. Scoop Capacity	**28-1554**
Saf-T-Ice Scoop Only, 64-86 Oz. Scoop Capacity	**28-1537**

28-1612

28-1611

28-1608

28-1580

28-1583

28-1556

28-1554

28-1537

Aluminum Ice Scoop

• Round Bowl Style

Capacity	Overall Size (W x L)	Bowl Size (W x L x D)	Order Number
32 oz.	4¾" x 12½"	4¾" x 8¼" x 3"	**26-3818**
58 oz.	5½" x 14½"	5½" x 10" x 3½"	**26-3819**
85 oz.	6½" x 15¾"	6½" x 11¼" x 4"	**26-3820**

26-3818, 26-3819, 26-3820

STRIP CURTAINS & SWING DOORS

NOTE: All dimensions in inches

Strip Curtains

- Easimount® installs in no time. Saves on labor. Mount the lightweight aluminum track. Snap sturdy plastic glides onto strips. Slide strips onto track
- Rugged
- Sanitary
- Flexible, strong extruded aluminum track accepts strips in widths from 4" to 12" and up to 12 feet long
- Call If the size needed is not shown

Size	Strip	Order Number
31" x 84"	4"	**32-2181**
37" x 84"	4"	**32-2182**
33" x 84"	6"	**32-1232**
38" x 84"	6"	**32-1233**
42" x 84"	6"	**32-1234**
46" x 84"	6"	**32-1235**
51" x 84"	6"	**28-1464**
32" x 84"	8"	**32-1840**
38" x 84"	8"	**32-1853**
44" x 84"	8"	**32-1858**
50" x 84"	8"	**32-1862**
44" x 90"	8"	**32-1236**
50" x 90"	8"	**32-1237**

KASON®



Replacement Curtain Strips w/Cleat

Curtain Size	Thickness	Order Number
4" x 84"	.060	**32-2183**
6" x 84"	.060	**32-1238**
8" x 90"	.080	**32-1239**

Strip Curtain Replacement Parts

Description	Order Number
End Cap	**28-2429**
Cleat	**28-2427**

28-2429

28-2427

Thermaflex® Vinyl Swing Doors

- Easy-to-clean, clear vinyl material provides high visibility.
- Will not drag across product or snag on personnel or carts.
- Gravity hinge closes door quickly but gently.
- Exclusive adjustable cam block assures that the open door swings back to center position, even if the door jamb is out of line.
- Strong, versatile hinge adapts to all door widths; no waiting for special orders.
- Meets Sanitary Codes. Vinyl materials meet USDA/FDA, NSF and local standards.
- Low temp curtains are standard for all applications.
- 10 year rust-proof hinge warranty.
- Temperature range of -30° to 125°.

NSF

Order Number
90-1045

Material	Door Openings	Special Application
Clear PVC, .105 Gauge	30" to 72" Wide 72" to 96" High	Heavy Duty Hinges Available for Wide Doors
Temperature Range: -30° to 125°		

CALL FOR INFORMATION – 1-800-332-2500

Ordering Information

- **Thermaflex® Vinyl Swing Doors are custom made –** accurate width and height measurements of door opening are required
- Vinyl may be trimmed 3" up from bottom
- Available with and without mounting plates

Sure Swing Hinge

- Strong, stainless steel hinge and roller easily swings vinyl door opened and closed
- Adapts to all door widths

COOKERS, WARMERS & ACCESSORIES

Stainless Steel Cookers & Warmers

FEATURES/BENEFITS

- Server stainless steel cooker/warmers feature adjustable pre-calibrated thermostats for complete control.
- All models listed NSF. Some models as rethermalization units to ensure food is quickly heated to a safe temperature before bacteria has an opportunity to grow. Marked with ℞
- Two year warranty

Hot Fudge Warmer

- Order **#76-1208** Hot Fudge Warmer (120V/500W)
- Adjustable thermostat 100°–200° F
- Accepts a #10 can or optional STST jar – Order #**32-1779**, Server #94009
- Server Products #82060 includes base & pump
- Pump only for warmer – Order **#26-3714**, Server #81320
- Base only for warmer – Order **#26-4126**, Server #82066

Twin Hot Fudge Warmer

- Twin Hot Fudge Warmer (120V/1000W), Order **#76-1261**, Server #81230
- Includes base & pumps
- Two adjustable thermostats 100°–200° F, two on/off switches
- Accepts two #10 cans or optional STST jars – Order **#32-1779**, Server #94009
- Pump only for warmer – Order **#26-3714**, Server #81320

Food Server with Pump & Spout Warmer

- Food server with pump & spout warmer (120V/517W) – Order **#76-1262**, Server #81140
- Includes magnetic fudge, caramel & nacho cheese signs
- Accepts a #10 can or optional STST jar – Order **#32-1779**, Server #94009

Countertop Cooker/Warmer

- Countertop cooker/warmer available in 4-7-11 quart
- Includes food vessel & unique hinged lid that stays upright to catch moisture to retain flavor and help prevent scorching
- Order **#76-1263**, Server #81000 – 4 Qt. (120V/500W)
- Order **#76-1264**, Server #84000 – 7 Qt. (120V/1000W)
- Order **#76-1265**, Server #84100 – 11 Qt. (120V/1500W)

Full Line of Server Pump Spare Parts Available
See pages 411-414

Twin Countertop Cooker/Warmer

- Twin countertop cooker/warmer available in 4 quart, includes food vessels
- Unique hinged lid that stays upright to catch moisture to retain flavor and help prevent scorching
- Order **#76-1266**, Server #81200 – Twin 4 Qt. (120V/1000W)
- Also available as a Triple 4 Qt. – Order **#76-1267**, Server #85900 (120V/1500W)

CONDIMENT PUMPS, SERVERS & ACCESSORIES

Stainless Steel Pumps & Accessories

SERVER
SERVE BETTER™

FEATURES/BENEFITS

- Server stainless steel pumps offer precise portions
- Reduce waste and improve efficiency
- Each pump features easy to adjust portion control in ⅛ oz increments
- Portion Optimization™ can be obtained by reducing portion size by an ⅛ oz.
- All pumps are NSF listed
- We can help you design own serving rail (non-insulated) or bar (insulated)
- Call inside sales to discuss options

4 & 7 QT. Inset Pumps

- Order **#26-3758** for PUMP only for 4 Qt. inset, Server #83200 CP-6½
- Order **#32-1801** for 4 Qt. INSET only, Server inset #81031
- Order **#26-3751** for PUMP only locking lid for 7 Qt. inset, Server #83910
- Order **#32-1799** for 7 Qt. INSET only, Server #84031
- Order **#26-3749** for locking lid screw

Condiment Pumps for Ketchup, Mustard, Mayo, Salad Dressing

- Order **#26-3755** for 10" PUMP only for 10" jar, Server #83330
- Order **#32-1791** for 10" fountain jar, Server #82557
- Order **#26-3763** for 7" PUMP only for 7" jar, Server #83300
- Order **#32-1782** for 7" fountain jar, Server #82558

Syrup Pumps for Fountain Syrups, Liqueur, Soy Sauce

- Order **#26-3773** for 10" PUMP w/Lid for 10" jar, Server #82070
- Order **#32-1791** for 10" fountain jar, Server #82557

Stainless Steel Lid for Server

- Stainless steel Lid for Server 7 & 10" Fountain Jar – Order **#26-3727**, Server #82545

Plastic Lid for Server

Plastic Lid for Server 7 & 10" Fountain Jar – Order **#28-1749**, Server #80310

Gallon Jar Pumps

- Order **#26-3776** for PUMP only for 120MM opening gallon jar, Server #83110
- For 110MM opening gallon jar – Order **#26-4124**, Server #83120
- For 98MM opening gallon jar – Order **#26-4125**, Server #83130

Syrup Pump

- Order **#26-3779** Syrup Pump, Server #82000 for use with 3 Qt. Server stainless steel jar #94009

Server Jar

- Order **#32-1779**, stainless steel jar or #10 can – Server #94009

BEER TAP ACCESSORIES

STAINLESS STEEL DRIP TRAYS
(with Removable Plastic Grids)

Flush Mount with Drain
Fits level with countertop

FEATURES/BENEFITS
- Fits 14⅞" x 5⅜" opening
- ½" pipe size
- ¾" deep
- ⅜" wide lip

Order Number
26-4332

Countertop with Drain
FEATURES/BENEFITS
- ½" pipe size
- ¾" deep

Description/Size	Order Number
15" x 5½"	**26-4333**
24" x 5½"	**26-4334**

Countertop without Drain
FEATURES/BENEFITS
- ¾" deep

Description/Size	Order Number
8" x 5½"	**26-4335**
15" x 5½"	**26-4336**

Beer Tap Lock
The Only Lock for Beer Taps

FEATURES/BENEFITS
- Prevent unauthorized dispensing

Order Number
26-4338

Beer Tap Faucet
FEATURES/BENEFITS
- Fits standard beer shank
- Polished chrome
- Handle must be ordered separately

Order Number
26-4337

Handle

Order Number
28-1796

OVER 16,000 Products!
Know what product you need?
Order on-line 24/7 @
www.AllPointsFPS.com
Questions??
Call our knowledgeable reps at
800-332-2500

Have a Question?
Call
1-800-332-2500
(USA & Canada)
International: **+1-860-738-7112**

FREEZER COVER, LIDS, & COLLARS

Econo-Cover® Food Freezer Cover by Eliason®

FEATURES/BENEFITS

This double-action cover saves energy —— pull down at night to seal case and roll up out of the way for daytime use. Promotes lower utility costs and longer shelf life for perishables. Even helps maintain case temperatures during temporary power outages.

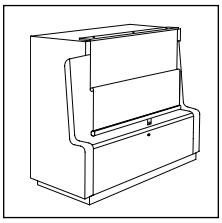

- Ideal for meat, deli, dairy, beverage, produce, and frozen food cases
- Fits 6'L x 4'W opening
- Easy to install
- Easier to use than bulky covers
- No extra storage space needed
- Includes installation hardware
- Clear, perforated

Note: Used on vertical cases only

Order Number
28-2431

Lids for Ice Cream Cabinets

FEATURES/BENEFITS

- Hinge runs along the first dimension

Stainless Steel Lids with Foam Insulation

Fits Minimum Cabinet Opening	Order Number
10½" x 15"	**26-6221**
10½" x 20½"	**26-6291**

Clear Plastic Lids with Vacuum Insulation

Fits Minimum Cabinet Opening	Order Number
21½" x 21¼"	**28-2434**

Replacement Hinge Strips

FEATURES/BENEFITS

- Can be cut to fit smaller lids
- Vinyl

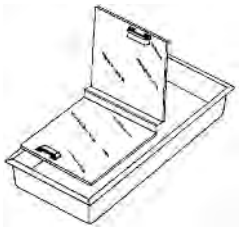

Size	Order Number
12" Long	**26-6293**
23" Long	**26-6294**

Collars for Ice Cream Cabinets

FEATURES/BENEFITS

- Molded vinyl

Height	Opening	Order Number
3½"	10¾" x 21 11/16"	**23-305**
3½"	21¾" x 21 11/16"	**23-306**
5"	21 11/16" x 21 11/16"	**26-6247**

23-305

23-306

26-6247

SKLIP RACK SYSTEM

NOTE: All dimensions in inches

The Sklip Rack System

Maximize Efficiency in the Kitchen.

Can Be Used On or Under the Counter, in the Oven & in the Refrigerator.

Frees up valuable counter space, saves time & increases productivity, creates new storage & prep possibilities, fits standard full and half sheet pans, cleans easily in dishwasher. Patented, one-piece aluminum design makes SKLIPS sturdy & light-weight.

2 SKLIP sizes available: 2" separation between pans & 4" separation between pans.

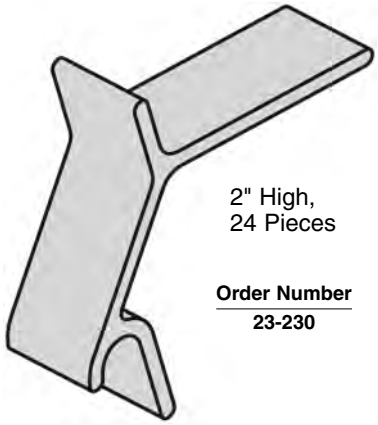

2" High,
24 Pieces

Order Number
23-230

4" High,
24 Pieces

Order Number
23-231

PANS & LIDS

NOTE: All dimensions in inches

Clear Pans — Cold & Warm (Lids and Bins Sold Separately.)

- -40° to 210°F
- Not recommended for steam table use.

Dimensions	Pan Depth	Type	Description	Order Number
12¾ x 10¼	2½"	½ Size	Condiment/Vegetable Pan	**78-422**
12¾ x 10¼	4"	½ Size	Condiment/Vegetable Pan	**78-424**
12¾ x 10¼	—	½ Size	Pan Lid (Flat)	**76-537**
12¾ x 10¼	—	½ Size	Pan Lid w/ Handle	**78-420**
12¾ x 10¼	—	½ Size	Poly Drain Rack	**78-429**
6 15/16 x 12¾	4"	⅓ Size	Condiment/Vegetable Pan	**78-434**
6 15/16 x 12¾	6"	⅓ Size	Condiment Pan	**78-436**
6 15/16 x 12¾	—	⅓ Size	Pan Lid (Flat)	**76-538**
6 15/16 x 12¾	—	⅓ Size	Pan Lid w/ Handle	**78-430**
6 15/16 x 12¾	—	⅓ Size	Poly Drain Rack	**78-439**
6⅜ x 10¼	2½"	¼ Size	Condiment/Vegetable Pan	**78-442**
6⅜ x 10¼	4"	¼ Size	Condiment/Vegetable Pan	**78-444**
6⅜ x 10¼	—	¼ Size	Pan Lid (Flat)	**76-539**
6⅜ x 10¼	—	¼ Size	Pan Lid w/Handle	**78-440**
6⅜ x 10¼	—	¼ Size	Poly Drain Rack	**78-449**
6⅜ x 6⅞	4"	⅙ Size	Condiment Pan	**78-464**
6⅜ x 6⅞	—	⅙ Size	Pan Lid (Flat)	**78-523**
6⅜ x 6⅞	—	⅙ Size	Poly Drain Rack	**78-469**



Amber Pans — Hot (Lids and Bins Sold Separately.)

Dimensions	Pan Depth	Type	Description	Order Number
12¾ x 10¼	2½"	½ Size	Condiment/Vegetable Pan	**78-888**
12¾ x 10¼	—	½ Size	Pan Lid (Flat)	**76-540**
12¾ x 10¼	—	½ Size	Pan Lid w/Handle	**78-920**
12¾ x 10¼	—	½ Size	Drain Shelf	**28-1624**
6 15/16 x 12¾	2½"	⅓ Size	Condiment Pan	**28-1592**
6 15/16 x 12¾	4"	⅓ Size	Condiment Pan	**78-934**
6 15/16 x 12¾	6"	⅓ Size	Condiment Pan	**78-936**
6 15/16 x 12¾	—	⅓ Size	Pan Lid (Flat)	**28-1589**
6 15/16 x 12¾	—	⅓ Size	Drain Shelf	**76-290**
6⅜ x 10¼	2½"	¼ Size	Condiment Pan	**28-1602**
6⅜ x 10¼	4"	¼ Size	Condiment Pan	**76-407**
6⅜ x 10¼	—	¼ Size	Pan Lid (Flat)	**28-1601**
6⅜ x 10¼	—	¼ Size	Pan Lid w/Handle	**28-1600**
6⅜ x 6⅞	4"	⅙ Size	Condiment Pan	**78-964**
6⅜ x 6⅞	6"	⅙ Size	Condiment Pan	**78-966**
6⅜ x 6⅞	—	⅙ Size	Pan Lid (Flat)	**28-1591**
6⅜ x 6⅞	—	⅙ Size	Pan Lid w/Handle	**78-960**
6⅜ x 6⅞	—	⅙ Size	Pan Lid w/Notch & Handle	**28-1542**
6⅜ x 6⅞	—	⅙ Size	Drain Shelf	**76-352**
6⅞ x 12⅝	2½"	⅓ Size	Dual-Handled Pan	**28-1407**
6¾ x 12½	2½"	⅓ Size	Single Handle Pan	**28-2425**



- -40° to 375° F
- For steam table use.
- Can go from cooler to oven.
- Ideal for microwave use.

½ Size



78-422, 78-424, 76-537, 78-420, 78-429, 78-888, 76-540, 78-920, 28-1624

⅓ Size

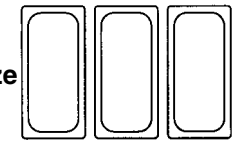

78-434, 78-436, 76-538, 78-430, 78-439, 28-1592, 78-934, 78-936, 28-1589, 76-290

¼ Size



78-442, 78-444, 76-539, 78-440, 78-449, 28-1602, 76-407, 28-1601, 28-1600

⅙ Size

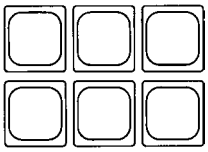

78-464, 78-523, 78-469, 78-964, 78-966, 28-1591, 78-960, 28-1542, 76-352

Section 8

PLUMBING & WASHROOM SUPPLIES

AllPoints® Foodservice Parts & Supplies

	PAGE
Beer Tap Faucet and Lock	289
Faucets & Fittings	
Encore	264-270
Fisher	284-287
Other	288
T&S	271-283
Tomlinson	291-293
Gauge Glass	293
Gauge Glass Cutter	293
Gauge Shield Assemblies & Parts	293
Grease Interceptors	
Dormont	298
Endura	299
Hand Dryer	324
Hoses & Parts	
Clamps, Marine Style Stainless Steel	323
Connectors/Disconnectors	322
Hoses – Sold Per Foot	323
Hoses, Swirl Water	322
Quick Disconnects	3222
Water/Steam Connectors	322
Ice Maker Kit – *Dormont*	323
Lever Wastes	294
Lever/Twist Waste Tool	295
Overflow Assembly Tubing	294-295
Overflow Tubes, Brass	296
Plumbing	300-302
Back Flow Preventers	300
Descalers	301
Hose Reel & Parts	300
Mesh Screen	302
Pipe Thread Tape	302
Pre-Filter Housing, Filters, & Gauge – 10"	302
Pressure Regulators	301
Shut-Off Valves	300
Temperature & Pressure Relief Valves	301
Vacuum Breakers & Kits	302
Water Hammer Arrestors	300
Water Pressure Reducing Valves	301
"Y" Strainers	302

	PAGE
Scrap Block, Solid Rubber	297
Sink Drains	296
Soap Dispensers	324
Splash Guard, Hand Sink Add-On	288
Strainers	297
Twist Wastes	294
Wall Brackets	265, 281, 283
Wall Hook	281
Waste Drains & Parts	294-295
Water Filter Heads & Cartridges	
3M Purification (Aqua-Pure/Cuno)	318-320
Everpure	303-311
Selecto	315-316
System IV	317
Watts	312-314
Water Test Kits & Test Strips	321

New 2014 Lead Free Rules

It is illegal to sell or install products that do not meet the requirements of the Reduction of Lead in Drinking Water Act.

A revised definition of "lead free" went into effect on January 4, 2014. The new lead limit has been lowered from 8.0% to 0.25% (0.2% for solder and flux).

For more information, visit http://water.epa.gov

1417(d) Definition of lead free: *Revises the lead content requirement from not more than 8% to not more than a weighted average of 0.25% lead when used with respect to the wetted surfaces of pipes, pipe fittings, plumbing fittings, and fixtures [1417(d)(1)(B)*

FAUCETS & FITTINGS — ENCORE

NOTE: All dimensions in inches

Encore®

- The Easiest, Most Economical Way to Replace Commercial Kitchen Faucets & Parts.
- Replaces most T&S and Chicago Faucet Parts.
- Low-Lead Plumbing – Meets All Current Federal & State Regulations.

NSF
Certified to NSF/ANSI 61, Section 9-G

Pre-Rinse Unit — Complete, Deck Mount

Complete Unit			
Description	**Replaces T&S #**	**Replaces Chicago #**	**Order Number**
Deck Mount Pre-Rinse Unit	B-0113-B	919	**56-1540**
Replacement Parts			
Description	**Replaces T&S #**	**Replaces Chicago #**	**Order Number**
Deck Mount Faucet	2824-40	—	**56-1564**
Riser — 18"	369-40	—	**26-5911**
Spring Body	821-40	—	**26-5914**
Chrome Spring	888-45	—	**26-5913**
Flex Hose — 44"	B-0044-H	—	**32-2156**
Pre-Rinse Spray Head	B-0107	80	**56-1543**
Finger Hook	2873-40	—	**26-5915**
Wall Bracket — 12"	B-0109-3	903Q	**26-5916**
Hold Down Ring	—	—	**26-5917**
Deck & Wall Mount Pre-Rinse Spindles			
Description	**Replaces T&S #**	**Replaces Chicago #**	**Order Number**
Cold	—	—	**51-1593**
Hot	—	—	**51-1594**

- 48" high
- 15" overhang
- 9" clearance
- 4" centers

56-1543

56-1540

Pre-Rinse Unit — Complete, Wall Mount

Complete Unit			
Description	**Replaces T&S #**	**Replaces Chicago #**	**Order Number**
Wall Mount Pre-Rinse Unit	B-0133-B	510GC	**56-1541**
Replacement Parts			
Description	**Replaces T&S #**	**Replaces Chicago #**	**Order Number**
Wall Mount Faucet	2832-40	—	**56-1565**
Riser — 18"	369-40	—	**26-5911**
Spring Body	821-40	—	**26-5914**
Chrome Spring	888-45	—	**26-5913**
Flex Hose — 44"	B-0044-H	—	**32-2156**
Pre-Rinse Spray Head	B-0107	80	**56-1543**
Finger Hook	2873-40	—	**26-5915**
Wall Bracket — 12"	B-0109-3	903Q	**26-5916**
Hold Down Ring	—	—	**26-5917**

- 34" high
- 15" overhang
- 8" centers

56-1543

56-1541

FAUCETS & FITTINGS — ENCORE (CONT.)

NOTE: All dimensions in inches

Pre-Rinse Add-on Faucet w/o Nozzle

Encore®

- Increases height of Pre-Rinse Unit 4½"
- Nozzles available (see Swing Nozzles on page 268)

Description	Replaces T&S #	Replaces Chicago #	Order Number
Add-on Faucet w/o Nozzle	B-0155-LN	G13A-56*	**56-1542**

*Sold by these manufacturers w/6" nozzle.

56-1542

For **Nozzles**
See **Swing Nozzles** Page 268

12" Wall Bracket

Description	Replaces T&S #	Replaces Chicago #	Order Number
Wall Bracket — 12" (Screws Included)	B-0109-3	903Q	**26-1293**

• Can be cut down to 2"

Miscellaneous Pre-Rinse Parts

Description	Replaces T&S #	Replaces Chicago #	Order Number
Pre-Rinse Hose — 44"	B-0044-H	—	**32-2156***
Pre-Rinse Hose — 60"	B-0060-H	—	**32-2157***
Hose Handle	2987-40	—	**22-4472***
Hose Handle Adapter	2584-25	—	**26-3179****
Spring Body	821-40	—	**26-5914**
Chrome Spring	888-45	—	**26-5913**
Riser — 7"	144X	—	**26-5909**
Riser — 12"	145X	—	**26-5910**
Riser — 18"	369-40	—	**26-5911**
Riser — 24"	372-40	—	**26-5912**
Finger Hook	2873-40	—	**26-5915**

*Must Purchase **26-3179** if using with Fisher products.
**Adapts Hose to Fisher Pre-Rinse Handle.

32-2156, 32-2157

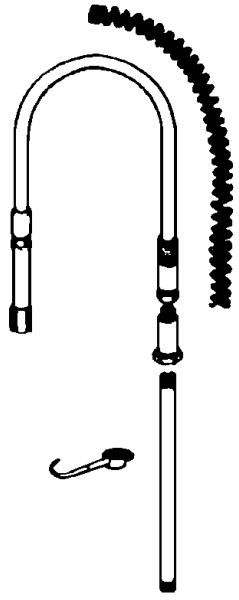

22-4472

26-3179

26-5914

26-5913

26-5909, 26-5910, 26-5911, 26-5912

26-5915

FAUCETS & FITTINGS — ENCORE (CONT.)

NOTE: All dimensions in inches

Pre-Rinse Spray Head

Encore®

Description	Replaces T&S #	Replaces Chicago #	Order Number
Pre-Rinse Spray Head	B-0107	80	**56-1543**
Pot Filler w/Handle	—	—	**26-5918**

56-1543

26-5918

Description	Order Number
Variable Spray Head – 3 Flow Patterns	**56-1563**

	15 Degree Fan	Straight Stream	25 Degree Fan
Application	Normal Rinse	Heavy Duty	Light Rinse
GPM	.59	.71	1.14
Time (seconds)	20	17	15
Water Consumed (gal)	.197	.201	.285

- Select from 3 low-flow spray patterns simply by rotating the bumper.
- 15 degree fan spray consumes less than .59gpm for most cleaning applications.
- Straight stream spray uses .71gpm for heavy duty cleaning.
- 25 degree fan spray for light rinsing consumes 1.14gpm.
- Low lead content.
- Reduces heat transfer to the hand; stays up to 30 degrees cooler than competitors' grips.

56-1563

Pre-Rinse Spray Head Parts

Description	Order Number
Bonnet Assembly	**51-1592**
Spray Face	**28-2321**
Spray Face Screw	**26-3477**
Squeeze Valve Handle	**22-4473**
Hold Down Ring	**26-5917**
Bumper Ring — Spray Valve	**28-2320**

51-1592

28-2321

26-3477

22-4473

28-2320

26-5917

Pre-Rinse Faucets

Note: These units will NOT accept nozzles; they are for Pre-Rinse units only.

Description	Order Number
Deck Mount Single Lever	**56-1116**
Deck Mount Faucet	**56-1564**
Wall Mount Faucet — 8"	**56-1565**
Spreader Unit Only For **56-1302**	**26-1721**
Gasket For **26-1721**	**32-1196**
Cold Spindle — Ceramic	**51-1593**
Hot Spindle — Ceramic	**51-1594**

56-1116

56-1564

56-1565

26-1721

32-1196

51-1593, 51-1594

Foot-Operated Valves

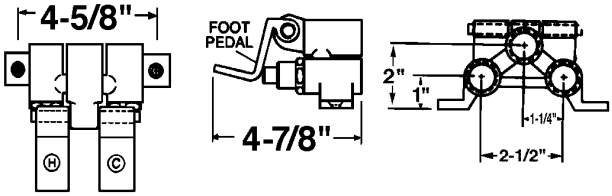

Order Number
56-1295

- ½" NPT In/Out
- Self closing valves
- Color indexed pedals

FAUCETS & FITTINGS — ENCORE (CONT.)

NOTE: All dimensions in inches

8" Wall Mount Faucets w/Nozzle

Encore®

Description	Swing Nozzle	Order Number
Heavy Duty	6"	**56-1544**
Heavy Duty	8"	**56-1551**
Heavy Duty	10"	**56-1555**
Heavy Duty	12"	**56-1545**
Heavy Duty	14"	**56-1548**
Heavy Duty	16"	**56-1553**
Economy	6"	**56-1546**
Economy	8"	**56-1554**
Economy	10"	**56-1552**
Economy	12"	**56-1550**
Economy	14"	**56-1549**
Economy	16"	**56-1547**

56-1544, 56-1551, 56-1555, 56-1545, 56-1548, 56-1553

56-1546, 56-1554, 56-1552, 56-1550, 56-1549, 56-1547

Chinese Wok Faucets



56-1289

Description	Replaces T&S #	Order Number
Chinese Wok Faucet	B-0575	**56-1289**

- 12" nozzle with aerator
- 3/8" NPT male inlet with 14" spout
- Turns on/off by swinging left/right
- For cold water only

56-1539

Description	Replaces T&S #	Order Number
Chinese Wok Faucet	B-0578-01	**56-1539**

- Includes 10" nozzle (26-5922)
- For installation between two woks
- 18" overall projection
- 1/2" NPT x 1" shank

DIPPERWELL ASSEMBLY & FAUCET

Dipperwell Assembly

Order Number
26-2336

- Fits 6" dia. opening
- Stainless steel inner/outer shell & drain
- 6 9/16" deep

Dipperwell Faucet

Order Number
56-1209

- 1/2" NPS inlet
- Includes 1/4" NPT male tailpiece

Order Number
56-1424

- Deck mounted, knob-type valve
- Chrome plated body
- 1/2" NPS inlet, 13/16" dia. shank 3" long – tailpiece bushing accommodates 1/4" OD tubing, 2 1/2" spout

FAUCETS & FITTINGS — ENCORE (CONT.)

NOTE: All dimensions in inches

Swing Nozzles & Wall-Mounted Faucets

Encore®

Description	Order Number
Swing Nozzle — 6"	**26-5919**
Swing Nozzle — 8"	**26-5923**
Swing Nozzle — 10"	**26-5922**
Swing Nozzle — 12"	**26-5920**
Swing Nozzle — 14"	**26-5924**
Swing Nozzle — 16"	**26-5927**

Description	Order Number
Double Joint Swing Nozzle — 12"	**26-5926**
Double Joint Swing Nozzle — 18"	**26-5921**
Double Joint Swing Nozzle — 24"	**26-5925**
Gooseneck — 3½" L x 7½" H	**26-2355***
Gooseneck — 6" L x 8½" H	**26-2356***
Gooseneck — 8½" L x 11" H	**26-2357***

*For **56-1556**, **56-1557**, **56-1544**, **56-1551**, **56-1555**, **56-1545**, **56-1548**, **56-1553**

6"

26-5919

8"

26-5923

10"

26-5922

12"

26-5920

14"

26-5924

16"

26-5927

12"

26-5926

18"

26-5921

24"

26-5925

26-2355 **26-2356** **26-2357**

Description	Replaces T&S #	Replaces Chicago #	Order Number
Heavy Duty Faucet	B-0230	540LD	**56-1556**
Economy Commercial Faucet	B-0230	540LD	**56-1557**
Economy Spindle Repair Kit (For **56-1557** – Includes both Hot and Cold Spindles, Levers and Replacement Seats)	—	—	**51-1597**

• 8" Centers


56-1556

56-1557

56-1597

Heavy Duty Faucet Spindles

Description	Replaces T&S #	Order Number
Cold Spindle — Ceramic	2713-40	**51-1593**
Hot Spindle — Ceramic	2714-40	**51-1594**

51-1593, 51-1594

Lever Handle Kit

Description	Replaces T&S #	Order Number
Lever Handle Kit	1636-45 1637-45	**22-4474**

22-4474

• Includes: 1 lever, 1 screw, 1 red button, 1 blue button.

FAUCETS & FITTINGS — ENCORE (CONT.)

NOTE: All dimensions in inches

Economy Faucets

(No Replacement Parts Available)

Encore®

Order Number
56-1560

- 4" centers
- Color-coded handles
- With 6" gooseneck nozzle
- ½" NPS male inlets

Order Number
56-1561

- Backsplash wall mounted
- 4" centers
- Color-coded handles
- With 6" gooseneck nozzle
- ½" NPS male inlets

Order Number
56-1562

- 4" centers
- Deck mounted
- With 6" nozzle
- ½" MPT

Order Number
56-1228

- Wall mounted
- 4" centers
- With 6" nozzle
- ½" MPT

Order Number
56-1229

- Wall mounted
- 4" centers
- With 10" nozzle
- ½" MPT

Deck Mounted Dual Control Valves

- 4" centers
- 12" spout
- ½" MPT

Order Number
56-1232

- 8" centers
- 12" spout
- ½" MPT

Order Number
56-1231

- 4" centers
- ½" FPT

Order Number
56-1558

- 8" centers
- ½" FPT

Order Number
56-1559

FAUCETS & FITTINGS — ENCORE (CONT.)

NOTE: All dimensions in inches

Glass Fillers

Encore®

Order Number
56-1077

- Deck mounted glass filler
- ½" NPS male inlet

Order Number
56-1079

- Wall mounted glass filler
- ½" NPS male inlet

Spout Adapters & Aerator

Description	Order Number
Adapt JF/Encore Swing Spout to T&S Faucets	**26-2358**
Stream Regulator Screen	**26-2359**
Spout Tip Aerator	**26-2360**
Swing Spout x 3/8" MPT	**26-2346**
Swing Spout x 3/8" FPT	**26-2347**
Swing Spout to Rigid	**26-5928**

26-2358

26-2359

26-2360

26-2346

26-2347

26-5928

Hose Adapters

Description	Order Number
¼" MPT x 7/8"-20 Hose Thread Adapts T&S or Encore Hose to ¼" MPT Adapts T&S or Encore Hose to Fisher Pre-Rinse	**26-2430**
3/8" MPT x 7/8"-20 Hose Thread Adapts T&S or Encore Hose to 3/8" MPT Adapts T&S or Encore Hose to Chicago Pre-Rinse	**26-2431**
½" MPT x 7/8"-20 Hose Thread Adapts T&S or Encore Hose to ½" MPT	**26-2432**

26-2430

26-2431

26-2432

FAUCETS & FITTINGS — T&S

NOTE: All dimensions in inches

Pantry Faucets — Deck Mounted

Description	T&S Number	Faucet Style	Order Number
Swivel Gooseneck 12" High From Deck	B-0301	Dual	**56-1137**
Swivel Gooseneck 12" High From Deck	B-0306	Single	**56-1138**
18" Swing Nozzle	B-0205	Single	**56-1140**

56-1137 **56-1138** **56-1140**

"Wok Wand" Chinese Range Faucets

Description	T&S Number	Inlet Size	Order Number
Wok Faucet, Automatic Off-On Control Actuated When Nozzle Swings to Right or Left, Chrome Plated	B-0575	3/8" FPT	**56-1127**
Wok Faucet, Automatic Off-On Control Actuated When Nozzle Swings to Right or Left, Chrome Plated	B-0576	3/8" MPT	**56-1128**
Wok Faucet, Automatic Off-On Control Actuated When Nozzle Swings to Right or Left, Chrome Plated	B-0577	1/2" MPT	**56-1129**

56-1127 **56-1128, 56-1129**

Bar-Sink & Workboard Faucets — Deck Mounted

Description	T&S Number	Order Number
6" Nozzle Length, 4" on Center	B-1110	**56-1065**
6" Nozzle Length, 8" on Center	B-1120	**56-1072**
12" Nozzle Length, 4" on Center	B-1113	**56-1067**
12" Nozzle Length, 8" on Center	B-1123	**56-1073**

56-1065 **56-1072** **56-1067** **56-1073**

Bar-Sink & Workboard Faucets — Wall Mounted

Description	T&S Number	Order Number
6" Nozzle Length, 4" on Center	B-1115	**56-1069**
12" Nozzle Length, 4" on Center	B-1118	**56-1070**

56-1069 **56-1070**

Workboard Faucet — Wall Mounted

Description	T&S Number	Order Number
12" Nozzle Length, 8" on Center	B-1128	**56-1075**

56-1075

FAUCETS & FITTINGS — T&S (CONT.)

NOTE: All dimensions in inches

Sink Faucet — Deck Mounted

Description	T&S Number	Order Number
6" Nozzle Length, 4" on Center	B-1110	**56-1065**
12" Nozzle Length, 4" on Center	B-1113	**56-1067**
12" Nozzle Length, 4" On Center, Heavy Duty Faucet	B-0225	**56-1118**
12" Nozzle Length, 8" On Center, Heavy Duty Faucet	B-0221	**56-1117**

56-1065

56-1067

56-1118

56-1117

Sink Faucet — Wall Mounted

Description	T&S Number	Order Number
6" Nozzle Length, 4" on Center	B-1115	**56-1069**
12" Nozzle Length, 4" on Center	B-1118	**56-1070**
12" Nozzle Length, 8" on Center, Heavy Duty Faucet	B-0231	**56-1119**
18" Nozzle Length, 8" on Center, Heavy Duty Faucet	B-0230	**56-1121**
Faucet Only — 8" on Center, Heavy Duty Faucet	B-0230-LN	**56-1371**

56-1069

56-1070

56-1119

56-1121

56-1371

Service Sink Faucets with Vacuum Breaker

Description	Inlet	Outlet	Spout Length	Order Number
With Support Bracket & Pail Hook	½" FPT	¾" Hose Thread	6½"	**56-1235**
With Pail Hook	½" FPT	¾" Hose Thread	2½"	**56-1236**

56-1235

56-1236

FAUCETS & FITTINGS — T&S (CONT.)

NOTE: All dimensions in inches

Deck-Mounted Faucets w/o Nozzles

T&S Number	Order Number
B-1110-LN	**56-1367**

4" Center

T&S Number	Order Number
B-1120-LN	**56-1363**

8" Center

Order Nozzle separately — see T&S Swing Nozzles on page 274.
Bronze body with removable seats. High luster chrome-plated brass escutcheon 10½" long x 2" wide

Wall-Mounted Faucets w/o Nozzles

T&S Number	Order Number
B-1105-LN	**56-1357**

3½" Center

T&S Number	Order Number
B-1115-LN	**56-1365**

4" Center

Note: Supply hook-ups for the B-1100 series are 1" long and ½" NPT male inlets.

T&S Number	Order Number
B-1125-LN	**56-1374**

8" Center

Order Nozzle separately — see T&S Swing Nozzles on page 274.
Bronze body with removable seats. High luster chrome-plated brass escutcheon 6½" long x 2" wide

Have a Question?

1-800-332-2500

(USA & Canada)

FAUCETS & FITTINGS — T&S (CONT.)

NOTE: All dimensions in inches

Swing Nozzles

Nozzle Type	Dimensions	Order Number
Swing	6" Long	**26-1175***
Swing	8" Long	**26-1717***
Swing	10" Long	**26-1715***
Swing	12" Long	**26-1177***
Swing	14" Long	**26-1719***
Swing	16" Long	**26-3491***
Swing	18" Long	**26-1179***
Double Joint	12" Long	**26-3490***
Double Joint	15" Long	**26-1180***
Double Joint	18" Long	**26-1181***
Double Joint	24" Long	**26-1183***
Gooseneck	5¾" Long x 8¾" High	**26-1184***
Gooseneck	8¾" Long x 11¾" High	**26-1186***

* Interchangeable with Dormont & T&S

26-1175, 26-1177

26-1717

26-1715, 26-1719, 26-1179

26-3491

26-1180, 26-1183, 26-3490

26-1181

26-1184

26-1186

New Style Repair Parts For Nozzles

Description	Order Number
O-Ring	**32-1429**
Nylon Washer	**32-1430**
Brown Washer — Set of 2	**32-1431**
Spout Repair Kit	**32-1432**

32-1429

32-1430

32-1431

32-1432

FAUCETS & FITTINGS — T&S (CONT.)

NOTE: All dimensions in inches

T&S Conversion Adapters

Description	T&S Number	Order Number
3/8" MPT x T&S Rigid Spout to Swing Nozzle Adaptor	B-0412	**26-1457**
T&S Swivel Outlet x 3/8" FPT	B-0413	**26-1458**
Gooseneck Coupling	B-0414	**26-3484**
T&S Male x 3/8" MPT	000545-25	**26-1919***
T&S Male x 3/8" FPT	054A	**26-1920***
T&S Male x 1/2" MPT	055A	**26-1921***
T&S Male x 1/2" FPT	056A	**26-1922***
T&S Male x 3/4" MPT	057A	**26-1923***
T&S Male x 3/4" FPT	058A	**26-1924***
T&S Male x Female Garden Hose	059A	**26-1925***
T&S Male x T&S Faucet Swivel Elbow	002862-40	**26-1497***
Adapter Spout Swivel to 3/8" Female Pipe	054X	**26-1722**
American to British Thread Converter 1/2" MPT x 1/2" BSPT	3746-20	**26-3487**
American to British Thread Converter 1/2" FPT Flange x 1/2" BSPT Flange	6848-40	**26-3502**
Hose Adaptor (Adapts to Fisher Pre-Rinse Units) T&S or Jet Force Hose to Fisher Handle	002584-25	**26-3498**

* T&S Male is Special 3/4"-14 Thread, Male End Fits Pre-Rinse Hose

26-1457

26-1458

26-3484

26-1919

26-1920

26-1921

26-1922

26-1923

26-1924

26-1925

26-1497

26-1722

26-3487

26-3502

26-3498

Complete Stem Assemblies For Heavy Duty Faucets

Externa Cartridge with Handle

Description	Replaces T&S Number	Order Number
Cold Assembly	002713-40	**51-1498**
Hot Assembly	002714-40	**51-1499**

51-1498, 51-1499

Glass Fillers & Components

Description	Replaces T&S Number	Order Number
Pedestal Style Filler, 1/2" IPS Male Shank	B-1210	**56-1076**
Wall Mounted Filler, 3/8" IPS Male Inlet	B-1205	**56-1078**
Blue Lexan Lever — Old Style	001145-45	**22-1024**
Blue Lexan Lever — New Style	015550-45	**22-1600**
Lever Screw	003199-45	**26-1169**
Lever Nut	000973-45	**26-1170**
Parts Kit — New Style Glass Filler	B01256	**51-1501**

56-1076

56-1078

22-1024

22-1600

26-1169

26-1170

51-1501

For **Old Style** and **New Style Push-Back Glass Filler Repair Kits**
See Page 278

FAUCETS & FITTINGS — T&S (CONT.)

NOTE: All dimensions in inches

Parts For Heavy Duty Faucets

For B-0200 Series Faucets

Description	Replaces T&S #	Order Number
Handle Screw	000922-45	**26-1498**
(Hot) Index Button	001661-45	**28-1050**
(Cold) Index Button	001660-45	**28-1051**
(Hot) Lever Handle	001637-45	**22-1076**
(Cold) Lever Handle	001636-45	**22-1077**
Packing	001098-45	**32-1170**
Brass Washer	009745-45	**26-2295**
O-Ring	001063-45	**32-1346**
Top Gasket	002601-45	**32-1169**
(Hot) Spindle	000811-25	**26-1505**
(Cold) Spindle	000812-25	**26-1508**
Seat Washer	001092-45	**32-1117**
Seat Screw	000933-45	**26-1188**
(Hot) Removable Insert	000788-20	**26-1506**
(Cold) Removable Insert	000789-20	**26-1507**
Bottom Gasket	001022-45	**32-1168**
Spring, Seat	001479-45	**26-2456**
Seat, Check Valve	003164-45	**32-1389**

Interchangeable with Old Style (CHG) Encore Parts.

26-1498

28-1050, 28-1051

22-1076, 22-1077

32-1170

26-2295

32-1346

32-1169

26-1505, 26-1508

32-1117

26-1188

26-1506, 26-1507

32-1168

26-2456

32-1389

Repair Kit For Early Style Heavy Duty Faucets

(B-0230, #56-1121), (B-0230LN, #56-1371), (B-0231, #56-1119) Faucets (Prior to 09-08-98)

• B-230 Faucet Repair Kit includes:

Description	Quantity	T&S Number
Seat, Removable	6	000761-20
Screw, Seat Washer	4	000933-45
Washer, Seat	22	001087-45
Spindle, RH Insert	1	000795-25
Spindle, LH Insert	1	000796-25
Washer, Brass	12	000976-45
Washer, Rubber	12	001042-45
Washer, S/S	12	002726-45
O-Ring, Diverter Stem	24	001075-46
Washer, Bonnet	12	009752-45
Bonnet	12	009750-25

Used on B-0230 spindles prior to Eterna barrel type assemblies

T&S Number	Order Number
B-5K	**26-3516**

New Style Eterna Faucet Repair Kit for Heavy Duty Faucets

Description	Quantity	T&S Number
Eterna Insert RH	1	000788-20
Eterna Insert LH	1	000789-20
Spindle Insert RH	1	000811-25
Spindle Insert LH	1	000812-25
Seat Washer Screw	6	000933-45
Bottom Gasket	12	001022-45
Top Gasket	12	002601-45
Washer, Seat	24	001092-45
Packing Seal	6	001098-45
Washer, Bonnet	6	009745-45
O-Ring	6	001063-45

T&S Number	Order Number
B-6K	**51-1082**

New Style Eterna Master Parts Kit For Heavy Duty Faucets

Description	Quantity	T&S Number
Nut	6	718-25
Insert Assembly RH	12	788-20
Insert Assembly LH	6	789-20
Spindle Insert RH	12	811-25
Spindle Insert LH	6	812-25
Lever Handle Screw	12	922-45
Seat Washer Screw	32	933-45
Top Gasket	25	2601-45
Swivel Nozzle O-Ring	25	1074-45
Washer Seat	32	1092-45
Packing	50	1098-45
Bottom Gasket	25	1022-45

T&S Number	Order Number
B-7K	**26-3486**

FAUCETS & FITTINGS — T&S (CONT.)

NOTE: All dimensions in inches

Complete Stem Assemblies For B-1100 Series Faucets

Description	Replaces T&S #	Order Number
Hot Assembly — Deck Mount	002710-40	**51-1008**
Cold Assembly — Deck Mount	002709-40	**51-1009**

51-1008, 51-1009

#51-1008
This Stem Assembly replaces both TSB002710-40 Hot Deck Mount & TSB009287-40 Cold Wall Mount. Rotation is the same, but only comes with Hot Button. If using for Cold Wall Mount Faucet, also need to order Blue Button **#28-1051**.

#51-1009
This Stem Assembly replaces both TSB002709-40 Cold Deck Mount & TSB009286-40 Hot Wall Mount. Rotation is the same, but only comes with Cold Button. If using for Hot Wall Mount Faucet, also need to order Red Button **#28-1050**.

Parts For B-1100 Series Work Board Faucets

Description	Replaces T&S #	Order Number
Handle Screw	000922-45	**26-1498**
(Hot) Index Button	001661-45	**28-1050**
(Cold) Index Button	001660-45	**28-1051**
(Hot) Lever Handle	001637-45	**22-1076**
(Cold) Lever Handle	001636-45	**22-1077**
Lever Handle Kit (Hot & Cold Buttons, 2 Handles, 2 Screws)	B-9K	**26-3480**
O-Ring (2 Required per Stem)	001075-45	**32-1072**
Washer	009752-45	**26-2296**
S/S Washer	002726-45	**26-1501**
Rubber Washer	001047-45	**32-1167**
Brass Washer	000986-45	**26-1502**
Spindle (Hot Deck, Cold Wall)	000800-25	**26-1500***
Spindle (Cold Deck, Hot Wall)	000801-25	**26-1503***
Seat Washer	001092-45	**32-1117**
Seat Screw	000933-45	**26-1188**
Removable Seat	000763-20	**26-1504**

*26-1500 is used for Hot (Left) Side on Deck Mounted Faucets and also used for Cold (Right) Side on Wall Mounted Faucets.
*26-1503 is used for Cold (Right) Side on Deck Mounted Faucets and also used for Hot (Left) Side on Wall Mounted Faucets.

26-1498 **28-1050, 28-1051** **22-1076, 22-1077**
26-3480 **32-1072** **26-2296**
26-1501 **32-1167** **26-1502**
26-1500, 26-1503 **32-1117** **26-1188** **26-1504**

B-1100 Series Faucet Repair Kit

Description	Quantity	T&S Number
Spindle RH	1	000800-25
Spindle LH	1	000801-25
Seat Screw	4	000933-45
Bonnet Washer	2	000986-45
S/S Bonnet Washer	2	002726-45
Bonnet Washer	2	001047-45
O-Ring	2	001074-45
Washer Seat	4	001092-45
Washer	4	009752-45
O-Ring	8	001075-45
Bonnet	4	009749-45

T&S Number	Order Number
B-20-K	**51-1084**

FAUCETS & FITTINGS — T&S (CONT.)

NOTE: All dimensions in inches

Push-Back Glass Filler (New Style)

- Wall-mounted ½" NPT male inlet.

T&S Number	Order Number
B-1205	**56-1078**

Push-Back Glass Filler with Pedestal (New Style)

- Unit has adjustable flange on shank
- Shank is 2" long with ½" NPT male inlet
- Base of flange to outlet is 8" (min)

T&S Number	Order Number
B-1210	**56-1076**

Push-Back Glass Filler Repair Kit (New Style)

Description	Quantity	T&S Number
Adjustable Outlet w/Hex Key	1	015588-40
Valve Assemble w/Valve Spring	1	015589-40
Lever Arm Repair Kit w/Screw and Nut	1	015550-45

T&S Number	Order Number
B-1256	**51-1501**

Push-Back Glass Filler Lexan Arm (New Style)

T&S Number	Order Number
015550-45	**22-1600**

Blue

Push-Back Glass Filler Repair Kit (Old Style)

Description	Quantity	T&S Number
SPRING	2	894-45
HANDLE SCREW	1	3199-45
HANDLE NUT	1	3198-45
BONNET WASHER	2	974-45
HEX CAP WASHER	2	1029-45
WASHER SEAT	2	1094-45
STEM PACKING	2	1100-45
LEVER ARM (**22-1024**)*	1	1145-45

* Available separately as **22-1024.**

T&S Number	Order Number
B-1255	**51-1085**

Push-Back Glass Filler Lexan Arm (Old Style)

Blue

T&S Number	Order Number
1145-45	**22-1024**

Have a Question?

1-800-332-2500

(USA & Canada)

FAUCETS & FITTINGS — T&S (CONT.)

NOTE: All dimensions in inches

Faucets with Swing Nozzle & Spray Unit

Description	T&S Number	Order Number
Adjustable 7¾" to 8¼" Wall Mount with 12" Swing Nozzle, 108" Long Hose	B-0175	**56-1112**

56-1112

Pre-Rinse Units

Description	T&S Number	Order Number
Deck Mount Dual Control Valve	B-0113	**56-1046***
8" on Center, Deck Mount Dual Control Valve	B-0123	**56-1056**
8" on Center, Wall Mount Dual Control Valve	B-0133	**56-1057**
Deck Mount Dual Control Valve	B-0111	**56-1060**

*Wall Mount Bracket not included

56-1046

56-1056

56-1057

56-1060

FAUCETS & FITTINGS — T&S (CONT.)

NOTE: All dimensions in inches

Pre-Rinse Units & Pantry Faucet Control Valves

Description	Replaces T&S #	Order Number
Deck Mount Dual Control Valve	002824-40	**56-1370**
Deck Mount Dual Control Valve (NS)	014207-40	**56-1364***
Spreader Unit Only For **56-1370**	002898-40	**26-1721**
Gasket Only For **26-1721**	—	**32-1196**
Supply Hoses For N/S Pre-Rinses	012534-45	**32-1477**
8" on Center Wall Mount Dual Control Valve	002832-40	**56-1372**
¼" Tailpiece For Swivel Nozzle	002826-40	**56-1113**
⅜" FPT Mixing Valve-Lever Handles	B-0513	**56-1132**
⅜" FPT Mixing Valve-Cross Handles	B-0512	**56-1258**
Pre-Rinse Add-on Faucet	B-0155-LN	**56-1366**
Shut-off Valve, ⅜" IPS Inlets	BRK-3	**52-1144**

*Accepts **32-1477** Hose Assembly

56-1370

56-1364

26-1721

32-1196

32-1477

56-1372

56-1113

56-1132

56-1258

56-1366

52-1144

Spindle Assemblies For Pre-Rinse Units

Description	T&S Number	Order Number
Cold Spindle Assembly	002711-40	**51-1013**
Hot Spindle Assembly	002712-40	**51-1015**
Ceramic ¼ Turn Cold Stem Assembly	011312-25	**51-1077**
Ceramic ¼ Turn Hot Stem Assembly	011312-25	**51-1078**

Assemblies Have Built-In Check Valves

51-1013, 51-1015

51-1077, 51-1078

FAUCETS & FITTINGS — T&S (CONT.)

NOTE: All dimensions in inches

Pre-Rinse Spray Valves

Description	T&S Number	Order Number
Standard Spray Valve (1.42 GPM)	B-0107	**56-1048**
Energy Saver Spray Valve (1.2 GPM)	B-0107-C	**56-1161**
Energy Saver Spray Valve with 35° Angle	B-0107-C35	**56-1362**

56-1048

56-1161

56-1362

Pre-Rinse Add-On Faucets

Description	T&S Number	Order Number
12" Swing Nozzle	B-0156	**56-1108**
18" Swing Nozzle	B-0157	**56-1111**

56-1108, 56-1111

Wall Brackets

Description	Replaces T&S Number	Order Number
Adjustable 2" to 12" Bracket	B-0109-03	**26-1293**
18" Bracket	B-0109-04	**26-3483**
24" Bracket	B-0109-05	**26-1294**

Brackets may be cut for exact fit.



26-1293



26-3483



26-1294

Wall Hook

Description	Order Number
Extended Wall Hook used to Hang the Hose & Spray Valve	**26-1714**

26-1714

FAUCETS & FITTINGS — T&S (CONT.)

NOTE: All dimensions in inches

Flexible Stainless Steel Pre-Rinse Hose Assemblies

Description	T&S Number	Order Number
20" Hose Assembly, 20" Length Including Handle	B-0020-H	**32-1116**
26" Hose Assembly, 26" Length Including Handle	B-0026-H	**32-1109**
44" Hose Assembly, 44" Length Including Handle	B-0044-H	**32-1111**
68" Hose Assembly, 68" Length Including Handle	B-0068-H	**32-1113**
84" Hose Assembly, 84" Length Including Handle	B-0084-H	**32-1228**
108" Hose Assembly, 108" Length Including Handle	B-0108-H	**32-1230**
Handle Only	002987-40	**22-1022**
44" Hose Assembly, 44" Synthetic Hose Including Handle	B-0044-RMS	**32-1806**

22-1022

32-1109, 32-1111, 32-1113, 32-1116, 32-1228, 32-1230

32-1806

Replacement Pre-Rinse Parts

Description	Replaces T&S Number	Order Number
Spring	000888-45	**26-3496**
Spring Body	000821-40	**26-3495**
6" Riser Tube	144X	**26-1165**
12" Riser Tube	145X	**26-1166**
18" Riser Tube	000369-40	**26-3494**
24" Riser Tube	000372-40	**26-3493**
32" Riser Tube	000376-40	**26-1296**
Finger Hook	002873-40	**26-3492**
Easy Install Kit – (Includes Bushing, O-Ring, Lock Washer & Loctite 222)	EZ-K	**26-5250**

26-3496

26-3495

26-1165, 26-1166, 26-3493, 26-3494, 26-1296

26-3492

26-5250

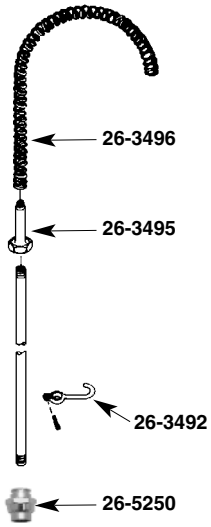

Parts For Pre-Rinse Spray Valves

Description	Replaces T&S Number	Order Number
Complete Bonnet Assembly	002856-40	**56-1373**
Complete Spray Head	002859-40	**28-1020**
Hold Down Ring	000907-45	**26-1725**
Squeeze Valve Handle	001120-45	**22-1020**
Handle Screw	003199-45	**26-1169**
Handle Nut	000973-45	**26-1170**
Hose Washer	001015-45	**32-1115**
New Style Rubber Ring	007861-45	**32-1335**
Spray Face	001121-45	**28-1647**
Spray Face Screw	000913-45	**26-1171**
Brush Attachment	BR-10	**26-3482**

56-1373

28-1020

26-1725

22-1020

26-1169

26-1170

32-1115

32-1335

28-1647

26-1171

26-3482

FAUCETS & FITTINGS — T&S (CONT.)

NOTE: All dimensions in inches

L-Tube For B-0131, B-111 & B-112 Pre-Rinse

Description	Replaces T&S Number	Order Number
12" L-Tube Assembly	002882-40	**26-1295**

26-1295

O-Ring For B-114 Nautilus Pre-Rinse Unit

Description	T&S Number	Order Number
O-Ring – 17 Required per Unit	001060-45	**32-1227**

32-1227

Spray Assembly & Pot Filler with Quick-Connect Heads

Description	Dimensions	T&S Number	Order Number
Flexible Stainless Steel Hose & Quick-Connect Spray Head	½" IPS Male Inlet 48" Overall Length	B-1410	**56-1054**
Flexible Stainless Steel Hose & Quick-Connect Hook Nozzle For Pot Filling	½" IPS Male Inlet 76" Overall Length	B-1413	**56-1055**

56-1054

56-1055

Pot & Kettle Fillers

Description	T&S Number	Order Number
Pot & Glass Filler	B-0102	**56-1061**
Pot Filler	B-0102-A	**56-1062**
Valve & Nozzle For **56-1061**	002866-40	**56-1063**
Valve & Nozzle For **56-1062**	002851-40	**56-1064**

Replacement for Dormont, (CHG) Encore & T&S

56-1061, 56-1062

56-1063

56-1064

Quick-Connect Components

Description	T&S Number	Order Number
Spray Quick-Connect	B-1421	**26-3160**
Hook Nozzle Quick-Connect	B-1424	**26-3161**

26-3160

26-3161

Spray Valve Repair Kit

Description	T&S Number	Order Number
Contains Parts to Repair Spray Valve	B-10K	**51-1079**

51-1079

FAUCETS & FITTINGS — FISHER

NOTE: All dimensions in inches

Deck Mounted Gooseneck Faucets

Description	Fisher Number	Order Number
Single Deck Faucet, 12" Swivel Spout	3015	**56-1093**
Single Deck Dual Control Faucet, 12" Swivel Spout	3115	**56-1094**

56-1093

56-1094

Deck Mounted Faucets

Description	Fisher Number	Order Number
4" on Center Faucet, 12" Spout	3513	**56-1099**
8" on Center Faucet, 12" Spout	3313	**56-1097**

56-1099

56-1097

Back Mounted Faucet

Description	Fisher Number	Order Number
4" on Center Wall Mount Faucet, 12" Spout	3613	**56-1100**

56-1100

Wall Mounted Faucets

Description	Fisher Number	Order Number
8" on Center Wall Mount Faucet, 12" Spout	13269	**56-1098**
8" Adjustable Wall Faucet, 6" Spout	3250	**56-1095**
8" Adjustable Wall Faucet, 12" Spout	3253	**56-1096**

56-1098

56-1095

56-1096

FAUCETS & FITTINGS — FISHER (CONT.)

NOTE: All dimensions in inches

Pre-Rinse Units

Description	Fisher Number	Order Number
Single Deck Dual Control Valve	2110	**56-1084**
8" Adjustable Wall Control Valve	2210	**56-1085**

56-1084

56-1085

FISHER MANUFACTURING COMPANY

Pre-Rinse Control Valves

Description	Fisher Number	Order Number
Single Deck Valve	12890	**56-1087**
Single Deck Dual Valve	13080	**56-1088**
8" Adjustable Wall Valve	2200-CV	**56-1089**
8" Deck Valve	2300	**56-1090**
4" Deck Valve	2500	**56-1091**

56-1087

56-1088

56-1089

56-1090

56-1091

Fisher Gooseneck Spouts

Description	Fisher Number	Order Number
12" Swivel Spout	3965	**26-1258**
12" Rigid Spout	3966	**26-1259**

26-1258

26-1259

Swing Spouts

Spout Length	Fisher Number	Order Number
6"	3960	**26-1319**
8"	3961	**26-1255**
10"	3962	**26-1256**
12"	3963	**26-1320**
14"	3964	**26-1257**

26-1255, 26-1256, 26-1257, 26-1319, 26-1320

Add-On Faucet

Description	Fisher Number	Order Number
6" Swing Nozzle	2901	**56-1086**

Other Spout Lengths Available.

56-1086

FAUCETS & FITTINGS — FISHER (CONT.)

NOTE: All dimensions in inches

Stem Assemblies For 2000, 3000 & 4000 Series

Description	Fisher Number	Order Number
R.H. Stem Assembly Kit	3000-0000	**51-1071**
L.H. Stem Assembly Kit	3000-0001	**51-1072**
R.H. Stem Assembly Kit with Check Valve	2000-0004	**51-1004**
L.H. Stem Assembly Kit with Check Valve	2000-0005	**51-1003**
Seat Washer Only	2000-5003	**32-1407**
Seat Washer Screw Only	1000-7502	**26-2550**

51-1071, 51-1072

51-1003, 51-1004

32-1407

26-2550

Master Repair Kit For Glass Fillers, Faucets & Spray Valves

Description	Fisher Number	Order Number
Contains: Seat Washers, Axle Screws, Springs, Bumpers, Seat Screws, Packing Washers, O-Rings, Handle Screws & Lift Pins.	11282	**51-1086**

51-1086

Glass Filler Parts

Description	Fisher Number	Order Number
Prong	1000-8100	**22-1134**
Axle Screw	1000-3416	**26-1799**

22-1134

26-1799

Pre-Rinse Spray Valve

Description	Fisher Number	Order Number
Ultra-Spray Energy-Saving Spray Valve	2949	**56-1092**

56-1092

Spray Valve Repair Kit

Description	Fisher Number	Order Number
Repair Kit	11355	**51-1083**

51-1083

FAUCETS & FITTINGS — FISHER (CONT.)

NOTE: All dimensions in inches

Spray Valve Parts

Description	Fisher Number	Order Number
Spray Head	2923	**26-1250**
Black Bumper For 2990 Valve	2949-9000	**28-1359**

26-1250

28-1359

Replacement Hose Assembly

Description	Fisher Number	Order Number
Hose Assembly – 44", includes Handle & Adapter for T&S Products	2918	**32-1130**
Hose Assembly – 68", includes Handle & Adapter for T&S Products	2918-68	**32-1131**

32-1130, 32-1131

Replacement Hoses Only

Description	Fisher Number	Order Number
Hose Length – 36"	2914	**32-1132**
Hose Length – 60"	2915	**32-1133**

32-1132, 32-1133

Replacement Insulated Hose Handle

Description	Fisher Number	Order Number
Hose Handle Length – 5½"	2913	**22-1508**

22-1508

Pre-Rinse Replacement Parts

Description	Fisher Number	Order Number
Spring	2924-6000	**26-1252**
Adapter	2926-3300	**26-1253**
21¾" Riser Pipe	2927-4300	**26-1254**
Wall Bracket — Adjustable 2¼" to 12"	2902-12	**26-1251**

26-1252

26-1254

26-1253

26-1251

FAUCETS & FITTINGS

NOTE: All dimensions in inches

M-70 Spray Valve

Description	Max. Temp. Rating	GPM	Weight	Order Number
Cast Brass Body with Heat Resistant Cover. Adjustable Spray. Garden Hose Fitting.	200° F	5-7	5 Lbs.	**56-1420**

56-1420

M-70 Mini Spray Valve

Description	Max. Temp. Rating	GPM	Weight	Order Number
Cast Brass Body with Heat Resistant Cover. Adjustable Spray. Garden Hose Fitting.	200° F	2.5-7	1.8 Lbs.	**56-1421**

56-1421

Heavy Duty Spray Nozzle

Description	Max. Temp. Rating	Fitting	Weight	Order Number
Cast Brass Body with Heat Resistant Cover. Adjustable Spray. Garden Hose Fitting.	200° F	GH	5 Lbs.	**26-5164**

26-5164

Pivot Pro Spray Head Swivel

Description	Order Number
Installs between Pre-Rinse Spray Head and Hose. Decreases Stress on Spray Hose and Head to Extend Life. Increases Cleaning Time up to 30%.	**26-4461**

26-4461

"Quick Wash" Hand Wash Faucet Control

Description	Order Number
Automatic, Self-Closing and Hands-Free Full on Position with Antimicrobial Coated Lever. Comes with Universal Adapters. For Use on Most Faucets.	**56-1252**

56-1252

½" Inlet Faucet Mounting Kits

Designed For Convenient, Simple Installation of Faucet Within the Standard Mounting Space

Description	Order Number
Wall Mount Installation Kit contains 2 of each: Nipples, Sweat Ells, Washers & Locknuts.	**26-1724**
Deck Mount Installation Kit contains 2 of each: Nipples, Washers & Locknuts.	**26-2361**

26-1724

26-2361

Faucet Washer Kit

Description	Order Number
Flat Washer Kit	**85-1118**

85-1118

Hand Sink Add-On Splash Guard

Description	Gauge	Order Number
15" x 12", ¼" Lip with 3 Mounting Holes on 5" Centers. Stainless Steel.	17	**26-5171**

26-5171

FAUCETS & FITTINGS (CONT.)

NOTE: All dimensions in inches

Beer Tap Lock

The Only Lock for Beer Taps

FEATURES/BENEFITS

- Prevent unauthorized dispensing

Order Number
26-4338

Beer Tap Faucet

FEATURES/BENEFITS

- Fits standard beer shank
- Polished chrome
- Handle must be ordered separately

Order Number
26-4337

Handle

Order Number
28-1796

EXACT FREIGHT COSTS UP-FRONT

NO MORE GUESSING.

AllPoints provides EXACT freight costs up-front allowing you to select the shipping option that best fits your needs and budget.

Call Today
800-332-2500

For Cooking Equipment, See our Hot Side Catalog

Featuring Replacement Parts, Supplies and Accessories for the following manufacturers:

Accutemp
Adamation
Adcraft
Advance Controls
Alto-Shaam
Amana
American Dish Service
American Metal Ware
American Range
Anets
APW (American Permanent Ware)
Aqua-Pure
Aquatrol
Arrow Hart
Asco
Atlas
Autofry/Motion Technologies
B K Industries
Bakers Pride
Bar Maid
Barnes And Jones
Baso
Bastian Blessing
Belleco
Berkel
Bevles
Biro
Bizerba
BKI (Barbeque King)
Black Rhino
Blakeslee
Blickman
Blodgett
Bloomfield
Brewmatic
Brite-Way
Broaster
Bunn
Buss
C Cretors
Cadco
Cambro
Canplas
Carter Hoffmann
CDN
Cecilware
Champion
Chromalox
Clark
Cleveland
CMA Dishmachines
Comark
Comstock Castle
Conbraco
Connerton
Cooper Wiring
Crathco
Crescor
Crown
Cuno
Curtis
Custom Deli Equipment
DCS
Dean
Delfield
Dormont
Duke
Dynamic Mixer
Eagle
Eagle/Metal Masters
Edlund
EGO
Electrolux
Ember Glo
Energy Mizer
Essex Stemco
Everpure
Falcon
Farberware
Fast
Federal Industries
Fenwal
Fetco
Fisher
Fisher Mfg
Flame Guard
Fluke
Franklin Chef
Frymaster
Fusion
FWE (Food Warming Equipment)
Garland
Glass Pro
Globe
Grindmaster
Groen
Hamilton Beach
Harper Wyman
Hartland Controls
Hatco
Hays
Henny Penny
Hickory
Hobart
Hollymatic
Holman
Honeywell
Hubbel
Imperial
Insinger
In-Sink-Erator
Intedge
Intek
Intermetro
Jackson
Jade Range
Jet Force
Jet Spray
Kason
Keating
Knight
Lang
Legion
Lincoln
Loctite
Magikitch'N
Marathon Heater
Market Forge
Marsal And Sons
Marshall Air
Maxitrol
Meiko
Merco
Middleby Marshall
Miroil
MKE
Montague
Moyer Diebel
Nemco
Nieco
Nu-Vu
Panasonic
Parker
Pelouze
Penn-Johnson
Perfect Fry
Pitco
Prince Castle
Randell
Rankin Delux
Rational
Research Products
Robertshaw
Robot Coupe
Rocky Mountain Cookware
Roll-A-Grill
Roundup
Royal Range
Salvajor
San Jamar
Savory
Scratch-B-Gone
Seco
Selecto
Server Products
Sheila Shine
Silver King
Southbend
Southern Pride
Star Metal
Star Mfg
Stera-Sheen
Stero
Sunne Controls
Super Systems
Super-Chef
T&S
Table Shox
Taylor
TEC
Toastmaster
Toastwell
Tomlinson
Traulsen
Tri-Star
Turbochef
UEI
Ultra-Serve
Univex
US Range
Vita-Mix
Vollrath
Vulcan Hart
Waring
Watts
Wells
West Bend
White Rodgers
Winston Products
Wittco
Wolf
Wyott

CALL 800-332-2500 TO REQUEST A HOT SIDE CATALOG

AllPoints® Foodservice Parts & Supplies

FAUCETS & FITTINGS (CONT.)

NOTE: All dimensions in inches

Faucets & Parts

Tomlinson

Description	Body Size	Order Number
Fits 3/8" Male NPS, 3/8" Female NPS White Faucet	Small	**56-1272**
Fits 3/8" Male NPS, 3/8" Female NPS Black Faucet	Small	**56-1273**
TouchGuard, White Small Upper Assembly For **56-1272**	Small	**51-1382**
TouchGuard, Blue Small Upper Assembly For **56-1273**	Small	**51-1383**
TouchGuard, Red Small Upper Assembly	Small	**51-1384**
Fits 1/2" Hole, 1/4" NPS Black Plastic Faucet	Small	**56-1152***
Fits 5/8" Hole, 5/8"-18 THD x 1 1/4" Long-Faucet with Washers & Nut	Small	**56-1264***
Fits 11/16" Hole, 3/8" NPT Small Black Plastic Faucet	Medium	**56-1164***
Fits 11/16" Hole, 3/8" NPT Black Plastic Faucet	Large	**56-1207***
Fits 3/4" Hole, 3/4"-16 THD Faucet with Washers & Plastic Nut	Small	**56-1265***
Fits 7/8"-14 External Bushing, 7/8"-14 NF Plastic Faucet with Wingnut & Gasket	Large	**56-1165**
Fits 13/16" OD Size is 1/2"-14, Faucet Assembly	Large	**56-1193**
Washer For 3/8" NPS Faucet	—	**32-1085**
Aluminum Nut For 3/8" NPS Faucet	—	**26-1027**

* Includes Nut & Washer

56-1272

56-1273

51-1382, 51-1383

51-1384

56-1152

56-1264

56-1164

56-1207

56-1265

56-1193

56-1165

32-1085

26-1027

Self Closing Faucets

Description	Hand Style	Order Number
3/4", Chrome Plated Brass with Cleanout	Black Handle	**56-1025**
3/4", Chrome Plated Brass No Cleanout	Black Handle	**56-1196**
3/4", Black Plastic	Black Handle	**56-1163**
3/4", Chrome Plated Brass with Cleanout	"Water" Red Handle	**56-1154**

56-1025

56-1196

56-1163

56-1154

1/2" Union Shank Parts

Description	Order Number
5/8" Gauge Glass Packing Nut	**26-1024**
5/8" Brass Washer	**32-1067**
5/8" Gauge Glass Washer, Rubber	**32-1079**
Union Nut to Faucet	**26-1025**
"C" Ring	**26-1026**
Shank Washer For 1/2" NPS	**32-1084**

26-1024

32-1067

32-1079

26-1025

26-1026

32-1084

1/2" Union Shank & Fittings

(Chrome Plated Brass For 5/8" Gauge Glass)

Description	Order Number
Union Nut Hex Shank	**26-1017**
Shank No Gauge Base	**26-1943***

*1/8" FPT Hole for Sight Glass Assembly

26-1017

26-1943

FAUCETS & FITTINGS (CONT.)

NOTE: All dimensions in inches

S-Series Faucet Parts

Tomlinson

Description	Order Number
Black Handle, Old Style-Pinned Faucet	22-1001
Red Handle, Old Style-Pinned Faucet	22-1090
Pin, Old Style Pinned Faucet	26-1020
Stem, Old Style-Hole For Handle	28-1082
Black Handle, New Style-Pins Part of Handle	22-1113
Red Handle, New Style-Pins Part of Handle	22-1114
Stem, New-Style Slots For Handle	28-1083
Chrome Bonnet, Old & New Style Faucets	26-1740
Plastic Bonnet, Has Threaded Metal Insert	28-1349
Plastic Bonnet, Old & New Style Faucets	28-1084
Spring, Old & New Style Faucets	26-1019
Seat Cup, Old & New Style Faucets	32-1080
Upper Assembly, Includes: Handle, Plastic Bonnet w/Brass Insert, Spring, Stem, Seat Cup	51-1097*
Upper Assembly, Includes: Handle, Plastic Bonnet, Spring, Stem, Seat Cup	51-1213*
Upper Assembly with Chromed Brass Bonnet (Old Style)	51-1389
Repair Kit — Old Style, Includes: Seat Cup, Spring, Stem, Pin	51-1088
Repair Kit — New Style, Includes: Seat Cup, Spring, Stem	51-1089
Cleanout Cap with Washer	26-3140

*__51-1097__ is for use on Metal Base Faucets. *__51-1213__ is for use on Plastic Base Faucets

22-1001

22-1090

26-1020

28-1082

22-1113

22-1114

28-1083

26-1740

28-1349

28-1084

26-1019

32-1080

51-1097

51-1213

51-1389

51-1088

51-1089

26-3140

Seat Cups

Diameter of Top	Order Number
Small 13/16"	32-1201
Medium 15/16"	32-1202
Large 1 3/16"	32-1080

32-1201

32-1202

32-1080

FAUCETS & FITTINGS (CONT.)

NOTE: All dimensions in inches

Gauge Shield Parts

Tomlinson

Description	Order Number
Shield Cap w/Vent	**26-1021**
Shield Cap Washer, Thin	**32-1081**
Shield Cap Washer, STD	**32-1082**
Shield Base Washer,	**32-1083**
Shield Base, 1/8"	**26-1022**
Shield Brace, Aluminum	**26-1023**
Shield Brace, Black Plastic	**28-1000**

26-1021

32-1081

32-1082

32-1083

26-1022

26-1023

28-1000

5/8" Gauge Glass

Description	Order Number
8" Stock Length	**85-1155**
12" Stock Length	**32-1075**
18" Stock Length	**32-1076**
24" Stock Length	**32-1077**
36" Stock Length	**32-1078**

32-1075, 32-1076, 32-1077, 32-1078, 85-1155

1/2" Gauge Glass

Description	Order Number
12" Stock Length	**32-1073**
18" Stock Length	**32-1074**

32-1073, 32-1074

Quarter Turn Gauge Glass Cutter

• Cut gauge glass fast, easy & safe.

Description	Order Number
Glass Cutter	**72-1001**

72-1001

Replacement Wheel

Order Number
72-1002

Gauge Shield Assemblies

Consist of: Shield Cap • Cap Washer • 5/8" Glass • Aluminum Shield • Base Washer • 1/8" NPT Shield Base

Description	Order Number
8" Gauge Shield Assembly	**26-1133**
9" Gauge Shield Assembly	**26-1134**
9½" Gauge Shield Assembly	**26-1135**
10¾" Gauge Shield Assembly	**26-1136**
13" Gauge Shield Assembly	**26-3139**
14½" Gauge Shield Assembly	**26-1137**

Overall Length is approximately 3/8" larger than size listed

26-1133, 26-1134, 26-1135,
26-1136, 26-1137, 26-3139

WASTE DRAINS & PARTS

NOTE: All dimensions in inches

Lever Wastes

Sink Opening	Drain Outlet	Order Number
3"	1½" NPS	**56-1042**
3"	2" NPS	**56-1044**
3½"	1½" NPS	**56-1043**
3½"	2" NPS	**56-1045**
3½"	With Adapter for 1½" or 2" NPS	**26-3191**

56-1042, 56-1044, 56-1043, 56-1045, 26-3191

Lever Wastes

with 1¼" Overflow Outlet

Sink Opening	Drain Outlet	Order Number
3"	1½" NPS	**56-1172**
3"	2" NPS	**56-1173**
3½"	1½" NPS	**56-1174**
3½"	2" NPS	**56-1175**
3½"	With Adapter for 1½" or 2" NPS	**56-1376**

Overflow Tube **26-3746**

56-1172, 56-1173, 56-1174, 56-1175, 56-1376

Twist Wastes

Sink Opening	Drain Outlet	Order Number
3"	1½" NPS	**56-1176**
3"	2" NPS	**56-1177**
3½"	1½" NPS	**56-1178**
3½"	2" NPS	**56-1179**
3½"	With Adapter for 1½" or 2" NPS	**26-3190**

56-1176, 56-1177, 56-1178, 56-1179, 26-3190

Twist Wastes

with 1¼" Overflow Outlet

Sink Opening	Drain Outlet	Order Number
3"	1½" NPS	**56-1180**
3"	2" NPS	**56-1181**
3½"	1½" NPS	**56-1182**
3½"	2" NPS	**56-1179**

Overflow Tube **26-3746**

56-1180, 56-1181, 56-1182, 56-1179

Overflow Assembly 1¼" Tubing

- For both 3" and 3½" sink openings
- Works with all AllPoints drains with overflow outlet and most other brands

Order Number
26-3746

WASTE DRAIN PARTS (CONT.)

NOTE: All dimensions in inches

Waste Repair Kit

Order Number
51-1090

- **For 3" or 3½" sink openings**
- **Repairs most brands of waste drains.**

Lever/Twist Waste Tool

Order Number
72-1140

- **Heavy-duty.**
- **For removing and installing lever and twist wastes with 2¾" or 3⅛" slots.**
- **For both 3" and 3½" sink openings.**

Lock Strainer in Place With Vandal Resistant Screw

Order Number	Order Number
26-2742	**26-2743**
3" Strainer Lock	**3½" Strainer Lock**

Overflow Assembly 1¼" Tubing

Order Number
26-3746

- **For both 3" and 3½" sink openings.**
- **Works with all AllPoints drains with overflow outlet and most other brands.**

Waste Drain Parts

(See previous page for complete units)

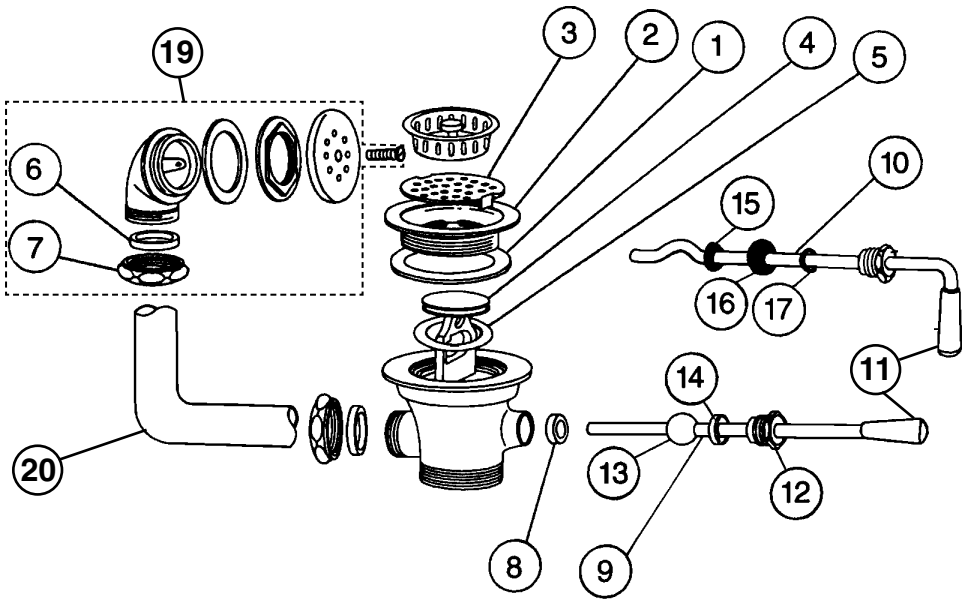

Description	For Sink Opening	Figure Number	Order Number
Head Gasket	3"	1	**32-1153**
Head Gasket	3½"	1	**32-1154**
Face Flange — Stainless Steel	3"	2	**26-3737**
Face Flange — Stainless Steel	3½"	2	**26-3736**
Flat Strainer — Stainless Steel	3"	3	**26-1441**
Flat Strainer — Stainless Steel	3½"	3	**26-1442**
Flange with Flat Strainer &Washer	3"	—	**26-1831**
Flange with Flat Strainer &Washer	3½"	—	**26-1832**
Stopper	3" & 3½"	4	**32-1214**
Stopper O-Ring — Neoprene	3" & 3½"	5	**32-1155**
Slip Joint Washer	3" & 3½"	6	**28-1597**
Slip Joint Locknut	3" & 3½"	7	**26-3735**
Body Bushing	3" & 3½"	8	**28-1090**
Lever Handle Assembly	3" & 3½"	9	**22-1136**
Twist Handle Assembly	3" & 3½"	10	**22-1137**
Knob	3" & 3½"	11	**22-1581**
Brass Packing Nut (For Lever Handle)	3" & 3½"	12	**26-3734**
Brass Ball	3" & 3½"	13	**26-3733**
Packing Nut Bushing	3" & 3½"	14	**28-1091**
E-Ring	3" & 3½"	15	**26-3732**
Washer	3" & 3½"	16	**28-1603**
Rubber O-Ring	3" & 3½"	17	**32-1301**
Overflow Head For 1¼" Tubing	3" & 3½"	19	**26-1834**
Elbow Only — 1¼" Tubing	3" & 3½"	20	**26-3664**

SINK DRAINS & STRAINERS

NOTE: All dimensions in inches

Brass Overflow Tubes

Description	Order Number
9½" Long, for 1⅛" Drain Opening	**26-4040**
12" Long, for 1¾" Drain Opening	**26-3192**

26-4040



26-3192

Stainless Steel Sink Drains

Description	Order Number
For 1⅞" to 2" Opening, 2¾" Face Flange	**11-327**
Sink Drain Assembly for 3½" Opening	**32-1621**
Universal SS Basket Strainer, Fits **32-1621**	**32-1215**

11-327

32-1621

32-1215

Sink Drains With Washer & Locknut

Description	Size	Flange Dia.	Length	Sink Opening Dia.	Order Number
Brass	1" NPS	2"	1½"	1⅜"	**56-1210**
Nickel Plated Brass	1" NPS	2"	1½"	1⅜"	**56-1211**
Brass	1" NPS	2"	3¼"	1⅜"	**56-1212**
Nickel Plated Brass	1" NPS	2"	3¼"	1⅜"	**56-1213**
Brass	1" NPS	2"	4"	1⅜"	**56-1214**
Nickel Plated Brass	1" NPS	2"	4"	1⅜"	**56-1215**
Brass	1½" NPS	3"	1½"	2"	**56-1216**
Nickel Plated Brass	1½" NPS	3"	1½"	2"	**56-1217**
Brass	1½" NPS	3"	3"	2"	**56-1218**
Nickel Plated Brass	1½" NPS	3"	3"	2"	**56-1219**

56-1210

56-1211

56-1212, 56-1214, 56-1215

56-1213

56-1216, 56-1217

56-1218, 56-1219

Drain Components

Description	Drain Size	Order Number
Rubber Washer	1"	**32-1366**
Rubber Washer	1½"	**32-1248**
Zinc Locknut	1"	**26-2337**
Zinc Locknut	1½"	**26-2338**
Nickel Plated Brass Stopper	1"	**11-348**
Nickel Plated Brass Stopper	1½"	**11-349**

32-1248, 32-1366

26-2337, 26-2338

11-348, 11-349

SINK DRAINS & STRAINERS (CONT.)

NOTE: All dimensions in inches

Drop In Floor Strainers

- White plastic
- Removable
- Fits most floor drains

Description	Order Number
6½" x 6½" x 2½" High	**32-1422***
8½" x 8½" x 2½" High	**32-1391***
11¾" Top Flange x 8½" Basket Width	**32-1392***
3¾" Top – 3" Dia. Under Rim (Black)	**32-1444**

***32-1391** has ⅛" Holes
***32-1392** & **32-1422** has 3⁄16" Holes

32-1422, 32-1391

32-1392

32-1444

Disposal Strainer

Description	Order Number
Fits 18" Cone, Black Plastic	**32-1445**

32-1445

Solid Rubber Scrap Blocks

Description	Order Number
Standard Scrap Block, 5¾" Dia. Bottom, 6⅝" Dia. Top	**32-1102**
Funnel Shaped Scrap Block, 5¾" Dia. Bottom, 8¾" Dia. Top	**32-1241**

32-1102

32-1241

Fast Shipments for FASTER REPAIRS

All Orders received by 6:45 pm EST ***ship the same day****

For additional shipping information, see page ii of this catalog.

*Subject to inventory availability. U.S. Only.

GREASE INTERCEPTORS

NOTE: All dimensions in inches

Grease Interceptors

Dormont

Grease Interceptors are sized according to the rate of incoming flow, in gallons per minute (GPM); associated with the incoming flow rate is an interceptor's capacity. The rated capacity, in lbs., is listed at twice the flow rate, in GPM. For example, a 20 GPM interceptor has a rated capacity of 40 lbs.

Flow Rate GPM	Grease Capacity Lbs	Inlet & Outlet	Length	Width	Height	Order Number
20	40	3"	24"	15¾"	15"	**76-1024**
25	50	3"	26"	16½"	16½"	**76-1025**
35	70	3"	30"	18"	19"	**76-1026**
50	100	4"	32"	22"	21½"	**76-1027**

Grease Interceptors are shipped direct from the manufacturer

76-1024, 76-1025, 76-1026, 76-1027

Typical Configuration

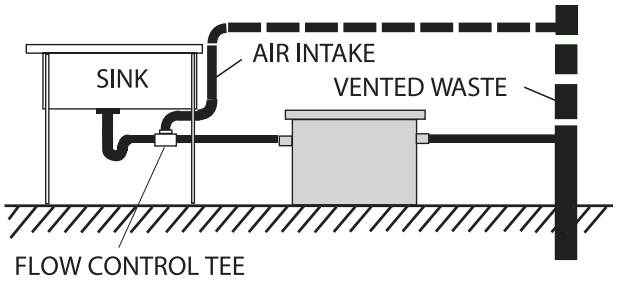

ON FLOOR

GENERAL PROCEDURE:

TO DETERMINE THE FLOW RATE OF EACH SINK:

1. Calculate the capacity of the sink in cubic inches:
   _____ (LENGTH) X _____ (WIDTH) X _____ (DEPTH)= _____ CU. IN.
2. Convert the capacity from cubic inches to gallons per minute (GPM): _____**CU. IN. ÷ 231= _____ GPM**
3. Adjust for displacement: _____ **GPM X 0.75 = _____ GPM.**
4. **Result is the flow rate required to drain the sink in one minute.***

   ***Note:** If drain down time is not critical, an interceptor with a lesser flow rate, up to half the calculated flow rate may be specified.

EXAMPLE:
Three compartment pot sink, each one 12" x 12" x 15"
1. 12" x 12" x 15" = 2160 CU. IN. x 3 COMPARTMENTS = 6480 CU. IN.
2. 6480 CU. IN ÷ 231 = 28 GPM
3. 28 GPM x 0.75 = 21 GPM.
A 20GPM. interceptor would permit the sink to drain in slightly more than one minute.
Discharge from spray hoods is determined by the flow rate of the hood.

SIZING FOR MULTIPLE FIXTURES:

1. Determine the flow rate for each fixture to be serviced by the interceptor:
2. Add together 100% of the largest flow rate, 50% of the second largest, and 25% of all others.
3. **Result is the recommended flow rate of the interceptor.**

EXAMPLE:

1. Fixture A: 35 GPM. Flow Rate
   Fixture B: 26 GPM. Flow Rate
   Fixture C: 18 GPM. Flow Rate
   Fixture D: 12 GPM. Flow Rate

2. 35 GPM. (A) x 100% = 35 GPM.
   26 GPM. (B) x 50% = 12 GPM.
   30 GPM. (C + D) x 25% = 7.5 GPM.
   Total Flow Rate = 55.5 GPM.

A 50 GPM. interceptor is recommended for this installation.

GREASE INTERCEPTORS (CONT.)

NOTE: All dimensions in inches

ENDURA Grease Interceptors

canplas endura GREASE MANAGEMENT

Flow Rate	Size (Lbs.)	Connection Size	Order Number
15 GPM	30 Lbs.	2"	**76-1253**
20 GPM	40 Lbs.	2"	**76-1255**
25 GPM (Low Profile, 11" High)	50 Lbs.	2"	**76-1269**
25 GPM	50 Lbs.	3"	**76-1257**
35 GPM	70 Lbs.	3"	**76-1259**
50 GPM	100 Lbs.	3"	**76-1268**

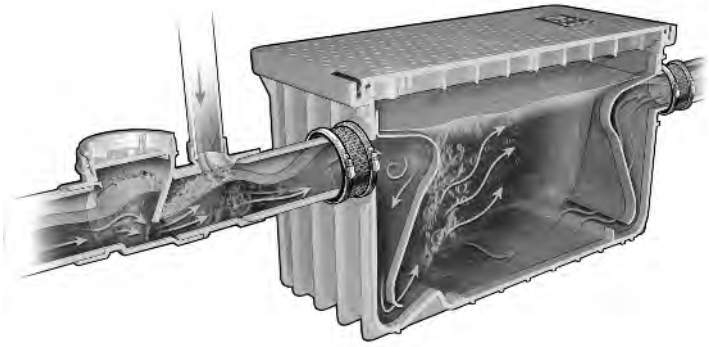

ENDURA® GREASE INTERCEPTORS with Spigot or Threaded Format Flow Control Fittings include Spigot or Threaded Flow Control Fitting w/Cleanout and Air Intake. SFCD required for states of MA, AK, City of San Francisco and City of New York.

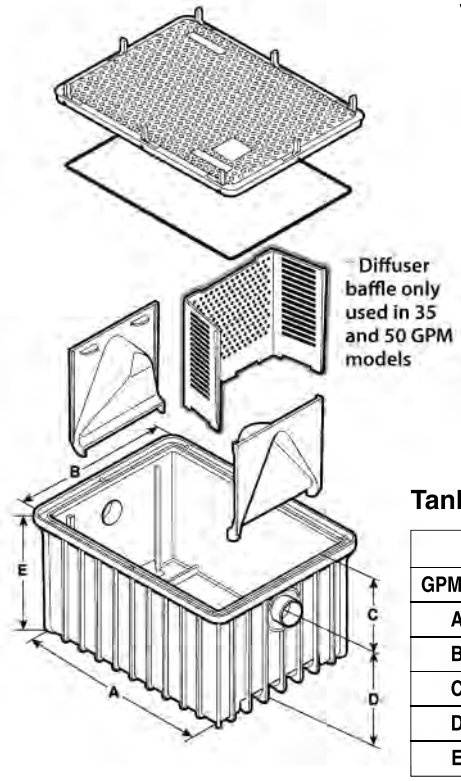

- EZ-Open Latching Lid, Flow Control Device, Compact, Durable Molded One Piece Tank Eliminates Leaking.
- Can be Installed In-Floor, On-Floor, or Semi-Recessed.

ASME A112.14.3

Tank Dimensions

	76-1253	76-1255	76-1269	76-1257	76-1259	76-1268
GPM/lbs	15/30	20/40	25/50 LO	25/50	35/70	50/100
A	14.5" (368mm)	23.6" (600mm)	31.0" (787mm)	23.6" (600mm)	31.0" (787mm)	31.0" (787mm)
B	17.5" (444mm)	17.5" (444mm)	23.5" (597mm)	17.5" (444mm)	23.5" (597mm)	23.5" (597mm)
C	3.5" (89mm)	3.5" (89mm)	4" (102mm)	4.1" (104mm)	5.0" (127mm)	5.0" (127mm)
D	12.8" (325mm)	12.8" (325mm)	7" (178mm)	12.2" (310mm)	12.5" (318mm)	18.5" (469.9 mm)
E	16.3" (414mm)	16.3" (414mm)	11" (279mm)	16.3" (414mm)	17.5" (444mm)	23.5" (596.9 mm)

PLUMBING

NOTE: All dimensions in inches

Model 9D Back Flow Preventers

Size	Order Number
½" Union	**56-1149**
¾" Union	**56-1150**

56-1149, 56-1150

Back Flow Preventers

Manufacturer	Inlet Size	Watts Number	Order Number
T&S	⅜" MPT x FPT	NLF9	**56-1130***
Encore	⅜" FPT x FPT	N9C	**56-1131****
Watts	¾" Hose M_X_F	N9CD (Brass)	**56-1267**

*56-1130 is for lab use not for continuous use.
**56-1131 is for continuous pressure.

56-1130, 56-1131

56-1267

Shut-Off Valves

Threaded Ends	Order Number
⅜" FPT	**56-1035**
½" FPT	**56-1036**
¾" FPT	**56-1037**
1" FPT	**56-1038**
1¼" FPT	**56-1039**

- For temperatures -50° F to +500° F.
- For pressures to 400 P.S.I. water, oil or gas
- For pressures to 150 P.S.I. saturated steam

Solder Ends	Order Number
½" ODF	**56-1040**
¾" ODF	**56-1041**

56-1035, 56-1036, 56-1037, 56-1038, 56-1039, 56-1040, 56-1041

Water Hammer Arrestors

Size	Order Number
½"	**56-1123**
¾"	**56-1124**

56-1123

56-1124

Hose Reel & Parts

Description	Order Number
Enclosed Hose Reel Assembly, 35 Ft.	**56-1162**
Open Hose Reel Assembly, 35 Ft.	**56-1279**
35" Hose Assembly	**32-1197**
Handle For Hose ⅜" Female	**22-1109**
Repair Coupling For Hose	**26-1723**
Bumper Stop For Hose	**28-1079**
Water Gun	**56-1280***

***56-1280** Comes with Quick Disconnect, ½" & ⅜" Adapters

56-1162

56-1279

32-1197

22-1109

26-1723

28-1079

56-1280

PLUMBING (CONT.)

NOTE: All dimensions in inches

Watts Water Pressure Reducing Valve

Description	Size	Width	Max. Pressure	Type	Order Number
Adjustable Reduced Pressure Range 25-75 Lbs.	3/4"	4 1/4"	250 Lbs.	N250B	**56-1221**

56-1221

Watts Water Pressure Reducing Valves

Description	Size	Width	Max. Pressure	Type	Order Number
For Hot Water with By-Pass 10-35 Lbs. Reduced Range	1/2"	5 1/2"	100 Lbs.	25AUB	**56-1155**
For Hot Water with By-Pass 10-35 Lbs. Reduced Range	3/4"	5 1/2"	100 Lbs.	25AUB	**56-1156**
For Hot Water with By-Pass 10-35 Lbs. Reduced Range	1/2"	5 3/4"	200 Lbs.	U5BLP	**56-1027**
For Hot Water with By-Pass 10-35 Lbs. Reduced Range	3/4"	6 3/8"	200 Lbs.	U5BLP	**56-1028**

56-1155, 56-1156

56-1027

56-1028

Watts Model 26A Pressure Regulators

Max 300 PSI, Max Temp 140° F

Size	Reduced Pressure Range	Order Number
1/4"	3-50 PSI	**56-1143**
1/4"	10-125 PSI	**56-1144**
3/8"	3-50 PSI	**56-1145**
3/8"	10-125 PSI	**56-1146**
1/2"	3-50 PSI	**56-1147**
1/2"	10-125 PSI	**56-1148**

56-1143, 56-1144, 56-1145, 56-1147, 56-1148

56-1146

Watts Temperature & Pressure Relief Valves

Type	Rating	Male Inlet	Female Outlet	Stem Length	Order Number
40L	125 PSI-210°F	3/4"	3/4"	3"	**56-1030**
40L	150 PSI-210°F	3/4"	3/4"	3"	**56-1031**
40XL	125 PSI-210°F	3/4"	3/4"	5"	**56-1080**
40XL	150 PSI-210°F	3/4"	3/4"	5"	**56-1081**
100XL	150 PSI-210°F	3/4"	3/4"	4"	**56-1266**

56-1030, 56-1031, 56-1080, 56-1081

56-1266

Descalers

Description	Order Number
CATHODIC DESCALER (Corrosion Resistor), Standard of Quality is the Finest Available	**26-1003**
BOILER TANK CLEANER, 4 Gal/Cs., Removes Calcium Deposits. Haz Mat Item. For Local Pickup Only. Cannot be shipped.	**85-1106**
QUICKCLEAN POWDER DESCALER, 2.2 Lbs., FDA Approved. All Natural Ingredients: Activated Citric Acid. Use on Coffee Units, Steamers, Dishwashers and Market Forge Boilers. Deliming Tips: Use 1 ea. 2.2 Lbs. Package for most Counter Top Units. Use 4 ea. 2.2 Lbs. Package for most Boilers	**85-1065**

26-1003

85-1106

85-1065

PLUMBING (CONT.)

NOTE: All dimensions in inches

Plastic "Y" Strainers

Description	Size	Order Number
100 Screen Mesh "Y" Strainer	¼"	**56-1001**
100 Screen Mesh "Y" Strainer	⅜"	**56-1002**

56-1001, 56-1002

80 Mesh Screen Only

Order Number
26-1795
For ⅜" "Y" Strainer

Order Number
26-1915
For ¾" "Y" Strainer

Watts Chrome Vacuum Breakers & Kits

Pipe Size	Repair Kit	Order Number
⅜"	**51-1098**	**56-1032**
½"	**51-1099**	**56-1033**
¾"	**51-1100**	**56-1034**

56-1032, 56-1033, 56-1034

T&S Chrome Vacuum Breakers

Description	Size	Order Number
Vacuum Breaker	⅜"	**56-1281**
Vacuum Breaker	½"	**56-1282**

56-1281, 56-1282

Conbraco Brass "Y" Strainers

Description	Size	Order Number
80 Screen Mesh "Y" Strainer	⅜"	**56-1186**
80 Screen Mesh "Y" Strainer	½"	**56-1187**
80 Screen Mesh "Y" Strainer	¾"	**56-1188**

56-1186

56-1187, 56-1188

Pipe Thread Tape

Description	Size	Order Number
260" Pipe Tape (Yellow)	½"	**85-1131****
260" Pipe Tape	½"	**85-1090**
520" Pipe Tape	½"	**85-1109**
260" Pipe Tape	½"	**85-1130***

***85-1130** is full density (Pink) Plumbers Tape & is three times heavier than common tape
****85-1131** is two times heavier than standard tape.

85-1090, 85-1109, 85-1130, 85-1131

Conbraco Chrome Vacuum Breakers & Kits

Pipe Size	Model	Repair Kit	Order Number
⅜"	38-202	**51-1137**	—
½"	38-203	**51-1338**	**56-1141**
¾"	38-204	**51-1339**	**56-1142**

56-1141, 56-1142

Repair Kits For Obsolete Vacuum Breakers

Size	Model	Manufacturer	Order Number
½"	38-103	Conbraco	**51-1483**
¾"	38-104	Conbraco	**51-1484**

51-1483

51-1484

Everpure 10" Pre Filter Housing, Filters & Gauge

Description	Order Number
½" FPT Inlet & Outlet Housing w/Bracket	**76-1116**
5 Micron Sediment Cartridge	**76-1117**
5 Micron Chlorine, T&O, Sediment Cartridge	**76-1118**
2 Dia., 0-100 PSI, ¼" MPT Gauge	**62-1072**

76-1116

76-1117

76-1118

62-1072

WATER FILTER HEADS & CARTRIDGES

Prefilters

PENTAIR EVERPURE

E Series Prefilters

- Pressure vessel with replaceable filter cartridges
- Filters out dirt, rust and other particles
- Micron rating: 10-microns

Description	Mfg. No.	Order Number
E-10 10" Prefilter w/EC110 Cartridge	9795-80	**76-1195**
EC110 10" Replacement Cartridge	9534-40	**76-1199**
E10 Replacement Bowl	3112-39	**76-1250**
E-20 20" Prefilter w/EC210 Cartridge	9795-90	**76-1171**
EC210 20" Replacement Cartridge	9534-20	**76-1203**
E20 Replacement Bowl	3112-38	**76-1271***
O-Ring for E10 & E20 Bowl	3112-40	**32-1890**

*Image not shown

76-1195

76-1199

76-1250

76-1171

76-1203

32-1890

Filter Heads

QL Series and QC71 Manifolds

Description	Shutoff	Auto Connection	Flow Rate	Mfg. No.	Order Number
QL3B Single	—	3/8" NPT	Up to 1 GPM	9259-24	**76-1231**
QC71 Single	Yes	3/8" NPT	Up to 1.7 GPM	9272-41	**76-1233**
QC71 Twin	Yes	3/4" NPT	Up to 3.4 GPM	9272-22	**76-1235**
QC71 Triple	Yes	3/4" NPT	Up to 5.1 GPM	9272-23	**76-1179**
QC71 Quad	Yes	3/4" NPT	Up to 6.8 GPM	9336-11	**76-1448***

*Image not shown

76-1231

76-1233

76-1235

76-1179

High Flow CSR Manifolds

- Built-in prefiltration and scale reduction
- All feature auto shutoff and 3/4" NPT connections

Description	Mfg. No.	Order Number
High Flow CSR 20" Twin PF Manifold	9294-22	**76-1430**
High Flow CSR 20" Triple PF Manifold	9294-23	**76-1431**
High Flow CSR 20" Quad PF Manifold	9294-24	**76-1432**

76-1430

76-1431

76-1432

QC71 Pressure Gauge

- 0-160 PSI
- 1/8" MPT
- 2" dial

Order Number
62-1193

WATER FILTER HEADS & CARTRIDGES (CONT.)

Steam Treatment Systems

PENTAIR EVERPURE

Kleensteam® Systems

- Chlorine reduction minimizes corrosion
- SR-X Scale Inhibitor System reduces scale buildup
- ScaleKleen™ feeder provides safe, easy deliming

System Description	Filter Included	Flow Rate	Mfg. No.	Order Number
Kleensteam CT	4CB5 (1)	Up to 1.67 GPM	9797-50	**76-1465**
Kleensteam II Single	7CB5 (1)	Up to 2.5 GPM	9797-21	**76-1232**
Kleensteam II Twin	7CB5 (2)	Up to 5 GPM	9797-22	**76-1464***

*Image not shown

76-1465

76-1232

Claris™ Softening/Filtration Systems

5-stage filtration offers:

- Prefiltration
- High efficiency carbon block for taste & odor, harmful contaminant reduction
- Carbonate hardness adjustment
- Membrane filter removes particles down to 5 microns for effective equipment protection
- Fine filtration

System/Head Description	Auto Shutoff	Rated Capacity	NSF 42	Mfg. No.	Order Number
Claris XL	—	1,740 Gallons	Yes	4339-13	**76-1417**
Claris XXL	—	2,180 Gallons	Yes	4339-14	**76-1418**
Claris Test Kit	—	—	—	4339-40	**76-1421**
Claris Head, 3/8" QCF	Yes	—	—	4339-23	**76-1419**
Claris Head, 1/4" QCF	Yes	—	—	4339-25	**76-1420**

76-1417

76-1418

76-1421

76-1419

76-1420

Cleveland Range Claris System

System comes complete with:

- E Series Prefilter (1)
- Claris Flow Meter (1)
- Claris XXL System (1)
- Water Test Kit (1)

System Description	Mfg. No.	Order Number
Cleveland Range Claris System	4339-06	**76-1413**

76-1413

SR-X Scale Inhibitor System

- Inhibits limescale buildup
- Includes SR-X clear housing, one SS-IMF cartridge and spacer
- Housing converts to ScaleKleen™ feeder for periodic delimings

System Description	Mfg. No.	Order Number
SR-X Scale Inhibitor with Deliming Kit	9797-20	**76-1463**

76-1463

WATER FILTER HEADS & CARTRIDGES (CONT.)

Steam Treatment Systems (Cont.)

PENTAIR EVERPURE

Replacement Cartridges – Carbon Filters

Cartridge Description	Micron Rating	Flow Rate	Rated Capacity	NSF 42	NSF 53	Mfg. No.	Order Number
4CB5	5.0	1.67 GPM	6,000 Gallons	Yes	—	9617-16	**76-1411**
7CB5	5.0	2.5 GPM	10,000 Gallons	Yes	—	9618-11	**76-1161**
4FC	0.5	2.5 GPM	15,000 Gallons	Yes	Yes	9692-21	**76-1456**
4FC5	5.0	2.5 GPM	15,000 Gallons	Yes	—	9693-21	**76-1460**
7FC	0.5	2.5 GPM	25,000 Gallons	Yes	Yes	9692-61	**76-1458**
7FC5	5.0	2.5 GPM	25,000 Gallons	Yes	—	9693-61	**76-1462**

76-1411

76-1161

76-1456

76-1460

76-1458

76-1462

Replacement Cartridges, Media – Scale Inhibition

Description	Mfg. No.	Order Number
SS-10 ScaleStick®	9799-02	**76-1163**
SS-XL ScaleStick®	9799-42	**76-1466**
ScaleKleen™ Scale Remover (2.2 lbs.)	9798-35	**32-1678**
Dip Tube Assembly	3080-40	**28-2387**
Old Style AR-X 10" Bowl	3070-19	**76-1221**
Old Style AR-X Bowl O-Ring	3070-19	**32-1659**

76-1163

76-1466

32-1678

28-2387

76-1221

32-1659

WATER FILTER HEADS & CARTRIDGES (CONT.)

Coffee Filtration Systems

PENTAIR EVERPURE

- 0.5-micron precoat filtration with scale control
- Chlorine, taste & odor, sediment and cyst reduction
- Proprietary Micro-Pure® II media with AgION® antimicrobial protection

System Description	Micron Rating	Rated Capacity	NSF 42	NSF 53	Mfg. No.	Order Number
QL2-OCS²	0.5	1,500 Gallons	Yes	Yes	9275-60	**76-1425**
QL3-BH²	0.5	3,000 Gallons	Yes	Yes	9272-00	**76-1403**
QC71-MH²	0.5	9,000 Gallons	Yes	Yes	9272-41 & 9613-21	**76-1467**

76-1425

76-1403

76-1467

SR-X Scale Inhibitor System

- Inhibits limescale buildup
- Includes SR-X clear housing, one SS-IMF cartridge and spacer
- Housing converts to ScaleKleen™ feeder for periodic delimings

System Description	Mfg. No.	Order Number
SR-X Scale Inhibitor	9798-45	**76-1409**

76-1409

Replacement Cartridges

Cartridge Description	Micron Rating	Flow Rate	Rated Capacity	NSF 42	NSF 53	Mfg. No.	Order Number
OCS²	0.5	0.5 GPM	1,500 Gallons	Yes	Yes	9618-02	**76-1170**
BH²	0.5	0.5 GPM	3,000 Gallons	Yes	Yes	9612-50	**76-1193**
MH²	0.5	1.67 GPM	9,000 Gallons	Yes	Yes	9613-21	**76-1173**

76-1170

76-1193

76-1173

Inline Cartridges — Taste & Odor Reducer

Cartridge Description	Micron Rating	Flow Rate	Rated Capacity	NSF 42	NSF 53	Mfg. No.	Order Number
IN-10	—	0.75 GPM	2,400 Gallons	Yes	—	9100-06	**76-1399**
IN-12	—	0.75 GPM	4,800 Gallons	Yes	—	9100-07	**76-1400**

76-1399

76-1400

WATER FILTER HEADS & CARTRIDGES (CONT.)

Espresso Filtration Systems

PENTAIR EVERPURE

- Both Claris™ and ESO systems feature saltless ion exchange (softening) and integrated carbon filtration
- Both also provide excellent scale prevention, improved taste & odor for beverages
- Claris systems allow you to tailor the hardness to match your desired water recipe

System/Head Description	Flow Rate	Rated Capacity	NSF 42	Mfg. No.	Order Number
Claris S	—	400 Gallons	Yes	4339-10	**76-1414**
Claris M	—	660 Gallons	Yes	4339-11	**76-1415**
Claris L	—	1,220 Gallons	Yes	4339-12	**76-1416**
Claris XL	—	1,740 Gallons	Yes	4339-13	**76-1417**
Claris Head, 3/8" QCF	—	—	—	4339-23	**76-1419†**
Claris Head, 1/4" QCF	—	—	—	4339-25	**76-1420†**
QC71 Single ESO[6]	0.5 GPM	4,100 Grains	—	9272-41 & 9607-10	**76-1468**
QC71 Single ESO[7]	0.5 GPM	5,300 Grains	—	9272-41 & 9607-25	**76-1469**
ESO[6] Cartridge Only	0.5 GPM	4,100 Grains	—	9607-10	**76-1450**
ESO[7] Cartridge Only	0.5 GPM	5,300 Grains	—	9607-25	**76-1451**

†Heads feature auto shutoff

The ESO has a fixed blend of 40% filtered water while the Claris has an adjustable blend that allows customized minerals in the finished water.

76-1414

76-1415

76-1416

76-1417

76-1419

76-1420

76-1468

76-1469

76-1450

76-1451

WATER FILTER HEADS & CARTRIDGES (CONT.)

Ice Filtration Systems

PENTAIR EVERPURE

- Protect equipment and produce clean, clear ice
- Chlorine†, taste & odor†, sediment and cyst reduction (†not available with 7SI Ice Cartridge)
- .05-micron filtration with scale control featuring Micro-Pure® II media with AgION® antimicrobial protection
- 7SI Ice Cartridge is specially designed to reduce slime and bacteria growth inside machine and ice bin

System Description	Flow Rate	Rated Capacity	Mfg. No.	Order Number
Insurice Single PF-i2000²	1.67 GPM	9,000 Gallons	9324-21	**76-1434**
Insurice Twin PF-i2000²	3.34 GPM	18,000 Gallons	9324-22	**76-1404**
Insurice Triple PF-i4000²	5.01 GPM	36,000 Gallons	9325-03	**76-1435**
Insurice Triple 7FC-S	7.5 GPM	75,000 Gallons	9327-73	**76-1441**
Insurice Single i2000²	1.67 GPM	9,000 Gallons	9324-01	**76-1412**
Insurice Twin i2000²	3.34 GPM	18,000 Gallons	9324-02	**76-1433**
Insurice Triple PF-i4000²	5.01 GPM	36,000 Gallons	9325-23	**76-1436**

76-1434

76-1404

76-1435

76-1441

76-1412

76-1433

76-1436

SR-X Scale Inhibitor System

- Inhibits limescale buildup
- Includes SR-X clear housing, one SS-IMF cartridge and spacer
- Housing converts to ScaleKleen™ feeder for periodic delimings

System Description	Mfg. No.	Order Number
SR-X Scale Inhibitor	9798-45	**76-1409**

76-1409

Replacement Cartridges

Cartridge Description	Micron Rating	Flow Rate	Rated Capacity	NSF 42	NSF 53	Mfg. No.	Order Number
i2000²	.05	1.67 GPM	9,000 Gallons	Yes	Yes	9612-22	**76-1162**
i4000²	.05	1.67 GPM	12,000 Gallons	Yes	Yes	9612-32	**76-1164**
4CB5-S	5.0	1.67 GPM	6,000 Gallons	Yes	—	9617-26	**76-1452**
7CB5-S	5.0	2.5 GPM	10,000 Gallons	Yes	—	9618-21	**76-1288**
4FC-S	0.5	2.5 GPM	15,000 Gallons	Yes	Yes	9692-31	**76-1457**
4FC5-S	5.0	2.5 GPM	15,000 Gallons	Yes	—	9693-31	**76-1461**
7SI	0.5	3.5 GPM	25,000 Gallons	Yes	Yes	9606-01	**76-1449**

76-1162

76-1164

76-1452

76-1288

76-1457

76-1461

76-1449

WATER FILTER HEADS & CARTRIDGES (CONT.)

Fountain Filtration Systems

PENTAIR EVERPURE

- Deliver great tasting beverages that retain the proper carbonation
- Reduce equipment downtime and lower maintenance costs
- Chlorine, taste & odor, sediment and cyst reduction
- .05-micron filtration with scale control featuring Micro-Pure® II media with AgION® antimicrobial protection

System Description	Flow Rate	Rated Capacity	Mfg. No.	Order Number
Coldrink 1-MC²	1.67 GPM	9,000 Gallons	9328-01	**76-1442**
Coldrink 2-MC²	3.34 GPM	18,000 Gallons	9328-02	**76-1443**
Coldrink 3-MC²	5.01 GPM	27,000 Gallons	9328-03	**76-1444**
QC7I Single-MC²	1.67 GPM	9,000 Gallons	9275-01	**76-1422**
QC7I Twin-MC²	3.34 GPM	18,000 Gallons	9275-02	**76-1423**
QC7I Triple-MC²	5.01 GPM	27,000 Gallons	9275-03	**76-1424**
Coldrink 3-7FC	7.5 GPM	75,000 Gallons	9328-73	**76-1446**
Coldrink 4-4FC	10.0 GPM	60,000 Gallons	9328-44	**76-1445**
Coldrink 4-7FC	10.0 GPM	100,000 Gallons	9328-74	**76-1447**

76-1442

76-1443

76-1444

76-1422

76-1423

76-1424

76-1446

76-1445

76-1447

Replacement Cartridges – Carbon Filters

Cartridge Description	Micron Rating	Flow Rate	Rated Capacity	NSF 42	NSF 53	Mfg. No.	Order Number
MC²	0.5	1.67 GPM	9,000 Gallons	Yes	Yes	9612-56	**76-1174**
C²	0.5	1.67 GPM	12,000 Gallons	Yes	Yes	9613-10	**76-1166**
4FC	0.5	2.5 GPM	15,000 Gallons	Yes	Yes	9692-21	**76-1456**
4FC5	5.0	2.5 GPM	15,000 Gallons	Yes	—	9693-21	**76-1460**
7FC	0.5	2.5 GPM	25,000 Gallons	Yes	Yes	9692-61	**76-1458**
7FC5	5.0	2.5 GPM	25,000 Gallons	Yes	—	9693-61	**76-1462**
7SO	—	0.5 GPM	2020 Grains	Yes	—	9607-04	**76-1406**

76-1174

76-1166

76-1456

76-1460

76-1458

76-1462

76-1406

WATER FILTER HEADS & CARTRIDGES (CONT.)

Chloramine Reduction Systems

PENTAIR EVERPURE

- Deliver clean, great tasting beverages without the smell or taste of chemicals such as chloramines
- Protect drink system seals, pumps, tubing and small orifices from the chemical degradation, clogging, corrosion and abrasive wear that may result from chloramines contact
- Also helps fountain beverages retain their carbonation

System Description	Flow Rate	Rated Capacity	Mfg. No.	Order Number
QC7I 7CLM Single	1.7 / 1.3 / 1.7 GPM	3,600 / 5,500 / 8,000 Gallons	9278-11	**76-1427***
QC7I 7CLM Twin	3.4 / 2.7 / 2.0 GPM	7.200 / 11,000 / 16,000 Gallons	9278-12	**76-1428***
QC7I 7CLM Triple	5.1 / 4.0 / 3.0 GPM	10,800 / 16,500 / 24,000 Gallons	9278-13	**76-1429***
Coldrink 1-7CLM	1.7 / 1.3 / 1.7 GPM	3,600 / 5,500 / 8,000 Gallons	9327-11	**76-1437***
Coldrink 2-7CLM	3.4 / 2.7 / 2.0 GPM	7,200 / 11,000 / 16,000 Gallons	9327-12	**76-1438***
Coldrink 3-7CLM	5.1 / 4.0 / 3.0 GPM	10,800 / 15,500 / 24,000 Gallons	9327-13	**76-1439**
Coldrink 4-7CLM	6.8 / 5.3 / 4.0 GPM	14,400 / 22,000 / 32,000 Gallons	9327-14	**76-1440***
CB20-312E	Up to 5.0 GPM	60,000 Gallons	9100-37	**76-1401**

*Image not shown

76-1439

76-1401

Replacement Cartridge

Cartridge Description	Micron Rating	Flow Rate	Rated Capacity	NSF 42	NSF 53	Mfg. No.	Order Number
7CLM	0.5	1.0 / 1.33 / 1.7 GPM	3,600 / 5,500 / 8,000 Gallons	Yes	Yes	9693-01	**76-1459**
CB20-312E Cartridge Kit	0.5	Up to 5.0 GPM	60,000 Gallons	Yes	Yes	9105-34	**76-1402**

76-1459

76-1402

WATER FILTER HEADS & CARTRIDGES (CONT.)

Drinking Water Filtration

PENTAIR EVERPURE

- Deliver clean, great tasting drinking water by reducing chlorine taste & odor, particulates, asbestos and cysts
  – OW200L also reduces limescale, lead and TTHM
  – OW2-Plus and OW4-Plus provide bacteriostatic protection and KDF® media for limescale inhibition

System Description	Flow Rate	Rated Capacity	Mfg. No.	Order Number
OW2-Plus Cartridge	0.5	1,000 Gallons	9634-06	**76-1454**
OW4-Plus Cartridge	0.5	2,000 Gallons	9635-06	**76-1455**
QL2-OW200L System	0.5	480 Gallons	9275-70	**76-1426**
OW200L Replacement Cartridge	0.5	480 Gallons	9619-06	**76-1190**

76-1454

76-1455

76-1426

76-1190

Hot Water Booster & Warewashing Equipment

HFC-10

- Plumbs into hot water line
- Provides easy deliming of ware washing equipment and hot water boosters
- Uses ScaleKleen® (safe to handle)

Description	Order Number
Complete System – includes: Head Assembly, Sump Assembly, Gasket, ScaleKleen® Powder, Hardness Test Strip and Dip Tube	**76-1186**
2.2 Lb. ScaleKleen®	**32-1678**
Hardness Test Strips (50/Bottle)	**85-1255**
O-Ring/Gasket (for **76-1186**)	**32-1662**

76-1186

32-1678

85-1255

32-1662

Looking for **Cooking Equipment Parts?**
See Our **HOT SIDE Catalog**.

WATER FILTER HEADS & CARTRIDGES (CONT.)

NOTE: All dimensions in inches

The new Hydro-Safe® line of filtration products provides highly effective filtration solutions for foodservice applications. This expansive new product line differs from other systems in its ability to provide higher capacity filtration with less-frequent filter changes—resulting in significant cost savings. Hydro-Safe systems, which already meet 2014 Lead-Free requirements, are available in an impressive variety of filtration configurations. Most Hydro-Safe systems are built around the innovative OneFlow® anti-scale filtration technology, which uses no salts or chemicals to eliminate scale buildup. Hydro-Safe also employs sediment, carbon block, radial-flow GAC, water softening, and phosphate filtration components.

Hydro-Safe® By WATTS®

Ice Making Systems

NEW!!

System Models	Order Number	Description	Replacement Filter Kits
Cubers Up to 650# Per Day – 1 GPM			
Cube Max-CP1	**76-1324**	1 Stage with Phosphate Scale Control	**76-1387**
Cube Max-S2	**76-1322**	2 Stages with OneFlow Scale Control	**76-1385**
Cube Max-S3	**76-1320**	3 Stages with OneFlow Scale Control	**76-1383**
Cubers Up to 1200# Per Day – 2 GPM			
Cube Max-CP1L	**76-1323**	1 Stage with Phosphate Scale Control	**76-1386**
Cube Max-S2L	**76-1321**	2 Stages with OneFlow Scale Control	**76-1384**
Cube Max-S3L	**76-1319**	3 Stages with OneFlow Scale Control	**76-1382**

For Ice Making Systems over 1200# per day, please call for details.

Order Number
76-1319

Steamers/Combis

NEW!!

System Models	Order Number	Description	Replacement Filter Kits
Steamers/Combis Complete Filtration Systems – 1 GPM			
Steam Max-S1	**76-1314**	1 Stage with OneFlow Scale Control	**76-1336**
Steam Max-S3 LS	**76-1312**	3 Stages with Phosphate Scale Control	**76-1334**
Steam Max-S3	**76-1310**	3 Stages with OneFlow Scale Control	**76-1333**
Steamers/Combis Complete Filtration Systems – 2 GPM			
Steam Max-S1L	**76-1313**	1 Stage with OneFlow Scale Control	**76-1335**
Steam Max-S3L LS	**76-1311**	3 Stages with Phosphate Scale Control	**76-1332**
Steam Max-S3L+	**76-1309**	4 Stages with OneFlow Scale Control	**76-1330**
Steam Max-S3L+ LS	**76-1308**	4 Stages with Phosphate Scale Control	**76-1331**

For Steamers over 2GPM flow rates, please call for details.

Order Number
76-1308

Beverage Systems

NEW!!

System Models	Order Number	Description	Replacement Filter Kits
High Capacity Chloramine Complete Filtration Systems – 2 GPM			
Cold Bev Max-S2L	**76-1327**	Beverage Filter System, 2 Stages	**76-1390**
Cold Bev Max-S3L	**76-1325**	Beverage Filter System, 3 Stages	**76-1388**
High Capacity Chloramine Complete Filtration Systems – 6 GPM			
Cold Bev Max-S1BBL	**76-1329**	Beverage Filter System, 1 Stage	**76-1392**
Cold Bev Max-S2BBL	**76-1328**	Beverage Filter System, 2 Stages	**76-1391**
Cold Bev Max-S3BBL	**76-1326**	Beverage Filter System, 3 Stages	**76-1389**

Additional Hydro-Safe configurations as well as systems for espresso and brewing applications are available from AllPoints. Please call for details.

Order Number
76-1325

Order Number
76-1314

Order Number
76-1322

Order Number
76-1312

OPERATING TIP

Filter changeout interval should be one year for OneFlow, and six months for phosphate filters.

WATER FILTER HEADS & CARTRIDGES (CONT.)

NOTE: All dimensions in inches

Hydro-Safe® includes highly effective, low-cost replacement filters for many popular standard drop-in filters as well as bayonet-style filtration components on the market. Below is a cross-reference list of replacement filters that are available through the Hydro-Safe program. If you do not see a specific replacement filter you are looking for, please contact us to locate the replacement filter you need.

Hydro-Safe® By WATTS

Replacement Filters

Filter	Hydro-Safe Filter No.	Length	Micron	Order Number
Replacement Filters for 3M/Cuno/Aqua-Pure				
AP110	HS-FIL-SED-STD-10-5M-GR	9.75	5	**76-1355**
AP110-2	HS-FIL-SED-STD-20-5M-GR	20	5	**76-1351**
AP810	HS-FIL-SED-BB-10-5M	9.75	5	**76-1363**
AP810-2	HS-FIL-SED-BB-20-5M	20	5	**76-1360**
AP811	HS-FIL-SED-BB-10-20M	9.75	20	**76-1365**
AP811-2	HS-FIL-SED-BB-20-20M	20	20	**76-1362**
AP814	HS-FIL-SED-BB-10-50M	9.75	50	**76-1364**
AP814-2	HS-FIL-SED-BB-20-50M	20	50	**76-1361**
CFS110	HS-FIL-SED-STD-10-5M-GR	9.75	5	**76-1355**
CFS110-C20	HS-FIL-SED-STD-20-5M-GR	20	5	**76-1351**
CFS210-2	HS-FIL-SED-BB-20-5M	20	5	**76-1360**
CFS211-2	HS-FIL-SED-BB-20-20M	20	20	**76-1362**
CFS212-2	HS-FIL-SED-BB-20-20M	20	20	**76-1362**
CFS214-2	HS-FIL-SED-BB-20-50M	20	50	**76-1361**
CFS 717	HS-CR-CFS717	10	20	**76-1377**
CFS8112-S	HS-CR-CFS8112-S	12.5	5	**76-1376**
CFS117S	HS-CBSC-STD-10-CBE-MAX	9.75	5	**76-1381**
GRMB01PP10UB	HS-FIL-SED-STD-10-1M	9.75	1	**76-1358**
GRMB05PP10UB	HS-FIL-SED-STD-10-5M	9.75	5	**76-1356**
GRMB05PP20UB	HS-FIL-SED-STD-20-5M	20	5	**76-1352**
GRMB10PP10UB	HS-FIL-SED-STD-10-10M	9.75	10	**76-1359**
GRMB10PP20UB	HS-FIL-SED-STD-20-5M	20	5	**76-1352**
GRMB50PP10UB	HS-FIL-SED-STD-10-50M	9.75	50	**76-1357**
GRMB50PP20UB	HS-FIL-SED-STD-20-50M	20	50	**76-1353**
GRMB01PP20UB	HS-FIL-SED-STD-20-1M	20	1	**76-1354**

Please call for details on additional Hydro-Safe replacement filters.

Filter	Hydro-Safe Filter No.	Length	Micron	Order Number
Replacement Filters for EverPure				
EC110	HS-FIL-SED-STD-10-10M	9.75	10	**76-1359**
EC210	HS-FIL-SED-STD-20-5M	20	5	**76-1352**
CG5-10	HS-CB-STD-10-STEAM-MAX	9.75	5	**76-1379**
CG5-10S	HS-CBSC-STD-10-CBE-MAX	9.75	5	**76-1381**
CG5-20	HS-CB-STD-20-5M-CTO	20	5	**76-1378**
CG5-20S	HS-CBSC-STD-20-CBE-MAX	20	5	**76-1380**
CGT-10	HS-GAC-STD-10-CTO	9.75	20	**76-1350**
CGT-20	HS-GAC-STD-20-CTO	20	20	**76-1349**
DEV9108-44	HS-FIL-SED-BB-10-5M	9.75	5	**76-1363**
DEV9109-08	HS-FIL-SED-STD-10-5M-GR	9.75	5	**76-1355**
DEV9109-11	HS-FIL-SED-STD-20-1M	20	1	**76-1354**
DEV9109-12	HS-FIL-SED-STD-20-5M	20	5	**76-1352**
EV9108-37	HS-FIL-SED-BB-20-5M	20	5	**76-1360**
EV9108-40	HS-FIL-SED-BB-20-1M	20	1	**76-1393**
EV9534-12	HS-FIL-SED-STD-10-10M	9.75	10	**76-1359**
EV9534-26	HS-FIL-SED-STD-20-5M	20	5	**76-1352**
EV9534-30	HS-FIL-SED-STD-10-1M	9.75	1	**76-1358**
EV9534-33	HS-FIL-SED-STD-20-1M	20	1	**76-1354**
SR-10	HS-SC-STD-10-STEAM-MAX	9.75	N/A	**76-1337**
7CB5	HS-EP-7CB5	12.5	5	**76-1373**
Insurice® 2000	HS-EP-2000	12.5	1	**76-1375**
Insurice® 4000	HS-EP-4000	15	1	**76-1374**
OCS	HS-EP-CROCS	8	1	**76-1369**
BH	HS-EP-BH	12	1	**76-1370**
MC	HS-EP-MC	12.5	1	**76-1368**
XC	HS-EP-XC	15	1	**76-1366**
4CB5-S	HS-EP-4CB5-S	12.5	5	**76-1371**
4CB5-K	HS-EP-4CB5-K	12.5	5	**76-1372**
MH	HS-EP-MH	12.5	5	**76-1367**

Order Number
76-1375

Order Number
76-1369

Order Number
76-1376

Order Number
76-1374

Order Number
76-1370

Order Number
76-1377

Order Number
76-1354

Order Number
76-1380

Order Number
76-1350

Order Number
76-1381

OPERATING TIP

Filter changeout interval should be one year for OneFlow, and six months for phosphate filters.

WATER FILTER HEADS & CARTRIDGES (CONT.)

NOTE: All dimensions in inches

WATTS®

Inline Replacement Filters

Order Number
76-1341

Filter Model	Description	Length	Order Number
NPT Connections			
HS-IL-6-GAC-AW-NPT-CTO	Acid Wash Carbon	6	**76-1341**
HS-IL-6-PHOS-NPT-SC	Carbon with Scale Control	6	**76-1339**
HS-IL-10-GAC-NPT-CTO	Coconut Shell Carbon	10	**76-1345**
HS-IL-10-GAC-AW-NPT-CTO	Acid Wash Carbon	10	**76-1347**
HS-IL-10-PHOS-NPT-SC	Carbon with Scale Control	10	**76-1343**
Quick-Connect			
HS-IL-6-GAC-AW-QC-CTO	Acid Wash Carbon	6	**76-1340**
HS-IL-6-PHOS-QC-SC	Carbon with Scale Control	6	**76-1338**
HS-IL-10-GAC-QC-CTO	Coconut Shell Carbon	10	**76-1344**
HS-IL-10-GAC-AW-QC-CTO	Acid Wash Carbon	10	**76-1346**
HS-IL-10-CB-1M-QC-PB	Lead and Cyst	10	**76-1348**
HS-IL-12-GAC-AW-QC-CTO	Acid Wash Carbon	12	**76-1342**

Additional replacement filters available. Call for details.

Reverse Osmosis Systems

Reverse Osmosis (RO) systems are uniquely designed to produce consistent quality water when it is critical to maintain low total dissolved solids (TDS) for equipment operation purposes. These reverse osmosis systems significantly reduce scale-causing minerals in steamers, boilers and other foodservice applications and are NSF Certified.

DID YOU KNOW?

RO Membranes are designed to reject over 96% of minerals that cause scale buildup.

System Models	Order Number	Description	Dimensions (in)
HS-RO-200GPD	**76-1318**	200 Gallons Per Day Capacity, 4 Stages	36 x 21 x 10
HS-RO-300GPD	**76-1317**	300 Gallons Per Day Capacity, 4 Stages	36 x 21 x 10

Additional systems available. Call for details.

Mini Water Softeners

Order Number
76-1316

Order Number
76-1315

Mini Water Softeners for commercial tea or espresso machines — as well as steamers — eliminate problems caused by hard water and significantly enhance the quality of finished beverages.

- Include NSF-listed pressure vessels
- Utilize high-quality, food-grade softening resins
- Include a reducing bushing

System Models	Order Number	Description	Dimensions (in)
HS-SOFT-MINI-4K	**76-1316**	4000 Grains Capacity, 2 GPM	7 x 15 1/2
HS-SOFT-MINI-8K	**76-1315**	8000 Grains Capacity, 2.6 GPM	7 x 20 1/2

Additional systems available. Call for details.

WATER FILTER HEADS & CARTRIDGES (CONT.)

NOTE: All dimensions in inches

FILTER HEADS

selecto

QC500
No Shut-off Valve or Gauge
(Flow Rate up to 2.5 GPM)

Order Number
76-1187

QC500
With Shut-off Valve and Gauge
(Flow Rate up to 2.5 GPM)

Order Number
76-1197

SMF Selecto Modular Filter
With Shut-off Valve and Gauge
(Flow Rate up to 2.5 GPM)

Order Number
76-1192

FILTER CARTRIDGES

- Removal of Chlorine, Chloramines, VOC's, THM's and other off tastes and odors
- Scale inhibition
- Sediment and dirt removal

FOUNTAIN / COLD BEVERAGE

IL-35
3,000 Gal. Chlorine

Order Number
76-1158
3" x 12"

QC-500
11,000 Gal. Chlorine
6,000 Gal. Chloramine

Order Number
76-1200
5" x 20"

SMF IC600
50,000 Gal. Chlorine
15,000 Gal. Chloramine

Order Number
76-1184
9" x 14"

SMF IC600+
70,000 Gal. Chlorine
21,000 Gal. Chloramine

Order Number
76-1182
9" x 14"

SMF IC620
100,000 Gal. Chlorine
30,000 Gal. Chloramine

Order Number
76-1180
5⅞" x 23"

SteamerGUARD

10" SMF
7,500 Gal. Scale Inhibition

Order Number
76-1178
9" x 10"

20" SMF
12,000 Gal. Scale Inhibition

Order Number
76-1185
9" x 20"

WATER FILTER HEADS & CARTRIDGES (CONT.)

NOTE: All dimensions in inches

ICE FILTRATION

ScaleOUT
40,000 Gal. Scale Inhibition
(Flow 5 GPM)

Order Number
76-1188

SMF IM600
75,000 Gal. Scale Inhibition
(Flow 7 GPM)

Order Number
76-1181

Replacement Cartridges	Order Number
ScaleOUT Cartridge	**76-1207**
IM600 Cartridge (75,000 gals.)	**76-1196**
IM614 Cartridge (150,000 gals.)	**76-1272**

IL-35
3,000 Gal. Chlorine

Order Number
76-1158
3" x 12"

QC-500-S
15,000 Gal. Chlorine
& Scale Inhibition

Order Number
76-1230
5" x 20"

SMF CoffeePRO
50,000 Gal. Chlorine
15,000 Gal. Chloramine
13,000 Gal. Scale Inhibition

Order Number
76-1177

Replacement Cartridges	Order Number
QC500-S Cartridge	**76-1213**
CoffeePRO Cartridge	**76-1215**

selecto

NSF

SEDIMENT PRE-FILTERS

10" Pre-Filter Assembly

Order Number
76-1194

20" Pre-Filter Assembly

Order Number
76-1167

Replacement Cartridges	Order Number
10" Pre-Filter Cartridge	**76-1205**
20" Pre-Filter Cartridge	**76-1206**

WAREWASHING APPLICATIONS

SMF IM614
150,000 Gal. Scale Inhibition

Order Number
76-1168

WATER FILTER HEADS & CARTRIDGES (CONT.)

Systems IV
Ice Tech Ice Maker High Scale Water Treatment to 20" GPG Water Hardness

WATER FILTERS/TREATMENT BY SYSTEM IV:

- Up to 2400 lbs./day cubes
- Eliminates ice maker scale
- Dimensions: 13" W x 26" H
- Connection: ½" NPT
- Reduces ice maker water related maintenance problem
- Flow rate: 5.5 GPM

Description	Order Number
Water Treatment System	**76-1120**
Replacement Cartridge #1 (Blue)	**76-1121**
Replacement Cartridge #2 (Gray)	**76-1122**

NOTE: Other systems & filters available.

76-1120

76-1121

76-1122

Systems IV
Scale Tech
Scale Deliming Cartridge

- Install this cartridge (**76-1123**) in your 10" pre-filter housing for 48 hours
- Safe and effective way to delime the ice maker while continuing to produce ice
- After 48 hours remove scale tech cartridge and replace pre-filter

Order Number
76-1123

BLIND DROP SHIPMENTS
AT NO EXTRA CHARGE

No inventory requirements!

Ship direct to your customer for faster repairs.

3M PURIFICATION (AQUA-PURE/CUNO) FILTERS

Filters For Steamers

- Built-in water shut off valve
- Scale inhibition media added from dedicated cartridge to reduce calcium and magnesium scale

FILTER COMPONENTS

Description	Cuno Number	Order Number
¾" FPT Dual Port Manifold (5 GPM)	DP190	**76-1132**
Scale Inhibitor Cartridge (6 GPM)	HF8-S	**13-494**
Cartridge, .2 Micron, Bacteria, Sediment, Chlorine Taste and Odor and Cyst Reduction (2.1 GPM)	HF840	**13-491**
¾" Pipe Plug	—	**26-2867**

- Steamers Up to 2.2 GPM

Larger Systems Are Available

Order Number **76-1132**

Order Number **13-494**

Order Number **13-491**

Order Number **26-2867**

WE DO THE RESEARCH
TO MAKE PARTS EASY

BURNER VALVE Order No. 52-1076

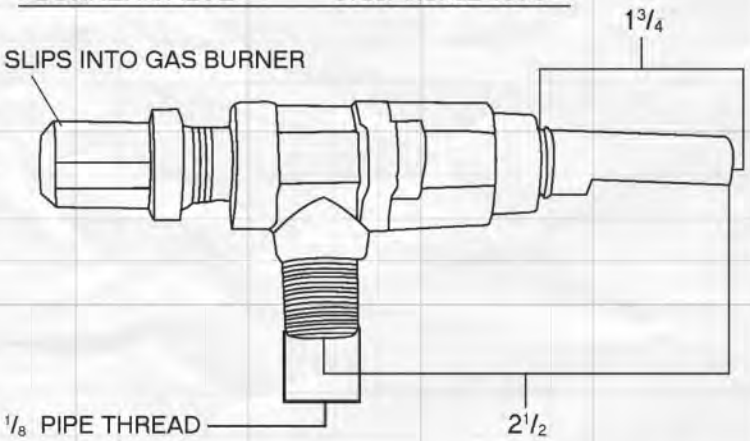

NO MORE WASTED TIME.
Our experienced representatives will do your parts research so you can purchase with confidence.

Call Today
800-332-2500

OPPORTUNITY BEGINS HERE

AllPoints Foodservice Parts & Supplies

3M PURIFICATION (AQUA-PURE/CUNO) FILTERS (CONT.)

Replacement Filters & Quick Change Cartridges

Description	Size	Micron Rating	Cuno Number	Order Number
Prefilter for Dirt/Rust (6 GPM)	9¾"	5	CFS110	**13-497**
Filter for Taste/Odor/Dirt/Rust (2 GPM)	9¾"	5	CFS117	**13-468**
System One — Prefilter Cartridge	10"	10	CFS8504A	**13-507**
System One — Prefilter Cartridge	19½"	10	CFS8504B	**13-508**
IceAssure System One — Quick Change Scale Inhibiting Cartridge (1.5 GPM)	13¼"	1	CFS8112-S	**13-454**
IceAssure System One — Quick Change Scale Inhibiting Cartridge (1.5 GPM)	13¼"	5	CFS8720S	**13-510**
Softening/Chlorine — Espresso Machine	16"	5	SWC1350	**13-511**
Hot Water Carbon Cartridge Up To 170° F	9"	5	CFS217H	**13-516**
Scale Inhibitor — Cartridge (6 GPM)	8⅞"	—	HF8-S	**13-494**
Bacteria, Sediment, Chlorine Taste & Odor, Cyst, Scale Inhibitor (2.1 GPM)	11¾"	.2	HF40-S	**13-489**
Bacteria, Sediment, Chlorine Taste & Odor, Cyst, Scale Inhibitor (3.34 GPM)	14¾"	.2	HF60-S	**13-490**
Bacteria, Sediment, Chlorine Taste & Odor, Cyst, Scale Inhibitor (5 GPM)	20¾"	.2	HF90-S	**13-504**
Bacteria, Sediment, Chlorine Taste & Odor, Cyst (2.1 GPM)	11¾"	.2	HF-40	**13-491**

Order **28-1230** Coupling to connect 2 **13-497** Filters together for the 20" Everpure Filter

13-497

13-468

13-507

13-508

13-454, 13-510

13-511

13-516

13-494

13-489, 13-490, 13-504

13-491

Replacement Retrofit Cartridges For Everpure

Description	Micron Rating	Replaces Everpure Number	Gal. Treated Per Cartridge	Order Number
Taste/Odor Cartridge	1	MC	4800	**13-477**
Taste/Odor Cartridge	5	MC	4800	**13-515**
Taste/Odor Scale Cartridge	1	MH	4800	**13-464**
Taste/Odor Scale Cartridge	5	MH	4800	**13-509**

3M will analyze your water at no charge & return a recommendation of treatment.
Request a Free WATER ANALYSIS KIT, **#28-1146**

13-464, 13-477, 13-509, 13-515

3M PURIFICATION (AQUA-PURE/CUNO) FILTERS (CONT.)

FILTERS:

- Impact technology (Integrated Membrane Pre-activated Carbon Technology)
- Combined sediment, cyst, bacteria & scale reduction with Chlorine taste & odor reduction in a single cartridge
- Recipe quality water to all commercial foodservice applications
- 0.2 micron rating (3 micron also available)
- Bacteria reduction E Coli > 99.9989% reduction % P. Fluorescens > 99.9999% reduction
- Disposable, may be incinerated

Beverage Systems

Head Only 76-1131

Cartridge Only 13-491

Description	Order Number
Single High Flow Carbonator Dispenser — ***Head Only***	**76-1131**
Single High Flow Carbonator Dispenser — ***Cartridge Only***	**13-491**
Dual High Flow Carbonator Dispenser — ***Cartridge Only***	**13-490**
System Up to 5 GPM — ***Cartridge Only***	**13-504**

Coffee Systems

Head Only 76-1131

Cartridge Only 13-489

Description	Order Number
Up to 6 Brewers — ***Head Only***	**76-1131**
Up to 4 Brewers — ***Cartridge Only***	**13-489**
Up to 6 Brewers — ***Cartridge Only***	**13-490**

Ice Systems

Head Only 76-1270

Cartridge Only 13-504

Description	Order Number
Single High Flow ***Head Only***	**76-1270**
Cubers Up to 1450# Per Day, Flakers Up to 1800# Per Day, ***Head Only***	**76-1131**
Cubers Up to 600# Per Day, Flakers Up to 1800# Per Day, ***Cartridge Only***	**13-489**
Cubers Up to 1000# Per Day, Flakers Up to 2400# Per Day, ***Cartridge Only***	**13-490**
Cubers Up to 1450# Per Day, Flakers Up to 2400# Per Day, ***Cartridge Only***	**13-504**

In-Line Scale Inhibition System

- Scale inhibition feeder system
- 6 GPM flow rate
- Connection: ¾" NPT stainless steel inlet/outlet
- Applications: Beverage & warming equipment

76-1128

13-494

Description	Cuno Number	Order Number
S/S Feeder Head-Scale Inhibition System	CFS440	**76-1128**
Replacement Cartridge for Scale Inhibition System	CFS441	**13-494**

Stainless Steel Filter Housing

- Stainless steel housing for high temperature applications
- Connection: ⅜" NPT inlet/outlet
- 5 micron graded density granular activated carbon (ordered separately)
- Applications: Coffee machines up to 170°F

76-1126

13-516

Description	Cuno Number	Order Number
S/S Filter Housing Only	CFSTSD	**76-1126**
5 Micron Graded Density Granular Activated Carbon	CFS217H	**13-516**

WATER TEST KITS

NOTE: All dimensions in inches

Micro Chlorine Tester

- Gives instant readings with Chlorine sanitizing solutions
- Convenient dispenser protects paper & allows user to tear off any length strip
- Match resultant color to color chart which indicates 10-50-100-200 PPM of free available Chlorine
- Includes dispenser with 15' of 5/32" wide paper plus one refill roll of paper
- Performs well over 200 tests

Order Number
85-1238

Test Paper Strips

- Economical
- Waterproof vial with color coded test charts
- 100 strips per vial

Description	Order Number
For Chlorine Sanitizers	**85-1242**
For Quaternary Ammonia Compounds	**85-1244**

85-1242, 85-1244

AquaChek™ 5 Water Test Strips

- Tests five water conditions in one minute
- Each "Dip & Read" strip tests free Chlorine (0-10 PPM), total Chlorine (0-10 PPM), total hardness (0-425 PPM or 0-25 grains per gallon), total alkalinity (0-240 PPM as CaCO3) and pH (6.4-8.8)
- 50 strips per bottle

Order Number
85-1255

SofChek™ Water Hardness Test Strips

- Measures total hardness (0-425 PPM or 0-25 grains per gallon) in just 15 seconds
- 50 strips per bottle

Order Number
85-1259

Quarternary Test Paper (QT-10 & QT 40)

- Measures concentration of quarternary sanitizers
- 15 foot roll
- Hydrion Quaternary Test Paper provides a simple, reliable, and economical means to measure the concentration of Quaternary Sanitizers, particularly muli-quat broad range quaternary ammonium sanitizer solutions, detecting exhaustion of solutions that should be replaced as well as helping to avoid using excessive amounts of sanitizing agents.
- Federal, State and Local health regulations require users of Quaternary Ammonium Sanitizer Solutions to have appropriate test kits available to verify the strength of sanitizer solutions. Sanitizer solutions are essential in the food service industry to ensure that sanitizers are at the proper concentration specified by the individual manufacturer

QT-10
Order Number
85-1285
Measures 0-400 ppm

QT-40
Order Number
85-1301
Measures 0-500 ppm

WATER HOSES & QUICK DISCONNECTS

NOTE: All dimensions in inches

Swirl Water Hoses

Sizing	Inner Diameter	Hose Length	Order Number
¼" Female NPT x ¼" Female Flare	¼"	48"	**32-1732**
¼" with Quick Disconnect	¼"	48"	**32-1626**
¼" Female NPT x ⅜" Female Flare	¼"	48"	**32-1733**
⅜" with Quick Disconnect	⅜"	48"	**32-1627**
⅜" Female NPT x ⅜" Female Flare	⅜"	48"	**32-1724**
⅜" Female NPT x ⅜" Female Flare	⅜"	72"	**32-1725**

Longer Lengths Available

32-1626, 32-1627

32-1724, 32-1725, 32-1732, 32-1733

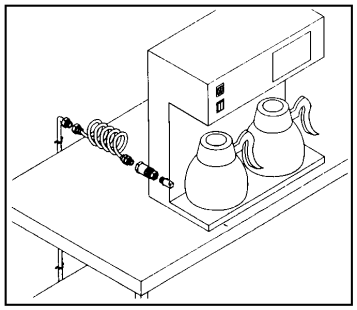

Quick Disconnects

- Suitable for water/steam
- Brass

Size	Order Number
¼"	**26-3971**
⅜"	**26-3998**

26-3971, 26-3998

Water/Steam Connectors

Description	Length	Approval	Max. Working Pressure	Max. Temp.	Order Number
¾" FGH x ¾" FGH, Lead Free, Smooth, Cleanable, Kink-Resistant Tubing, PVC Inner Tubing, Protective PVC Outer Layer	48"	NSF 61	125 PSI (8.6 bar)	140° F, (60° C)	**32-1957**
¾" FGH x ¾" FGH, Lead Free, Smooth, Cleanable, Kink-Resistant Tubing, PVC Inner Tubing, Protective PVC Outer Layer	60"	NSF 61	125 PSI (8.6 bar)	140° F, (60° C)	**32-1958**

32-1957, 32-1958

Water Connectors/Disconnectors

- Stainless steel corrugated hose with braid and smooth, permanent antimicrobial PVC coating

Inner Diameter	Hose Length	Order Number
¼"	36"	**32-2128**
⅜"	36"	**32-2131**
½"	36"	**32-2134**
¾"	36"	**32-2137**
¼"	48"	**32-2129**
⅜"	48"	**32-2132**
½"	48"	**32-2135**
¾"	48"	**32-2138**
¼"	60"	**32-2130**
⅜"	60"	**32-2133**
½"	60"	**32-2136**
¾"	60"	**32-2139**

32-2128 thru 32-2139

Disconnectors

Size	Order Number
¼"	**26-5799**
⅜"	**26-5800**
½"	**26-5801**
¾"	**26-5802**

- 2 way coupling shuts off water at equipment & supply
- Includes coupling and nipple

26-5799, 26-5800, 26-5801, 26-5802

WATER/STEAM HOSES

NOTE: All dimensions in inches

Hoses are Sold per Foot ($/Ft)

Description	Inner Diameter	Outer Diameter	Order Number
Nylon Braid Hose	1/8"	5/16"	**32-1368*†**
Nylon Braid Hose	1/4"	1/2"	**32-1669**
White Silicone Hose	1/4"	1/2"	**32-1668†**
Translucent Silicone Hose	3/8"	1/2"	**32-1955†**
White Silicone Hose	3/8"	5/8"	**32-1371*†**
White Silicone Braid Hose	3/8"	5/8"	**32-2140**
Clear Silicone Hose	1/2"	5/8"	**32-1254**
Nylon Braid Hose	1/2"	3/4"	**32-1427***
White Silicone Hose	1/2"	3/4"	**32-1670†**
White Silicone Braid Hose	1/2"	15/16"	**32-1372†**
White Silicone Braid Hose	3/4"	1 1/8"	**32-1373†**
White Silicone Braid Hose	1"	1 7/16"	**32-1374†**
Black Polyurethane Hose	1"	1 7/16"	**32-1375*†**

* Water hose only.
† NSF approved.

32-1368, 32-1427, 32-1669

32-1670, 32-1668, 32-1955, 32-1371

32-1254

32-2140, 32-1372, 32-1373, 32-1374

32-1375

Marine Style Stainless Steel Hose Clamps

Range	Size	Order Number
7/32" to 5/8"	4	**85-1053**
7/16" to 3/4"	5	**85-1054**
7/16" to 3/4"	6	**85-1000**
1/2" to 7/8"	8	**85-1055**
9/16" to 1 1/16"	10	**85-1056**
11/16" to 1 1/4"	12	**85-1001**
11/16" to 1 1/2"	16	**85-1267**
3/4" to 1 3/4"	20	**85-1002**
1 5/16" to 2 1/4"	–	**85-1268**

ICE MAKER KIT

Dormont Commercial Ice Maker Installation Kit

- Ideal for do-it-yourself looking for a how-to solution; or the professional installer planning for an efficient installation.
- Designed for use with all major commercial ice maker machines.
- Includes "Super Value Components"
  60" Braided Water Connector (rated at 4.3 gal/min at 50 psi).
  In-line Brass Check Valve

Kit Includes:

- 3/8" x 60" Braided Water Connector
- 1/2" Brass Check Valve
- 3/8" Brass Adapters (all are not required for use)
- 3/4" PVC Adapters, Elbows and T's (all are not required for use)

Order Number
32-1870

SOAP DISPENSERS

NOTE: All dimensions in inches

- Stainless steel
- Sight hole
- Vandal-resistant cap
- Concealed mounting bracket
- 8"W x 4¾"H x 2¾"D

Order Number
85-1199

- Wall-mounted bracket
- 4¾"W x 9⅝"H x 4"D

Order Number
85-1177

- Stainless steel
- Sight hole
- Vandal-resistant cap
- Concealed mounting bracket
- 4¾"W x 8"H x 2¾"D

Order Number
76-1157

- Chrome-plated metal bracket
- All metal valve
- 3½"W x 6¼"H x 4¾"D

Order Number
85-1182

Replacement Soap Valve for **85-1199** & **76-1157**

Order Number
56-1361

Replacement Sight Glass for **85-1199** & **76-1157**

Order Number
28-1587

ECONOMY HAND DRYER

- Surface-mounted
- 110/120V
- White baked enamel finish
- Ⓤ Listed
- Vandal-proof side-mounted heating element

PUSH BUTTON

Order Number
76-1227

Section 9 REPLACEMENT PARTS BY OEM

AllPoints® Foodservice Parts & Supplies

	Page
Replacement Parts — by OEM	
Anthony	326
Arctic Air	327
Bally	327
Beverage Air	328-335
Continental	336
Cornelius (Jet Spray)	337-344
Crathco (Grindmaster)	345
Delfield	346-356
Electrofreeze	357-358
Fogel-Jordan	358
Glastender	359-362
Glenco	362-363
Hobart	364
Hoshizaki	364-370
Howard	371
Hussman	371
Ice-O-Matic	372-374
Jade	374
Jet Spray (Cornelius)	375-376
Jordan-Fogel	376
Kolpak	377-378
Leer	378
Manitowoc	379-383
Master-Bilt	384-387
McCall	387-389
Norlake	390
Perlick	391-393
Randell	393-398
Remcor	399
Schaefer	400
Scotsman	401-408
Server Products	409-414
Silver King	415-419
Stoelting	420-421
Taylor	422-423
Traulsen	424-430
True	431-437
Turbo Air	438-443
Victory-Raetone	444-448
Vollrath (See Kolpak)	377-378

Search our Entire Inventory at www.AllPointsFPS.com

Call for your password today.

USA & CANADA:
800-332-2500 ***Phone***
800-227-1511 ***Fax***

ONLINE:
www.AllPointsFPS.com
custserv@*AllPointsFPS.*com

INTERNATIONAL:
+1-860-738-7112 ***Phone***
+1-860-201-1119 ***Fax***

REPLACEMENT PARTS — BY OEM

ANTHONY

Description	Use	OEM Number	Order Number
GASKET, DOOR — 21 9/16" x 59" D2D, Black	Where Applicable	02-14160-2001	**74-1193**
GASKET, DOOR — 22" x 26" D2D, Black	Where Applicable	02-14160-2002	**74-1194**
GASKET, DOOR — 22 1/16" x 52 5/8" D2D, Black	Where Applicable	02-14160-2003	**74-1195**
GASKET, DOOR — 28 3/4" x 59 1/2" D2D, Black	Where Applicable	02-14160-2004	**74-1196**
GASKET, DOOR — 28 3/4" x 62 3/16" D2D, Black	Where Applicable	02-14160-2006	**74-1197**
GASKET, DOOR — 28 3/4" x 63 13/16" D2D, Black	Where Applicable	02-14060-2007	**74-1198**
GASKET, DOOR — 28 3/4" x 71 7/8" D2D, Black	Where Applicable	02-14160-2008	**74-1199**
GASKET, DOOR — 28 3/4" x 61 5/8" D2D, Black	Where Applicable	02-14160-2009	**74-1200**
GASKET, DOOR — 22 1/16" x 63 7/8" D2D, Black	Where Applicable	02-14160-2010	**74-1201**
GASKET, DOOR — 28 1/16" x 59" D2D, Black	Where Applicable	02-14160-2011	**74-1202**
GASKET, DOOR — 28 1/16" x 61 3/8" D2D, Black	Where Applicable	02-14160-2012	**74-1203**
GASKET, DOOR — 22 1/16" x 71 7/8" D2D, Black	Where Applicable	02-14160-2013	**74-1204**
GASKET, DOOR — 31 3/8" x 61 5/8" D2D, Black	Where Applicable	02-14160-2014	**74-1205**
GASKET, DOOR — 28 1/16" x 63 7/8" D2D, Black	Where Applicable	02-14160-2015	**74-1206**
GASKET, DOOR — 28 1/16" x 65 3/8" D2D, Black	Where Applicable	02-14160-2016	**74-1207**
GASKET, DOOR — 25 1/4" x 69 7/8" D2D, Black	Where Applicable	02-14160-2017	**74-1208**
GASKET, DOOR — 27 15/16" x 61 3/8" D2D, Black	Where Applicable	02-14160-2018	**74-1209**
GASKET, DOOR — 28 5/8" x 63 7/8" D2D, Black	Where Applicable	02-14160-2020	**74-1210**
GASKET, DOOR — 25 1/4" x 71 1/8" D2D, Black	Where Applicable	02-14160-2021	**74-1211**
GASKET, DOOR — 27 1/4" x 71 7/8" D2D, Black	Where Applicable	02-14160-2022	**74-1212**
GASKET, DOOR — 28 3/4" x 75 7/8" D2D, Black	Where Applicable	02-14160-2023	**74-1213**
GASKET, DOOR — 26 1/8" x 44 3/8", Black	Where Applicable	02-14802-0005	**74-1214**
GASKET, DOOR — 21 3/4" x 34 1/2", Black	Where Applicable	—	**74-1215**
GASKET, DOOR — 21 3/4" x 50 3/4", Black	Where Applicable	—	**74-1216**
GASKET, DOOR — 21 3/4" x 64", Black	Where Applicable	02-10090-0001	**74-1217**
GASKET, DOOR — 25 1/4" x 64", Black	Where Applicable	02-10090-0009	**74-1218**
GASKET, DOOR — 25 1/4" x 70", Black	Where Applicable	02-10090-0005	**74-1219**
GASKET, DOOR — 27 1/4" x 70", Black	Where Applicable	—	**74-1220**
GASKET, DOOR — 27 1/4" x 76", Black	Where Applicable	—	**74-1221**
GASKET, DOOR — 28 3/4" x 33", Black	Where Applicable	—	**74-1222**
GASKET, DOOR — 28 3/4" x 64", Black	Where Applicable	02-10090-0010	**74-1223**
GASKET, DOOR — 28 3/4" x 70", Black	Where Applicable	02-10090-0011	**74-1224**
GASKET, DOOR — 28 3/4" x 76", Black	Where Applicable	02-10090-0013	**74-1225**
GASKET, DOOR — 21 3/4" x 50 3/4", Black	Where Applicable	20-11389-0001	**74-1226**
GASKET, DOOR — 21 3/4" x 64", Black	Where Applicable	20-11389-0002	**74-1227**
GASKET, DOOR — 25 1/4" x 70", Black	Where Applicable	20-11389-0003	**74-1228**
GASKET, DOOR — 27 1/4" x 70", Black	Where Applicable	20-11389-0004	**74-1229**
GASKET, DOOR — 28 3/4" x 64", Black	Where Applicable	20-11389-0006	**74-1230**
GASKET, DOOR — 28 3/4" x 70", Black	Where Applicable	20-11389-0005	**74-1231**
GASKET, DOOR — 28 3/4" x 76", Black	Where Applicable	20-11389-0007	**74-1232**

D2D = Dart to Dart

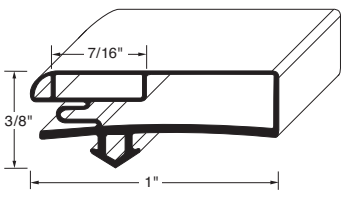

74-1193 thru 74-1213

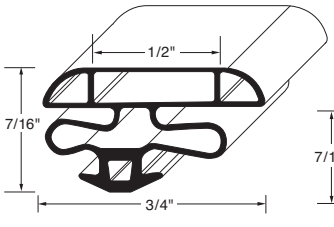

74-1214

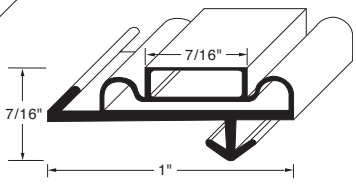

74-1215 thru 74-1225

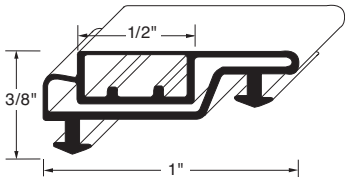

74-1226 thru 74-1232

REPLACEMENT PARTS — BY OEM

ARCTIC AIR

Description	Use	OEM Number	Order Number
BLADE, FAN	Where Applicable	5308000010	**26-5350**
GASKET, DOOR — 31¼" x 61⅝", Gray	F22CW, R22CW	216522315	**74-1244**
GASKET, DOOR — 31½" x 62"	Where Applicable	216657200	**74-1474**
KNOB — Thermostat	Where Applicable	216591500	**46-1834**
MOTOR, FAN	Where Applicable	5304442620	**68-1457**
MOTOR, FAN — Evaporator	Where Applicable	216914200	**68-1456**
THERMOSTAT — Defrost	Where Applicable	216731000	**46-1902**
THERMOSTAT — Freezer	Where Applicable	216579100	**46-1903**
THERMOSTAT — Refrigerator	Where Applicable	216423900	**46-1828**
TIMER, DEFROST	Where Applicable	216744500	**42-2134**

26-5350

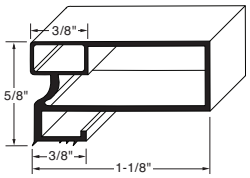

74-1244

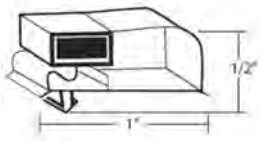

74-1474

46-1834

68-1457

68-1456

46-1902

46-1903

46-1828

42-2134

BALLY

Description	Use	OEM Number	Order Number
CLOSER, DOOR — Hydraulic		016768	**26-3327**
GASKET, DOOR — 35⅝" x 77¾", Gray	Where Applicable	016546	**74-1450**
GASKET, DOOR — 35⅝" x 75¾", Gray	Where Applicable	016545	**74-1452**
GASKET, DOOR SWEEP — 35⅝" Long, Gray	Where Applicable	016611	**74-1451**
HEATER, DOOR		024830	**34-2263**
INSIDE RELEASE		000278	**26-6107**
LATCH — Reversible		000230	**26-6108**
LATCH ASSEMBLY		000232	**26-6106**
PULL, DOOR		016556	**26-6109**
SWITCH W/SIGNAL LIGHT — SPST		017256	**42-1348**
THERMOMETER		017000	**62-1196**

26-3327

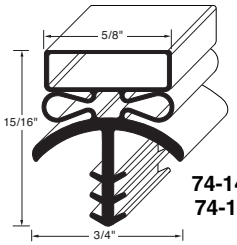

74-1450, 74-1452

74-1451

34-2263

26-6107

26-6108

26-6106

26-6109

42-1348

62-1196

REPLACEMENT PARTS — BY OEM

BEVERAGE-AIR

Description	Use	OEM Number	Order Number
ADAPTOR	Where Applicable	205-140A--	**28-1646**
ADAPTOR, DRAIN FLANGE	BB(48,58,68,72,78,94), DD(50,58,68,78,94), DW(49,64,79,94), GF(24,34,48), MT(12,14,15,17,19)	205-151A	**28-1784**
BALLAST — 120V, 50/60HZ, .56A	BZ13, BZ16, EZA84, M10, MM14, MT12, MT14, MT15, MT17, MT18, MT19, MT21, MT23, MT27, MT33, MT35, MT38, MT45, MT49, MT66, MT72	503-246B-01	**38-1784**
BEARING ASSEMBLY, ROLLER	MT(15,17,19,20,22,33,38,45,66), SLM48	401-603B	**26-2631**
BLADE, FAN — Condenser, 7" Dia.	GF48-L, SF34, SP27, SP48, SP60, SP60-18M, SP72, SPD27, UC, UCF27, UCF27-23, UCF27A, UCR-27A-23, UCRD, WT, WTF-27, WTF27, WTF27A, WTR-27, WTR27, WTRD27	405-015A--	**26-5983**
BLADE, FAN — Condenser, 10" Dia., CW	Where Applicable	405-066B	**26-4203**
BLADE, FAN — Evaporator, 4" Dia., CCW	BM23, GF(24,34,48)	405-043A	**28-1788**
BLADE, FAN — Evaporator, 6" Dia., CW	Where Applicable	405-062A	**28-1789**
BLADE, FAN — Evaporator, 8" Dia., CCW	Where Applicable	405-033A	**26-4104**
BLADE, FAN — 6" Dia., CW	Where Applicable	405-063A	**28-1293**
BOARD, CONTROL — w/Relay	BRD52, CFPD3, CFPD4, COHM4, COHM6, CRPD3, CRPD4, CRPD6, EBRD52, ECFPD4, EFPD4, FPD3, FPD4, KBRD52, KCFPD4, KCFPD4C, KFPD4, KFPD4C, OHM4, OHM6, RPD3, RPD4, RPD4PT, RPD6, T30LGP-5, T30LGPE-5, T30LGPRBR-5, T30LSP-5, T30LSPHD-5, T50LGP-5, T50LGPE-5, T50LGPHD-5, T50LGPR-5, T50LSP-5, T50LSPR-5, T80LGP-5, T80LGPE-5, T80LGPR-5, T80LSP-5, ULG30BF-5, ULG30BS-5, ULG50BC-5, ULG50BF-5, ULG50RD-5, ULG80BC-5, ULG80BF-5, ULG80RD-5, ULS30US-5	19-1704-02	**44-1859**
BRACKET, HINGE — Bottom LH	KF(48,74), KR(48,74)	401-219A-01	**26-4199**
BRACKET, HINGE — Bottom RH	KF(12,24,36,48,74), KR(12,24,36,48,74)	401-220A-01	**26-4200**
BRACKET, HINGE — Top RH, Black	M10, MT12, MT14, MT18, MT19, MT21, MT23, MT27, MT35, MT49, MT72, UR20, UR30	401-246A-02	**26-5981**
BRACKET, HINGE	SM34, SM49, SM58, SMF34, SMF49, SMF58, ST34, ST49, ST58	28A77-016B	**26-5977**
BULB — 40W/120V	Where Applicable	503-071A	**38-1517**

28-1646

28-1784

38-1784

26-2631

26-5983

26-4203

28-1788, 28-1789

26-4104

28-1293


44-1859

26-4199

26-4200

26-5981


26-5977

38-1517

REPLACEMENT PARTS — BY OEM

BEVERAGE-AIR (CONT.)

Description	Use	OEM Number	Order Number
BUMPER	Where Applicable	703-161A--	**28-1659**
BUMPER, REAR — 25" Long	DMC	401-429A	**28-2350**
BUSHING, HINGE	All SM/SMF/ST	703-178A--	**28-1657**
CAM, NYLON-PIVOT HINGE	DP119, DP41, DP46, DP67, DP93, EF24-1AHS, SP27, SP48, SP48-12M, SP60, SP72, UC, UCF27, UCF27-23, UCF27A, UCF48, UCF48A, UCR-27A-23, UCR34, WT, WTF-27, WTF27, WTF27A, WTF48, WTR-27, WTR27, WTR48A-23, WTR60A-23, WTRF-27	401-242B	**28-2349**
CAPILLARY TUBE — .036" ID x .087" OD x 84"	EZA84, SP60, SP60-18M, SP72, UCF27, UCF27-23, UCF27A, UCF48, UCF48A, UCR60, UCR72, WTF-27, WTF27, WTF27A, WTF48, WTR-27, WTR60, WTR60A-23, WTR72A, WTRF-27	203-126A	**26-5975**
CARTRIDGE ASSEMBLY	CFG, CRG, KF, KR	401-216A-01	**21-351**
CARTRIDGE ASSEMBLY — Black	MT14, MT18, MT21, MT23, MT27, MT49	401-216A-02	**26-5980**
CASTER — Threaded Stem w/o Brake, 5" Wheel		401-275A	**26-2422**
CASTER — Threaded Stem w/o Brake, 5" Wheel		401-249A	**26-5496**
CASTER — Threaded Stem w/Brake, 5" Wheel		401-276A	**26-2423**
CLIP, PILASTER — S/S	Where Applicable	403-077A	**26-1878**
CLIP, PILASTER — Zinc	Where Applicable	403-168A	**23-202**
CLIP, SHELF	Where Applicable	403-169A	**23-203**
CLIP, SHELF	Where Applicable	30220L0900	**26-4165**
CONTACTOR — 110V/200-220V		30281H0350	**44-1584**
DIVIDER	DW(49,64,79,94)	403-113D	**28-1787**
DIVIDER ASSEMBLY, LID	Where Applicable	11B30S019CBC	**26-5974**
DRIER, FILTER — ¼" ODF		303-145A	**88-1316**
FLANGE, DRAIN	BB(48,58,68,72,78,94), DD(50,58,68,78,94), DW(49,64,79,94), GF(24,34,48), MT(12,14,15,17,19)	205-150A	**28-1783**

28-1659

28-2350

28-1657

28-2349

26-5975

21-351

26-5980

26-2422

26-5496

26-2423

26-1878

23-202

23-203

26-4165

44-1584


28-1787

26-5974

88-1316

28-1783

REPLACEMENT PARTS — BY OEM

BEVERAGE-AIR (CONT.)

Description	Use	OEM Number	Order Number
GASKET — Top, 48½"	MT45	703-971C-05	**32-1784***
GASKET, CABINET — 34", No Magnet, Gray	STF34	712-025D-02	**74-1365**
GASKET, DOOR — 22⅜" x 31⅜", Black	**Refrigerator:** BKU-BB-68 **Direct Draw:** DD58-58E-58R-78-78E-78R **Back Bar:** BB58-58E-58R-68-78E-78R **Mixed Storage:** MS58-68	703-372-CAA	**74-1005**
GASKET, DOOR — 21½" x 31½", Black	DD-78	703-587C	**74-1247**
GASKET, DOOR — 20¾" x 29¼", Black	BM23	703-195CAA	**74-1357**
GASKET, DOOR — 19" x 31¼", Black	DD50	703-583C	**74-1358**
GASKET, DOOR — 19" x 30½", Black	BB72G	703-882C	**74-1360**
GASKET, DOOR — 21⅛" x 23", Gray	**Refrigerator:** SUR72, WTR48 **Prep Table:** SP48, SP72, SP-UC-WT27-60, SUR48 **Freezer:** UCF-WTF48A	703-963D-03	**74-1001**
GASKET, DOOR — 22⅜" x 24", Gray	**Refrigerator:** SUR-27, SUR-60, WTF-27-33-60, UCR-27, UCR-34, UCR-60, SP6000, SP-UC-WT27-60 **Freezer:** UCF-WTF27A	703-963D-02	**74-1002**
GASKET, DOOR — 23⅛" x 25⅛", Gray	PT-67, WTR-41; **Refrigerator:** All DP-UC-WT-A; **Freezer:** All UCF-WTF67	703-963D-05	**74-1003**
GASKET, DOOR — 23" x 63", Gray	EF, ER	712-963D-04	**74-1004**
GASKET, DOOR — 23⅞" x 52⅝", Gray	KR/KF 24,36,48,74	703-988C-01	**74-1088**
GASKET, DOOR — 18¼" x 30⅛", Gray	BB48	703-677C	**74-1121**
GASKET, DOOR — 15¼" x 19½", Gray	UCR34	703-963D-01	**74-1122**
GASKET, DOOR — 17" x 19⅝", Gray	UCR20	703-963D-11	**74-1296**
GASKET, DOOR — 19⅜" x 30⅛", Black	BB72, 72B, 72R, LV	703-678C	**74-1359**
GASKET, DOOR — 21" x 23", Gray	Where Applicable		**74-1078**
GASKET, DOOR — 23⅛" x 24⅛", Gray	Where Applicable		**74-1079**
GASKET, DOOR — 23⅛" x 25⅛", Gray	Where Applicable		**74-1080**
GASKET, DOOR — 23⅛" x 62¾", Gray	EF-1/2 Door, ER, PF, PR	712-012D-02	**74-1081**
GASKET, DOOR — 24⅜" x 54", Gray	Where Applicable	703-963D-13	**74-1249**
GASKET, DOOR — 23 15/16" x 53¾", Gray	MT49	712-013C-04	**74-1118**
GASKET, DOOR — 23" x 53⅜", Gray	MT72	7121-013C-05	**74-1120**
GASKET, DOOR — 21½" x 31½", Black	UR30	712-013C-07	**74-1245**
GASKET, DOOR — 25" x 53½", Black	MT(18,21,23)	712-013C-02	**74-1297**
GASKET, DOOR — 21¾" x 49½", Black	MT12	712-013C-01	**74-1362**
GASKET, DOOR — 27¾" x 53¾", Black	MM27, MT27	712-013C-03	**74-1363**

*Image not shown.

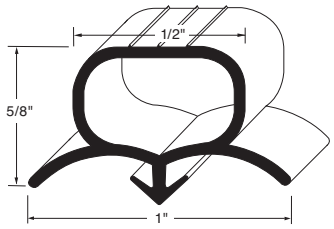

74-1365

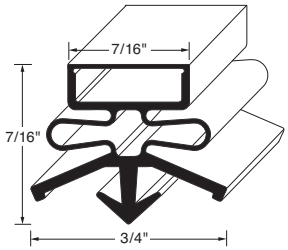

74-1005, 74-1247, 74-1357, 74-1358, 74-1360

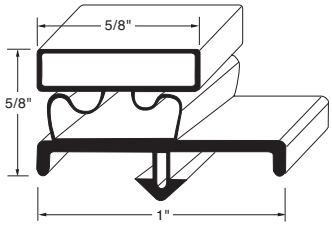

74-1001, 74-1002, 74-1003, 74-1004, 74-1088, 74-1121, 74-1122, 74-1296, 74-1359

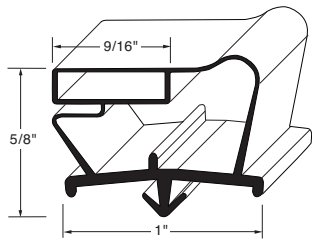

74-1078, 74-1079, 74-1080, 74-1081

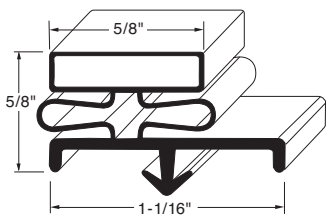

74-1249

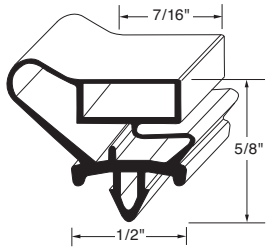

74-1118, 74-1120, 74-1245, 74-1297, 74-1362, 74-1363

REPLACEMENT PARTS — BY OEM

BEVERAGE-AIR (CONT.)

Description	Use	OEM Number	Order Number
GASKET, DOOR — 24 3/8" x 54", Gray		703-963D-13	**74-1249**
GASKET, DOOR — 52", Black	MT1933,38,45,66, SLM48	703-814B	**74-1107**
GASKET, DOOR — 23 1/8" x 31", Gray	EF, ER, PF, PR, PRF	712-012D-01	**74-1082**
GASKET, DOOR — 14 5/8" x 19 5/8", Black	UCR34	712-012D-13	**74-1361**
GASKET, DOOR — 25 1/2" x 53 1/2", Black	Where Applicable	30223L0212	**74-1237**
GASKET, DOOR END — 15 1/2", Gray	ST58, STF58	712-025D-01	**74-1298**
GASKET, DOOR SLIDE — 50 1/2"	MT33/66	703-934C	**32-1789**
GASKET, DRAWER — 8 1/4" x 42 5/8", Black	Where Applicable	712-013C-02	**74-1297**
GASKET, DRAWER — 9" x 28 7/8", Gray	WTR (Top)	712012D-04	**74-1246**
GASKET, DRAWER — 7" x 28 13/16", Gray	WTR (Bottom)	712012D-05	**74-1248**
GASKET, LID — 9 3/4" x 33", Gray, (3 Sided)	ST34	712-024D-04	**74-1119**
GASKET, LID — 15" x 48" (3 Sided), Gray	SM49	712-024D-02	**74-1364**
HANDLE, DOOR	Where Applicable	401-506C	**28-1785**
HANDLE, LID	BM, DD, DW, GF, SF	703-342C	**28-1652**
HEATER, CONDENSER PAN — 115V/200W	SP72	504-964B-01	**34-2251**

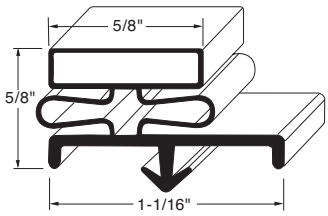

74-1249

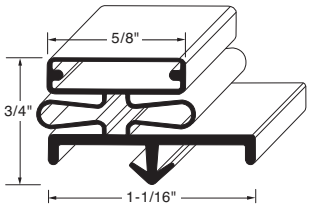

74-1107

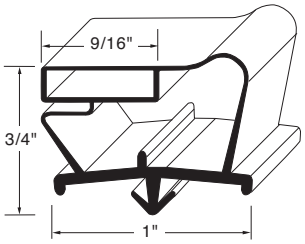

74-1082, 74-1361

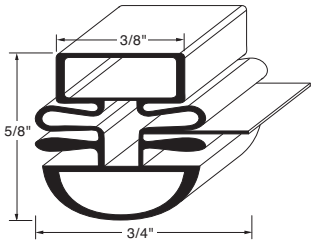

74-1237

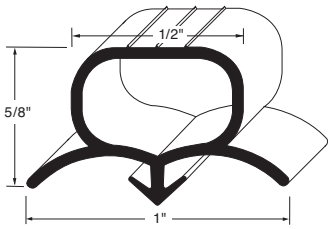

74-1298, 74-1364

32-1789

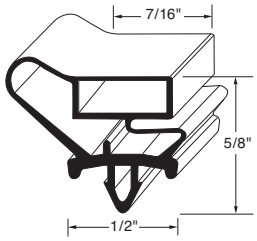

74-1297

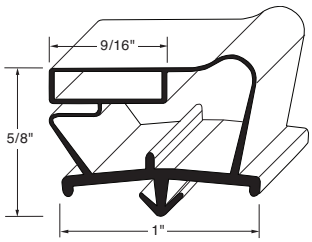

74-1246, 74-1248

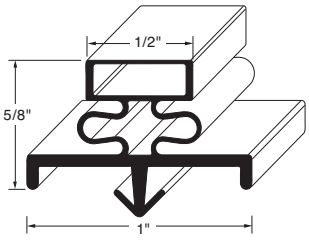

74-1119

28-1785

28-1652

34-2251

For **General Use Gaskets**
See Pages 116-118

For **Custom Gaskets**
See Pages 119-120

REPLACEMENT PARTS — BY OEM

BEVERAGE-AIR (CONT.)

Description	Use	OEM Number	Order Number
HINGE, DOOR	UCR-20, UCR-34,WTR-27-33	401-657B	**26-1583**
HINGE, LID	WTR-27-33	401-463A	**26-1573**
KEEPER	SM/SMF	28D04-029A	**28-1645**
KEY	A, E & P Models	401-822B	**26-3291**
LAMP HOLDER	Where Applicable	503-064A	**38-1538**
LAMP HOLDER — T8	Where Applicable	503-235B	**38-1594**
LID ASSEMBLY	DW64, GF34, SF34, SF64	02B31S013C	**26-5970**
LID ASSEMBLY	DW79	02B31S014C	**26-5971**
LID ASSEMBLY	DW49, 94, SF49, SF94	02B31S015C	**26-5972**
LOCK — w/Keys	A, E & P Models	401-510A	**26-3292**
LOCK — w/Keys (2)	BB48, BB58, BB68, BB72, BB78, BB94, BM23, DD50, DD58, DD68, DD78, DD94, MS58, MS68, SM34, SM49, SM58, SMF34, SMF49, SMF58, ST34, ST49, ST58	401-049AAA	**26-5978**
MAIN PCB		R7109-506	**46-1648**
MAIN PCB		R7109-512	**46-1649**
MOTOR, FAN — Evaporator, 120V	CFG24, CFG36, CFG48, CFG74, CRG24, CRG36, CRG48, CRG74, KF24, KF36, KF48, KF74, KR24, KR36, KR48, KR74	501-145B	**68-1333**
MOTOR, FAN — Evaporator, 120V	CFG12, DD48, DW-64-29, DW-79-29, DW-94-29, EZ48, KR-KF12, SMF34-49-58, SP60-72, SPD27-URCD, MM14-27, MM18-19-221-23-33-35-38-45-49-66-72 S/N, 0200953 & Up, MT15-15-54-17-17-54 S/N 8123598 & Up, UR20 to S/N 1306139, UR30 S/N130140 & Up **Series:** DP, UCF, UCR, WTF, WTR	501-105B New 501-076B 501-137B	**68-1166**
MOTOR, FAN — w/Bracket 4" Fan, 120V	GF24,34	32C14S006A	**68-1165**
MOTOR, FAN — w/Bracket 6" Fan, 120V	Where Applicable	63C31-001A	**68-1176**
MOTOR, FAN — 115V, CW, 5W	Where Applicable	501-019B	**68-1278**
MOTOR, FAN — 115V, CW, 9W	DW49,64,79,94	501-018B	**68-1279**

26-1583

26-1573

28-1645

26-3291

38-1538

38-1594

26-5970

26-5971

26-5972

26-3292

26-5978

46-1648


46-1649

68-1333

68-1166

68-1165

68-1176

68-1278

68-1279

REPLACEMENT PARTS — BY OEM

BEVERAGE-AIR (CONT.)

Description	Use	OEM Number	Order Number
MOTOR, FAN — 115V, CW, 16W	M10, MT12, MT27	501-158B-01	**68-1280**
MOTOR, FAN — 115V, 9W Condenser	Where Applicable	501-148B	**68-1237**
O-RING — .093" ID	Where Applicable	703-379A--	**32-1770**
OVERLOAD — Compressor		302-909A	**38-1565**
PAN ASSEMBLY, EVAPORATOR — 22" x 4½" x ½"	Where Applicable	04B02S079B	**26-5973**
PILASTER — 14½" Long	SP27, SP48, SP48-12M, SP60, SP60-18M, SP72, UCF27, UCF27-23, UCF27A, UCF48, UCF48A, UCR-27A-23, UCR20, UCR34, WTF-27, WTF27, WTF27A, WTF48, WTR-27, WTR119, WTR27, WTR27A, WTR41, WTR46, WTR48A, WTR48A-23, WTR60, WTR60A-23, WTR67, WTR72A, WTR93, WTRF-27	403-154A	**26-5982**
SENSOR — Cabinet Temp		R7213-081	**44-1588**
SENSOR — Defrost		R7213-101	**44-1590**
SENSOR — Freeze/Defrost		30227Q1200	**44-1582**
SHELF — 14½" x 21⅞"	SU48	403-293D	**26-3289**
SHELF — 20⅞" x 26"		403-507D	**26-3098**
SHELF — 26" x 21¼"	EF241AH	403-834D	**26-3293**
SPACER, LATCH	SM/ST	401-446A	**26-3290**
SPRING CARTRIDGE KIT	Used on **26-1573**	N/A	**26-1574**
SPRING, DIVIDER — SS, 2⅛" Long	DW49, DW64, DW79, DW94, EZA84, SF34	401-090AAB	**26-5979**
SPRING, DOOR — 11" Long	MT(45,66), SLM48	401-561B	**26-4201**
SWITCH, JAMB	Where Applicable	502-198A	**42-1402**
SWITCH, MICRO PUSH BUTTON — ON/OFF, Momentary	Where Applicable	502-058A	**42-1146**
SWITCH, POWER — ON/OFF		30281Q0100	**42-1833**

68-1280

68-1237

32-1770

38-1565

26-5973

26-5982

44-1588

44-1590

44-1582

26-3289

26-3098


26-3293

26-3290

26-1574

26-5979


26-4201

42-1402

42-1146

42-1833

REPLACEMENT PARTS — BY OEM

BEVERAGE-AIR (CONT.)

Description	Use	OEM Number	Order Number
THERMOMETER — Digital	UC/WT/SU, SMF	402-249A	**62-1096**
THERMOMETER — Digital, Probe = 1¾" x ¼"	EF24-1AHS, EF24-1AHS-34, EF241AH 0001RCN, ER24-1AHS-34	402-258B-01	**62-1190**
THERMOMETER — Vertical, -40° to 120°F	DP, M, MT, SP, SPD, UCF, UCR, UR, WT, WTF, WTR, WTRD	402-223B	**62-1189**
THERMOSTAT — -25° to 50°F		502-323B	**46-1313**
THERMOSTAT — -12° to 18°F		502-111A	**46-1538**
THERMOSTAT — 9.9° to 44.7°F		502-169A	**46-1569**
THERMOSTAT — -10.8° to 12°F		502-147A	**46-1570**
THERMOSTAT — 17° to 47°F		502-205A	**46-1571**
THERMOSTAT — -25° to 4°F		502-206A	**46-1572**
THERMOSTAT — -50° to 39°F		502-120A	**46-1573**
THERMOSTAT — 0° to 40°F		502-294B	**46-1574**
THERMOSTAT — 11° to 47°F	UCR34	502-236A	**46-1651**
THERMOSTAT — -12° to 47.5°F	**Series:** DW; MT(17,18,21,27,38,45,49), SV-27	502-139A	**46-1311**
THERMOSTAT — 11.4° to 50.6°F	Where Applicable	502-290B	**46-1599**
THERMOSTAT — 12.4° to 46.5°F	BZ13, BZ16, EZA84	502-301B	**46-1600**
THERMOSTAT — 16° to 50°F	WTR27, MT27, SP, UCR27	502-302B	**46-1575**
THERMOSTAT — 16.4° to 45°F	UCR20	502-353B-01	**46-1601**
THERMOSTAT — 18° to 48°F	Where Applicable	502-289B	**46-1312**
THERMOSTAT — w/Knob, 16° to 44°F	DP119, DP41, DP46, DP67, DP93	502-140A	**46-1872**
THERMOSTAT — w/Knob, 14° to 40°F	CRG24, M10, MT12, MT14, MT19	502-293B	**46-1873**
THERMOSTAT — w/Knob, 17° to 38°F	STF	502-324B	**46-1874**

62-1096

62-1190

62-1189

46-1313

46-1538

46-1569

46-1570

46-1571

46-1572

46-1573

46-1574

46-1651

46-1311

46-1599

46-1600

46-1575

46-1601

46-1312, 46-1872

46-1873

46-1874

REPLACEMENT PARTS — BY OEM

BEVERAGE-AIR (CONT.)

Description	Use	OEM Number	Order Number
THERMOSTAT, DEFROST	CFG, CRG, EF, KF, PF, UCR27	502-069A	**48-1151**
THERMOSTAT, FAN	CFG, CRG, EF, KF, PF, UCR27	502-070A	**48-1152**
THERMOSTAT, FREEZER — -27° to 3°F	Where Applicable	502-067ABB	**46-1310**
THERMOSTAT, HI-TEMP CUTOUT — -50° to 25°F	GF (24,34,48), UCF(27,48,67), WTF(27,48,67)	502-089A	**48-1153**
TIMER, DEFROST		502-115A	**42-1800**
TIMER, DEFROST	Where Applicable	502-171A	**42-1638**
TRAY, DRIP — 14½" x 5⅛", SS	BM23, DD50, DD58, DD68, DD78, DD94	28A06-004C	**26-5976**
TUBING — (Per Foot), ½" ID x ⅝" OD	Where Applicable	703-288AAA	**32-1785**
WIPER, REAR — 23½" Long	DMC	401-430A	**28-2351**

48-1151

48-1152

46-1310

48-1153

42-1800

42-1638

26-5976

32-1785

28-2351

1-2 Day Ground Shipping to Most of the U.S.

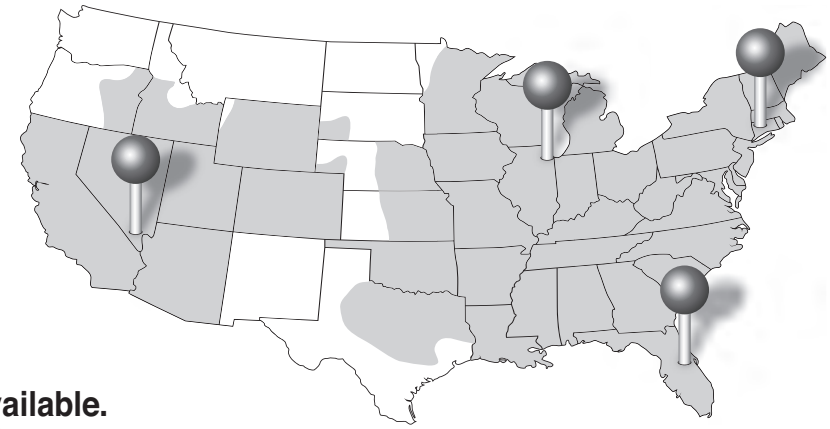

AllPoints®
Foodservice Parts & Supplies

Overnight Air Shipping Available.
We offer the latest cut-off in the industry for same day shipping.

REPLACEMENT PARTS — BY OEM

CONTINENTAL

Description	Use	OEM Number	Order Number
BAR, ADAPTOR — 14"		CM1-0244	**26-6129**
BLADE, FAN — 5½", CCW		4-623	**28-2413**
CLIP, PILASTER — Zinc	Where Applicable	50120	**23-202**
GASKET, DOOR — 22½" x 25½", Gray	Where Applicable	2-705	**74-1089**
GASKET, DOOR — 31⅝" x 59⁷⁄₁₆", Gray	Where Applicable	2-722	**74-1250**
GASKET, DOOR — 23¼" x 25¼", Gray	Where Applicable	2-711	**74-1251**
GASKET, DOOR — 21⅜" x 60½", Gray	Where Applicable	2-723	**74-1252**
GASKET, DOOR — 31½" x 60½", Gray	Where Applicable	02-731	**74-1253**
GASKET, DOOR — 25⅜" x 26¼", Gray	Where Applicable	2-706	**74-1329**
MOTOR, FAN — 120V		4-750	**68-1455**
SCREW — Cutting Board		6005	**26-5341**
SHELF — 19⅛" x 25¾", Zinc		5-111	**26-2644**
SHELF — 21½" x 16½"		5-265	**26-6121**
SHELF — 22" x 25½", Zinc		5-112	**26-2648**
SHELF — 29⅜" x 24¾""		5-127HD	**26-6122**
THERMOSTAT		4-748	**46-1829**

26-6129

28-2413

23-202

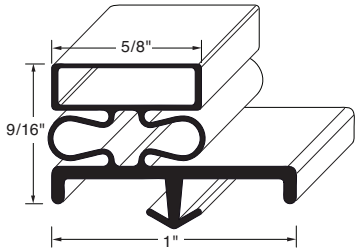

74-1089, 74-1251, 74-1252, 74-1329

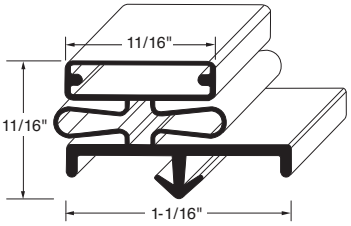

74-1250

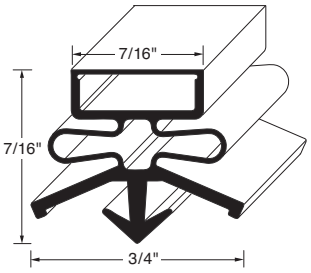

74-1253

68-1455

26-5341

26-2644

26-6121

26-2648

26-6122

46-1829

REPLACEMENT PARTS — BY OEM

CORNELIUS (JET SPRAY)

Beverage Dispensers

Description	Use	OEM Number	Order Number
BOWL — 10 Gallon (Each half is 5 Gallons)	TJ3, TJP4, TJP4A, TJW1, TJW2	S3273	**32-1731**
BOWL — 5 Gallon	JS7, JT20, JT30, JW5, JW6	S6562	**32-1284**
CAPACITOR — Compressor	Quantum	45010003	**38-1566**
CAPACITOR — Compressor	Quest	720503208	**38-1568**
CHUTE, ICE	ED200, ED250	52881	**28-1709**
CIRCULATOR FOR PULPY PRODUCTS	EJ1, J15, JS7, JT20, JT30, JW5, JW6, JW8, TJ3, TJP4	S6737	**68-1231**
CONDENSER FILTER	TJ3, TJP4, TJP4A, TJW1, TJW2	S3355	**28-1444**
COVER, BOWL — For **32-1731**	TJ3, TJP4, TJP4A, TJW1, TJW2	S3338	**28-1529**
COVER, BOWL — For **32-1284**	JS7, JT20, JT30, JW5, JW6	S6676	**32-1285**

32-1731

32-1284

38-1566

38-1568

28-1709

68-1231

28-1444


28-1529

32-1285

See Our Web Site to Place Your Orders and More!

Search Our Entire Inventory @ www.AllPointsFPS.com

Log into your account and you can...

- ***Check Current Pricing and Availability***
- ***Place Orders Anytime — Day or Night***
- ***Download Current Pricing, Forms and More***
- ***View Product Description & Model Usage***
- ***View Order History***
- ***Track Shipments***
- ***Check Order Status***
- ***View Account Information***
- ***Save Time with Quick Order***

REPLACEMENT PARTS — BY OEM

CORNELIUS (JET SPRAY) (CONT.)

Beverage Dispensers (Cont.)

Description	Use	OEM Number	Order Number
COVER, DRIP TRAY — White	TJ3, TJP4, TJP4A, TJW1, TJW2	A7295	**28-1443**
COVER, DRIP TRAY — Beige	JS7, JT20, JT30, JW5, JW6	S7341002	**28-1435**
DISPENSE MECHANISM	ED200, ED250	32954	**58-1156**
GASKET, BOWL	EJ1, J15	S1717	**32-1887**
GASKET, BOWL — (For **32-1731** 10 Gal. Bowl)	TJ3, TJP4, TJP4A, TJW1, TJW2	S3170	**32-1177**
GASKET, BOWL — (For **32-1284** 5 Gal. Bowl)	JHT301, JS7, JT20, JT30, JW5, JW6	S6600	**32-1286**
GASKET, BOWL SPOUT	JS7, JT20, JT30, JW5, JW6	620710142	**32-1287**
HANDLE ASSEMBLY — Pinch Tube Type	EJ1, J15, JS7, JT20, JT30, JW5, JW6, TJ3, TJP4, TJP4A	S4381	**22-1089**
IMPELLA ASSEMBLY — w/Magnet & Pin	TJ3, TJP4, TJP4A, TJW1, TJW2	S2721	**28-1361**
IMPELLA — Gray	TJ3	S1748	**26-3144**
IMPELLA — w/Bearing Screw Assembly (For Older Impella Assembly's)	EJ1, JS7, JT20, JW5, JW6, JW8, TJ3, TJW1, TJW2	S6854	**26-3146**
IMPELLA & IMPELLA SUPPORT PIN — w/Clip	EJ1, JS7, JT20, JT30, JW5, JW6, JW8, TJ3, TJP4, TJP4A, TJW1, TJW2	A3058	**26-3145**
IMPELLA SUPPORT PIN — w/Clip (For **26-3145**)	EJ1, J15, JS7, JT20, JT30, JW5, JW6, JW8, TJ3	A2549	**26-3147**
IMPELLER, PUMP	Quantum, Quest	45728001	**26-4092**
MOTOR, AGITATOR	JS7	S6641	**68-1298**
MOTOR/AGITATOR PUMP ASSEMBLY	Quest	720502800	**68-1293**


28-1443

28-1435

58-1156

32-1887

32-1177, 32-1286

32-1287

22-1089

28-1361

26-3144

26-3146

26-3145

26-3147

26-4092

68-1298

68-1293

REPLACEMENT PARTS — BY OEM

CORNELIUS (JET SPRAY) (CONT.)

Beverage Dispensers (Cont.)

Description	Use	OEM Number	Order Number
MOTOR, FAN — Condenser, 115V	J15, JT20	S1630	**68-1296**
MOTOR, FAN — Condenser, 115V, Spray Drive	JS7	S6642	**68-1299**
MOTOR, FAN — Condenser, 230V	JT20	S2397	**68-1295**
MOTOR, FAN — Condenser, 220/240V, Spray Drive	JT30	A2072	**68-1294**
MOTOR, FAN — Condenser, 115V	Quantum	48004	**68-1285**
MOTOR, FAN — Condenser, 120V	Quest	560004360	**68-1288**
MOTOR, FAN — Condenser, 115V	EJ1, J15, A8661, A8662, A8663	S2883	**68-1297**
MOTOR, PUMP — 28V DC	Quantum, Quest	45016001	**68-1287**
MOTOR, SPRAY DRIVE — 115V “Retrofit Kit”	EJ1, J15, TJ3	S3357 / S1506*	**68-1010**
MOTOR, SPRAY DRIVE — 115V	JT20, JT30	A1753 / S1506*	**68-1043**
NOZZLE	Quantum, MJ30-4, MJ31-4, MJ32-4	45003	**28-1708**
NOZZLE	Quest	620715835	**28-1710**
NOZZLE, VALVE	1522, 1722, 2323, ED200, ED250	1945	**28-1706**
OVERLOAD — Compressor	EJ1, J15	18370	**38-1563**
OVERLOAD — Compressor	JS7	S3067	**38-1570**
OVERLOAD — Compressor	JT20	S2828	**38-1569**
OVERLOAD — Compressor	JT30	3127	**38-1564**
OVERLOAD — Compressor	Quest, 2000, NT	720503206	**38-1567**
OVERLOAD — Compressor	Quantum	45010001	**44-1554**

*N/L/A @ OEM. OEM Manufactures 2 separate motors (**68-1010** & **68-1043**) as replacements for S1506 on models listed above.

68-1296

68-1299

68-1295

68-1294

68-1285

68-1288

68-1297

68-1287

68-1010

68-1043

28-1708

28-1710

28-1706

38-1563, 38-1564, 38-1569, 38-1570

38-1567

44-1554

REPLACEMENT PARTS — BY OEM

CORNELIUS (JET SPRAY) (CONT.)

Beverage Dispensers (Cont.)

Description	Use	OEM Number	Order Number
PUMP HOUSING ASSEMBLY	JS7, JT20, JT30, JW5, JW6	S6677	**32-1289**
RELAY, START — Compressor, 230V, 50HZ	JS7	S2220	**44-1558**
RELAY, START — Compressor	JT20, EJ1	820RR12G21	**44-1553**
RELAY, START — Compressor, 115V, 60HZ	JT30, 750, Vantage	3128	**44-1551**
RELAY, START — Compressor, 115V	Quest	820RR12130	**44-1552**
RELAY, START — Compressor	EJ1, J15	723887	**44-1550**
RELAY, START	Quantum	3ARR12PAH11	**38-1565**
REST, CUP	1522	167787000	**26-4093**
REST, CUP	1722	167787014	**26-4095**
REST, CUP	2323	167787002	**26-4094**
REST, CUP	ED200, ED250	71039	**26-4112**
REST, CUP	EJ1, J15	A7342	**28-1711**
REST, CUP	JS7, JT20, JT30	18747002	**26-4091**
SPRING, PINCH TUBE	EJ1, J15, JS7, JT20, JT30, JW5, JW6, JW8, TJ3, TJP4, TJP4A	S4363	**26-1558**
SWITCH, DOOR CATCH	Quest	720202009	**42-1788**
SWITCH, DISPENSE	1522, 1722, 2323	167570001	**42-1785**
SWITCH, DISPENSE	ED200, ED250	O2070	**42-1622**
SWITCH, KEY	1522, 1722, 2323	163545001	**42-1784**
SWITCH, KEY	ED200, ED250	32977	**42-1782**

32-1289

38-1565, 44-1550, 44-1551, 44-1553, 44-1558

44-1552


26-4093


26-4095


26-4094

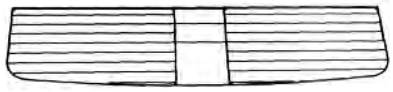
26-4112

28-1711

26-4091

26-1558

42-1788

42-1785

42-1622

42-1784

42-1782

REPLACEMENT PARTS — BY OEM

CORNELIUS (JET SPRAY) (CONT.)

Beverage Dispensers (Cont.)

Description	Use	OEM Number	Order Number
SWITCH, ROCKER — ON/OFF	JS7, JT20, JT30	18334	**42-1781**
SWITCH, SAFETY	Quantum	7233023	**42-1783**
SWITCH, TOGGLE — ON/OFF	EJ1, J15	S3004	**42-1106**
THERMOSTAT — 31° to 41°		S6657	**46-1270**
THERMOSTAT, PRODUCT	Quantum	46306	**46-1565**
THERMOSTAT, WATER	Quantum	46307	**46-1613**
TRANSFORMER — 115V to 24V	1522, 1722, 2323	630000601	**44-1556**
TRAY, DRIP — Beige	JS7, JT20, JT30, JW5, JW6	S7737	**28-1437**
TRAY, DRIP — White	JS7, JT20, JT30	18747	**28-1707**
TUBE, PINCH	EJ1, J15, JS7, JT20, JT30, JW5, JW6, JW8, TJ3, TJP4, TJP4A, TJW1, TJW2	S4206	**32-1178**
TUBE, PUMP	Quantum, Quest	45098	**32-1886**
TUBE, SPRAY — (For **28-1361** Impella Assy.)	TJ3, TJP4, TJP4A, TJW1, TJW2	S3169	**32-1176**
TUBE, SPRAY — (For **32-1289** Pump Housing)	JS7, JT20, JT30, JW5, JW6, TJP4, TJP4A, TJW1, TJW2	S6670	**32-1288**
VALVE	1522, 1722, 2323	561000155	**58-1159**
VALVE	ED200, ED250	561000162	**58-1160**
WASHER, CONDENSATE	TJ3, TJP4, TJP4A, TJW1, TJW2	S3354	**32-1179**

42-1781

42-1783

42-1106

46-1270

46-1565

46-1613

44-1556

28-1437

28-1707

32-1178

32-1886

32-1176

32-1288

58-1159

58-1160

32-1179

REPLACEMENT PARTS — BY OEM

CORNELIUS (JET SPRAY) (CONT.)

Chillers

Description	Use	OEM Number	Order Number
THERMOSTAT — 35° to 50°		31001	**46-1604**

Coolers

GASKET, DOOR — 27¼" x 56⅛", Black	Where Applicable	1034914	**74-1326**

Ice Dispensers

CAPACITOR, MOTOR	**Series:** TJ90, TJ150	30774	**26-3307**
GASKET, GATE	**Series:** TJ45, TJ90, TJ150, TJ200, TJ250, TJ300, TJ400	51891	**74-1134**
GASKET, MOTOR	TJ90S, TJ90S-Z	50806	**74-1133**
GATE SLIDE	TJ90S, TJ90S-Z	21491	**26-3304**
MOTOR, AGITATOR — 115V	TJ90S, TJ90S-Z	31889	**68-1243**
MOTOR SHAFT SEAL	**Series:** TJ45, TJ90, TJ150	50454	**32-1790**
REPAIR KIT — Gate Solenoid	TJ90S, TJ90S-Z	70438	**26-3308**
SHIELD, FOAM	TJ90S, TJ90S-Z	23062	**28-1665**
SOLENOID ASSEMBLY, GATE	**Series:** TJ45, TJ90, TJ150, TJ400	31093	**58-1154**
SWITCH KIT, DISPENSE	**Series:** TJ45, TJ90, TJ150, TJ200, TJ250, TJ300, TJ400	O2070	**42-1622**

46-1604

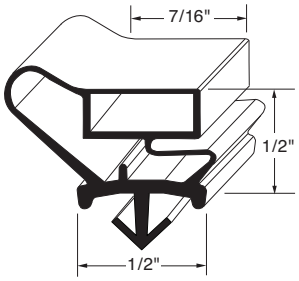

74-1326

26-3307


74-1134

74-1133

26-3304

68-1243

32-1790

26-3308

28-1665

58-1154

42-1622

REPLACEMENT PARTS — BY OEM

CORNELIUS (JET SPRAY) (CONT.)

Ice Machine — Cuber

Description	Use	OEM Number	Order Number
CONTACTOR — 120V	XAC330, XAC332, XAC530, XAC522	164884002	**44-1555**
CONTACTOR — 208/240V	XAC830, XAC1030	40713	**44-1549**
CONTROL BOARD	XAC330, XAC332, XAC530, XAC522, XAC830, XAC1030	630900789	**46-1614**
MOTOR, FAN — Condenser, 115V	XAC330, XAC332, XAC530, XAC522	630000456	**68-1289**
MOTOR, PUMP — 115V	XAC330, XAC332, XAC530, XAC522	630900797	**68-1291**
MOTOR, PUMP — 240V	XAC830, XAC1030	630900796	**68-1290**
SWITCH, BIN	XAC330, XAC332, XAC530, XAC522, XAC830, XAC1030	630900798	**42-1786**
VALVE, DUMP — 120V	XAC330, XAC332, XAC530, XAC522	165637008	**58-1157**
VALVE, DUMP — 240V	XAC830, XAC1030	165637009	**58-1158**
VALVE, EXPANSION	XAC330, XAC332	161921006	**56-1378**
VALVE, EXPANSION	XAC530, XAC522	161921007	**56-1379**
VALVE, EXPANSION	XAC830, XAC1030	161921008	**56-1380**
VALVE, HOT GAS — 120V	XAC330, XAC332	165629005	**52-1667**
VALVE, HOT GAS — 120V	XAC530, XAC522	165629006	**52-1668**
VALVE, WATER INLET— 120V	XAC330, XAC332, XAC530, XAC522	630900786	**58-1162**
VALVE, WATER INLET — 240V	XAC830, XAC1030	630900791	**58-1163**

44-1555

44-1549


46-1614

68-1289

68-1291

68-1290

42-1786

58-1157

58-1158

56-1378

56-1379

56-1380

52-1667

52-1668

58-1162

58-1163

REPLACEMENT PARTS — BY OEM

CORNELIUS (JET SPRAY) (CONT.)

Ice Machine — Flaker

Description	Use	OEM Number	Order Number
CONTACTOR — 120V, 3-Pole	WCF510A, WCF710A	638090052	**44-1557**
MOTOR, FAN — Condenser, 115V	WCF510A	638036225	**68-1292**
MOTOR, FAN — Condenser, 115V	WCF710A	60070140	**68-1286**
SWITCH, BIN	WCF510A, WCF710A	630900946	**42-1787**
VALVE, EXPANSION	WCF510A	638090126	**56-1381**
VALVE, EXPANSION	WCF710A	638090226	**56-1382**
WATER LEVEL CONTROL	WCF510A, WCF710A	630900547	**58-1161**

44-1557

68-1292

68-1286

42-1787

56-1381

56-1382

58-1161

Fin combs, available in several sizes, can be used to quickly and easily straighten bent condenser and evaporator fins back into alignment, contributing to increased operating efficiency of the unit.
See page 194 for a complete selection.

REPLACEMENT PARTS — BY OEM

CRATHCO (GRINDMASTER)

Description	OEM Number	Order Number
AGITATOR	1740	**26-5621**
BOWL	2802	**28-1871**
BOWL — 5 Gal.	1288	**32-1350**
COVER, SINGLE WALL	1116	**32-1349**
COVER, DOUBLE WALL	2240	**32-1351**
COVER, PUMP — for Black Impeller, 6 3/8" OD w/Spray Tube Connection	1735	**32-1279**
COVER, PUMP — for Blue Impeller, 6 3/8" OD w/Spray Tube Connection	1741	**32-1434**
COVER, PUMP — Mini Models, 3 3/8" OD w/Spray Tube Connection	3629	**32-1280**
GASKET, BOWL — 6" OD	1013	**32-1282**
GASKET, BOWL — 3 1/2" OD	2010	**32-1283**
HANDLE — S/S, Push Type	2266	**22-1308**
IMPELLER — Black (Replaces Red & Blue), 1 7/8" OD	1008 3587	**26-3152**
IMPELLER — Blue, 2 1/8" OD	1161	**28-1782**
IMPELLER — Milkfat, Large	1161M	**28-2416**
IMPELLER — Milkfat, Small	1008M	**28-2417**
MOTOR, PUMP — 115V	1068	**68-1042**
MOTOR, PUMP — 115V	1351	**68-1341**
O-RING FOR VALVE — (for **26-1956**)	1012	**32-1294**
SLEEVE, BEARING — 3/8" Dia. x 11/16" Long	3220	**26-1957**
THERMOSTAT — 27° to 48°	1059	**46-1297**
TRAY, DRIP — S/S, 7 5/8" x 4 1/2"	2243	**26-2310**
TRAY, DRIP — Plastic, 7 3/4" x 4 3/4"	2231	**28-1270**
TRAY GRID, DRIP — Plastic, 7 3/8" x 4 3/8"	2232	**28-1271**
TUBE, SPRAY — 13/16" x 8"	1092	**32-1277**
TUBE, SPRAY — 13/16" x 12 3/4"	1261	**32-1278**
VALVE w/O-RING — 3 3/4" Long	1010A	**32-1281**
WASHER, LOCK DOWN — 1" x 1 1/4"	2012	**26-1956**
WASHER, LOCK DOWN — 2 1/4" x 2 1/4"	1734	**26-1955**

26-5621 **28-1871** **32-1350**

32-1349 **32-1351** **32-1279**

32-1434 **32-1280** **32-1282**

32-1283 **22-1308** **26-3152, 28-1782**

28-2416 **28-2417** **68-1042**

68-1341 **32-1294** **26-1957** **46-1297** **26-2310** **28-1270**

28-1271 **32-1277, 32-1278** **32-1281** **26-1955** **26-1956**

REPLACEMENT PARTS — BY OEM

DELFIELD

Description	Use	OEM Number	Order Number
BEARING, ROLLER	Many Models	3234636	**26-6008**
BEARING, ROLLER		3234490	**26-6003**
BEARING, ROLLER — SS, 1½" OD, ¾" Wide		RF000073	**26-6022**
BLADE, FAN — 5½" Dia., CW		3517356	**28-1294**
BLADE, FAN — 5½", CCW		2FAB0241-017	**28-1295**
BLADE, FAN — 5½" Dia., CCW		MCC-2FAB-0241-017	**28-1296**
BLADE, FAN — Evaporator, 7" Dia., CW		2162681	**26-4207**
BLADE, FAN — Evaporator, 5½" Dia., CCW		3516172	**28-2323**
BRACKET		MCC2HAH-0702-001	**26-1885**
BRACKET		MCC2HAH-0701-001	**26-1886**
BRACKET		MCC2HAH-0704-001	**26-1887**
BRACKET		MCC2HAH-0703-001	**26-1888**
BRACKET — Left Lid	Many Models	3234282	**26-6001**
BRACKET — Right Lid	(Same as **26-6001** Left Lid Bracket)	3234266	**26-6000**
BRACKET, HINGE	Where Applicable	3234391	**26-3236**
BRACKET, HINGE CARTRIDGE — TL/BR		3234226	**26-3386**
BRACKET, HINGE CARTRIDGE — TR/BL		3234227	**26-3385**
BRACKET, PIVOT – Top LT/Bottom RT		3234229	**26-4211**
BRACKET, PIVOT – Top RT/Bottom LT		3234228	**26-4210**
BUSHING		9321107	**28-1565**
BUSHING		3234442	**28-2376**
CAM — Hinge		3233984	**28-2412**

26-6008

26-6003

26-6022

28-1294

28-1295

28-1296

26-4207

28-2323

26-1885

26-1886

26-1887

26-1888

26-6001

26-6000

26-3236

26-3386

26-3385

26-4211

26-4210

28-1565

28-2376

28-2412

REPLACEMENT PARTS — BY OEM

DELFIELD (CONT.)

Description	Use	OEM Number	Order Number
CASTER — 3" Wheel, ½-13 Thread		MCC13269	**26-6120**
CASTER — 3" Wheel		3234186	**26-3243**
CASTER — 2" Swivel Plate	4427N-6, D4427N, DCH-BS-27L, DCH-BS-27R, DCH-BSN-32L, DCH-BSN-32R, DCH-DC-27L, DCH-DC-27R, DCH-FSN-33L, DCH-FSN-33R, DCH-FSN-DRW, DCH-RB-45-38, DCH-RB-45-40, DCH-UCR-27R, UC4048, UC4148	3234147	**26-5997**
CASTER — w/Brake (2)	4427N-6, 4432N-12M, 4462N-18M, 4472N, D4427N, D4448N,D4472-24M, D4472-30M, D4472N, D4472N-18, UC4048, UC4148	3234148	**26-5998**
CASTER — 5" Swivel Plate, w/Brake		3234161	**26-5999**
CASTER — w/Brake, 3" Wheel		MCC13270	**26-6119**
CASTER — Plate Mount, 5" Wheel		3234027	**26-2374**
CASTER — Threaded Stem, ½-13, 5" Wheel		MCC596	**26-2422**
CASTER — Threaded Stem, ½-13 x 1", 3" Wheel		3234395	**26-2414**
CASTER — Threaded Stem w/Brake, ½-13, 5" Wheel		MCC597	**26-2423**
CLIP — Bottom Sneezeguard		1702215	**28-2374**
CLIP, SHELF		3234167	**26-3988**
CLIP, SHELF		3234782	**26-6010**
CLIP, SHELF — SS		3234639	**26-6009**
CONDENSATE EVAPORATOR — 117V/160W		MCC13669	**34-1369**
CONTROL KIT, TEMPERATURE	MDL, ML, SPINI, TB	TBP30033	**46-1877**
CONTROLLER RETROFIT KIT — Freezer	Retro fit to replace MCII Control	RF000060	**44-1865**
CONTROLLER RETROFIT KIT — Refrig	Retro fit to replace MCII Control	RF000059	**44-1864**
CONTROLLER, TEMP	6025XL-SH, SSRRI3/SARRI3/SMRRI3-G, SSRRT3/SARRT3/SMRRT3-S	2194782KT	**44-1862**
CONTROLLER, TEMP	66000XL, 6125XL-SH	2194783KT	**44-1863**

26-6120

26-3243

26-5997

26-5998

26-5999

26-6119

26-2374

26-2422

26-2414

26-2423

28-2374

26-3988

26-6010

26-6009

34-1369

46-1877

44-1865

44-1864

44-1862

44-1863

REPLACEMENT PARTS — BY OEM

DELFIELD (CONT.)

Description	Use	OEM Number	Order Number
CORNER PIECE		1702875	**28-2375**
DEFROST CONTROL		2194151	**42-1445**
DOOR CLOSURE		3234371	**26-6002**
DRAIN SCREEN		3234572	**26-3237**
DRAWER SLIDE — LH	18650-VD, 18682-VD, F17VD84, F18SR, F18VD50, F18VD82, F2952C, F2982FDR, F2982VD	3234504	**26-6005**
DRAWER SLIDE — LH		3234517	**26-6007**
DRAWER SLIDE — RH	18650-VD, 18682-VD, F17VD84, F18SR, F18VD50, F18VD82, F2952C, F2982FDR, F2982VD	3234492	**26-6004**
DRAWER SLIDE — RH		3234509	**26-6006**
DRAWER STOP — RH		263-191-0002	**26-3246**
DRAWER STOP — LH		263-191-0001	**26-3261**
DRAWER TUB — 18 3/8" x 18 7/8"		1702075	**28-2373**
ELEMENT, CONDENSATE — 115V/200W	CM-2, CMB-2, CP-2, CP-4, CPB-2, CPB-4, DCH-RES-39L, F17FR48, F17FR58, F17FR66, F17FR76, F17R102, F17R44, F17R52, F17R60, F17R70, F17R79, F17R87, F18FC43, F18FC62, F18FC70, F18FC78, F18FC88, F2748, F2776, F28102, F28110, F2844, F2852, F2856, F2862, F2875, F2880, F2887, F2899	2194199	**34-2252**
EVAPORATOR COIL — 19" x 5" x 4"		3516095	**26-6013**
EVAPORATOR COIL — 18 3/4" x 4" x 3 1/2"	4427N-6, 4432N-12M, 4462N-18M, D4427N, D4472-24M, D4472-30M, D4472N-18, UC4048, UC4148	3516298	**26-6015**
EVAPORATOR COIL — 16.44" x 4.87"	402, 403, 406, 407, 6000XL, 724, D4427N, MFR1-S, UC4148	3516093	**26-6012**
EVAPORATOR COIL — 2 1/2" x 6" x 1"	402, 406, 406-CA, 406CP, 6151, ST4048, UC4048	3516116	**26-6014**
FAN DELAY		MCC17928	**42-2128**

28-2375

42-1445

26-6002

26-3237

26-6005 **26-6007** **26-6004** **26-6006** **26-3246**

26-3261

28-2373

34-2252


26-6013

26-6015

26-6012


26-6014

42-2128

REPLACEMENT PARTS — BY OEM

DELFIELD (CONT.)

Description	Use	OEM Number	Order Number
GASKET — 15½" x 14⅞", Blue	Where Applicable	KR000753	**74-1131**
GASKET, BUMPER — 15⅛", Black	9036, 9048, 9060, 9072	3233926	**74-1386**
GASKET, BUMPER — 36¾", Gray	Where Applicable	3233930	**74-1387**
GASKET, BUMPER — 31¾", Black	Many Models	3234808	**74-1388**
GASKET, DOOR — 23⅝" x 29⁹⁄₁₆", Black		MCC15742	**74-1460**
GASKET, DOOR — 24⁵⁄₁₆" x 60⅝", Black		MCC673	**74-1459**
GASKET, DOOR — 23⅛" x 59⅜", Blue	Where Applicable	1701341	**74-1174**
GASKET, DOOR — 18⅞" x 19¹³⁄₁₆", Blue	Where Applicable	TBP60017	**74-1125**
GASKET, DOOR — 24¾" x 26⅛", Blue	Where Applicable	1701087	**74-1187**
GASKET, DOOR — 20¾" x 21¾", Blue	Where Applicable	1701070	**74-1260**
GASKET, DOOR — 24⁹⁄₁₆" x 60½", Gray	Where Applicable	1702201	**74-1123**
GASKET, DOOR — 22⅞" x 28¼", Gray	Where Applicable	1702302	**74-1176**
GASKET, DOOR — 22¾" x 59¼", Blue	**Series:** 6000	1702295	**74-1254**
GASKET, DOOR — 28¾" x 67½", 3 Sided, Gray		MCC203	**74-1273**
GASKET, DOOR — 27¼" x 30¾", Blue		1701120	**74-1325**
GASKET, DOOR — 24½" x 29", Gray	Where Applicable	1702202	**74-1373**
GASKET, DOOR — 24½" x 60⅝", Gray	Spec Line Snap-In Full SS Door	1702209	**74-1374**
GASKET, DOOR — 29" x 66⅜", 3-Sided, Gray	Where Applicable	1702850	**74-1384**
GASKET, DOOR — 19⁹⁄₁₆" x 29⁹⁄₁₆", Gray		MCC13276	**74-1457**
GASKET, DOOR — 19⁹⁄₁₆" x 27⅛", Gray		MCC13799	**74-1458**
GASKET, DOOR — 23" x 27⅛", Gray		1702878	**74-1462**
GASKET, DOOR — 20½" x 25½", Gray		MCC14498	**74-1019**
GASKET, DOOR — 24½" x 26¾", Gray		MCC14499	**74-1020**
GASKET, DOOR — 25" x 25½", Gray		MCC14497	**74-1464**
GASKET, DOOR — 22¾" x 29½", Gray		MCC0605	**74-1025**
GASKET, DOOR — 23" x 60½", Gray		MCC0606	**74-1026**

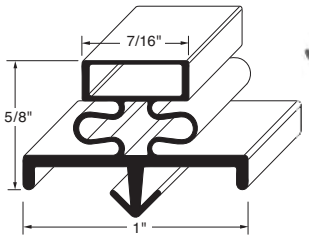

74-1131

74-1386

74-1387

74-1388

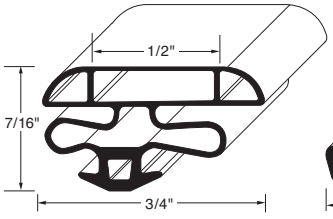

74-1460

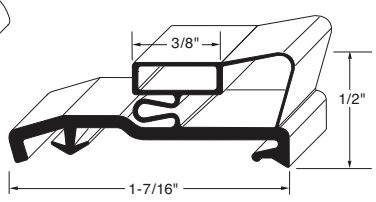

74-1459

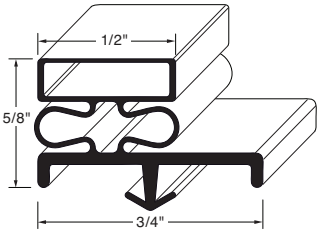

74-1174

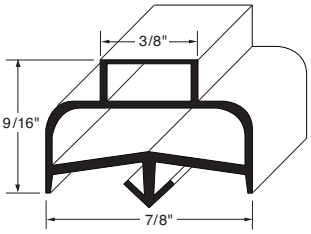

74-1125, 74-1187, 74-1260

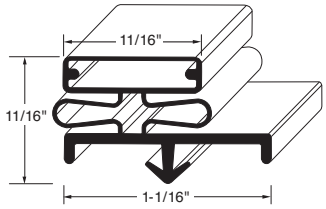

74-1123, 74-1176, 74-1254, 74-1273, 74-1325, 74-1373, 74-1374, 74-1384, 74-1457, 74-1458, 74-1462

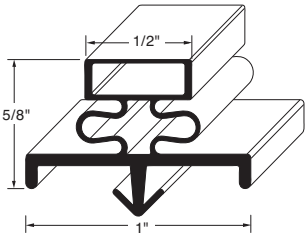

74-1019, 74-1020, 74-1464

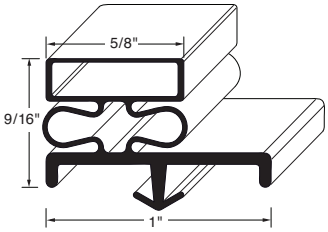

74-1025, 74-1026

REPLACEMENT PARTS — BY OEM

DELFIELD (CONT.)

Description	Use	OEM Number	Order Number
GASKET, DOOR — 24" x 29 15/16", Blue	Where Applicable	1701289	**74-1124**
GASKET, DOOR — 23 1/4" x 28 1/4", Gray	6025XL-SH	1701208	**74-1304**
GASKET, DOOR — 24 1/4" x 29 3/4", Gray	402, 403, 406, 407, 6000XL, 724, D4427N, MFR1-S, UC4148	1701319	**74-1372**
GASKET, DOOR — 25 1/4" x 29 3/8", Gray	Where Applicable	1702745	**74-1382**
GASKET, DOOR — 23 7/8" x 24 7/8", Blue	Where Applicable	1701185	**74-1083**
GASKET, DOOR — 15 7/16" x 24 1/16", Blue	Where Applicable	1701189	**74-1084**
GASKET, DOOR — 22 1/2" x 25 1/2", Blue	Where Applicable	1702473	**74-1087**
GASKET, DOOR — 24 3/4" x 27 1/2", Blue	Where Applicable	1702623	**74-1090**
GASKET, DOOR — 25 3/8" x 25 1/2", Blue	Where Applicable	1702474	**74-1115**
GASKET, DOOR — 21 3/4" x 27 1/2", Blue	Where Applicable	1702622	**74-1184**
GASKET, DOOR — 25 1/2" x 30 1/2", Blue	**Series:** 4432, 4464	1702475	**74-1255**
GASKET, DOOR — 16 7/8" x 23 7/8", Blue	Where Applicable	1701183	**74-1256**
GASKET, DOOR — 25 1/2" x 28 7/16", Blue	**Series:** 4460	1702562	**74-1257**
GASKET, DOOR — 23" x 59", Blue	Where Applicable	1702751	**74-1259**
GASKET, DOOR — 21 7/8" x 24", Blue	Where Applicable	1701184	**74-1262**
GASKET, DOOR — 23 7/8" x 29 7/8", Blue	Where Applicable	1701186	**74-1323**
GASKET, DOOR — 22 1/2" x 58 5/16", Gray	Where Applicable	1702796	**74-1345**
GASKET, DOOR — 22 3/4" x 28 3/8", Gray	Where Applicable	1702797	**74-1346**
GASKET, DOOR — 23 7/8" x 60 15/16", Gray	Vantage	1701288	**74-1370**
GASKET, DOOR — 24 15/16" x 60 15/16", Gray	Where Applicable	1701318	**74-1371**
GASKET, DOOR — 25" x 29 1/4", Gray	MD6R1-SH	1702636	**74-1378**
GASKET, DOOR — 23 3/4" x 25", Gray	Vantage ½ Door	1702641	**74-1380**
GASKET, DOOR — 25" x 59 3/8", Gray	Where Applicable	1702744	**74-1381**
GASKET, DOOR — 30" x 73 1/2", 3-Sided, Gray	Where Applicable	1702748	**74-1383**
GASKET, DOOR — 29 1/4" x 59 5/8", Gray	Where Applicable	1702909	**74-1385**
GASKET, DOOR — 23 7/8" x 51 7/16", Gray	Many Models	1702640	**74-1379**
GASKET, DOOR — 23 1/8" x 28 1/2", Blue	Where Applicable	1702056	**74-1011**
GASKET, DOOR — 23 1/8" x 59 1/4", Blue	Where Applicable	1702009	**74-1012**
GASKET, DOOR — 24 13/16" x 27 1/4", Blue	Where Applicable	1702144	**74-1014**
GASKET, DOOR — 15 13/16" x 21 1/4", Blue	Where Applicable	1702146	**74-1168**

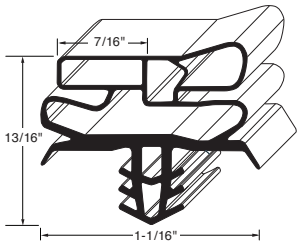

74-1124, 74-1304, 74-1372, 74-1382

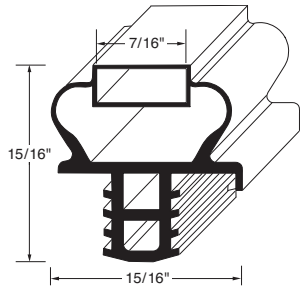

74-1083, 74-1084, 74-1087, 74-1090, 74-1115, 74-1184, 74-1255, 74-1256, 74-1257, 74-1259, 74-1262, 74-1323

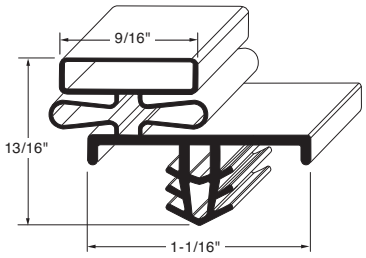

74-1345, 74-1346, 74-1370, 74-1371, 74-1378, 74-1380, 74-1381, 74-1382, 74-1383, 74-1385

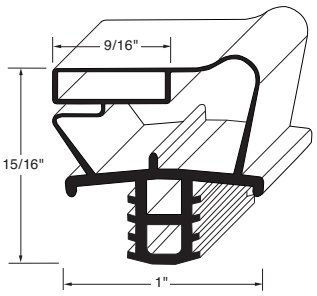

74-1379

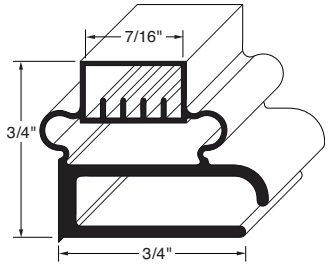

74-1011, 74-1012, 74-1014, 74-1168

For **General Use Gaskets**
See Pages 116-118

For **Custom Gaskets**
See Pages 119-120

REPLACEMENT PARTS — BY OEM

DELFIELD (CONT.)

Description	Use	OEM Number	Order Number
GASKET, DOOR — 15½" x 20⅝", Blue	Where Applicable	1702001N	**74-1015**
GASKET, DOOR — 20½" x 21¼", Blue	Where Applicable	1702003N	**74-1016**
GASKET, DOOR — 24½" x 25½", Blue	Where Applicable	1702110N	**74-1017**
GASKET, DOOR — 14⅞" x 18", Blue	Where Applicable	TBP3001	**74-1158**
GASKET, DOOR — 15⅛" x 21⅜", Blue	Where Applicable	N/A	**74-1264**
GASKET, DOOR — 7⅝" x 24⅜", Blue	Where Applicable	1702011	**74-1006**
GASKET, DOOR — 9⅛" x 21⅛", Blue	Where Applicable	1702008	**74-1007**
GASKET, DOOR — 15¼" x 20⅝", Blue	Where Applicable	1702001	**74-1008**
GASKET, DOOR — 20⅝" x 21¼", Blue	Where Applicable	1702003	**74-1009**
GASKET, DOOR — 21¾" x 27⅛", Blue	Where Applicable	1702090	**74-1010**
GASKET, DOOR — 24½" x 25½", Blue	Where Applicable	1702110	**74-1013**
GASKET, DOOR — 21 13/16" x 27¼", Blue	Where Applicable	1702147	**74-1092**
GASKET, DRAWER — 7⅛" x 29", Blue	Where Applicable	1701062	**74-1018**
GASKET, DRAWER — 10¾" x 24¾", Blue	Where Applicable	1701192	**74-1085**
GASKET, DRAWER — 7⅜" x 29¼", Blue	Where Applicable	1701197	**74-1086**
GASKET, DRAWER — 10⅞" x 16⅞", Blue	Where Applicable	1701190	**74-1091**
GASKET, DRAWER — 9½" x 15 13/16", Blue	Where Applicable	1701057	**74-1181**
GASKET, DRAWER — 12⅜" x 24⅞", Blue	**Series:** 18000	1702503	**74-1258**
GASKET, DRAWER — 9⅛" x 21⅝", Blue	Where Applicable	1702008N	**74-1261**
GASKET, DRAWER — 10⅞" x 21⅞", Blue	Where Applicable	1701191	**74-1263**
GASKET, DRAWER — 13" x 30", Blue	Where Applicable	1702522	**74-1305**
GASKET, DRAWER — 15" x 21¼", Blue	Where Applicable	1701188	**74-1367**
GASKET, DRAWER — 10⅞" x 29⅞", Blue	Where Applicable	1701193	**74-1368**
GASKET, DRAWER — 7½" x 24⅜", Blue	F17C60, F17C68, F17C87, F17C95, F2852, F2862, F2875, F2887, F2962, F2962C, F2975, F2987, F2987C, F2996, F2996C, F2999, F2999C	1701196	**74-1369**
GASKET, DRAWER — 8 3/16" x 25 5/16", Blue	Where Applicable	1702476	**74-1375**
GASKET, DRAWER — 13" x 25", Blue	Where Applicable	1702424	**74-1376**
GASKET, DRAWER — 13" x 22", Blue	D4472-24M, D4472-30M, D4472N-18	1702541	**74-1377**
GASKET, DRAWER — 8" x 33", Gray	Where Applicable	MCC2GAD-M008-001	**74-1461**

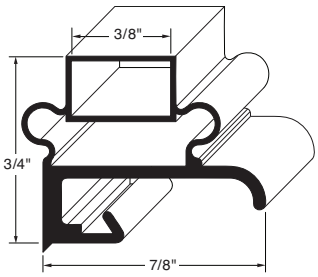

74-1015, 74-1016, 74-1017, 74-1158, 74-1261, 74-1264

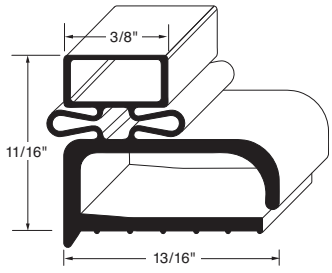

74-1006, 74-1007, 74-1008, 74-1009, 74-1010, 74-1013, 74-1092

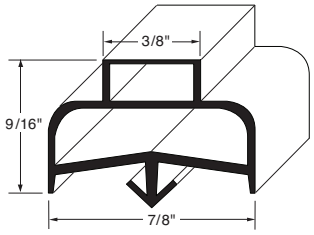

74-1018, 74-1181

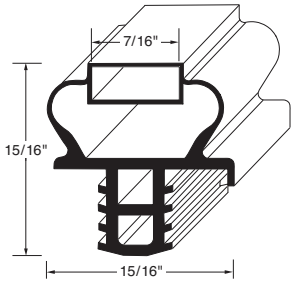

74-1085, 74-1086, 74-1091, 74-1258, 74-1263, 74-1305, 74-1367, 74-1368, 74-1369, 74-1375, 74-1376, 74-1377

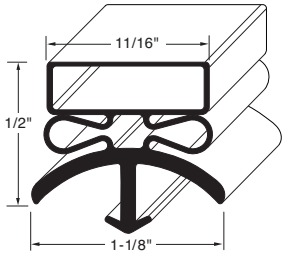

74-1461

REPLACEMENT PARTS — BY OEM

DELFIELD (CONT.)

Description	Use	OEM Number	Order Number
GASKET, LID — Per Ft., Gray	Where Applicable	6230253	**32-1803**
GASKET, SILICONE — Per Ft., Gray	Where Applicable	1702190	**74-1128**
GASKET, TRIM — Per Ft., Gray	**Series:** 8000	1701014	**32-1804**
GASKET, WIPER — 30 7/16", Black	Many Models	3234809	**74-1389**
GUARD, FAN — Condenser, 6 7/8" Dia.	Where Applicable	3516178	**28-1797**
GUARD, FAN — Evaporator, 6 3/8" Dia.	Mark7	3516173	**28-1561**
HEATER, DEFROST	Where Applicable	2194774	**34-1884**
HINGE		MCC2500	**26-1580**
HINGE ASSEMBLY — Cam Lift	402, 403, 406, 407, 6000XL, 724, D4427N, Delfield, MFR1-S	000-CIX-0030	**26-6020**
HINGE, CONCEALED	Where Applicable	3237516	**26-3244**
HINGE, CAM LIFT	Where Applicable	3234617	**26-1583**
HINGE, CAM LIFT — w/Spring	Where Applicable	3234765	**26-3241**
HINGE, DOOR — Edgemount		3233999	**26-3381**
HINGE, DOOR — Bottom RH/Top LH	Where Applicable	3234072	**26-4208**
HINGE, DOOR — Top RH/Bottom LH	Where Applicable	3234073	**26-4209**
HINGE KIT	Where Applicable	0420067	**26-3384**
HINGE KIT		0160179	**26-5931**
HINGE KIT		RF000066	**26-5932**
HOSE — Pump, 9" Long, 1/4" ID, 7/16" Dia.	Where Applicable	3233992	**32-2162**
KNOB, TEMPERATURE CONTROL		2194761	**22-1542**

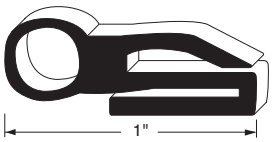

32-1803

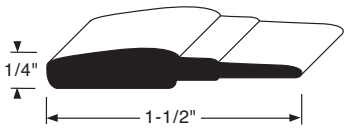

74-1128

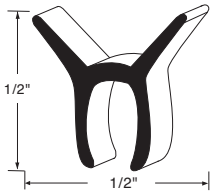

32-1804

74-1389

28-1797

28-1561

34-1884

26-1580

26-6020

26-3244

26-1583

26-3241

26-3381


26-4208

26-4209

26-3384

26-5931

26-5932

32-2162

22-1542

REPLACEMENT PARTS — BY OEM

DELFIELD (CONT.)

Description	Use	OEM Number	Order Number
LEG — Plate Mount		3234045	**26-2439**
LEG — Stud Mount, ½-13, 6" H		3234551	**26-2437**
LIGHT, SIGNAL — 1/2" Red, 125V		2194190	**38-1173**
LIGHT, SIGNAL — 1/2" Red, 250V		2194095	**38-1119**
MOTOR, EVAPORATOR — 115V, 10" Dia., CW	Many Models	2162515	**68-1496**
MOTOR, FAN — 115V	Where Applicable	2162667	**68-1215**
MOTOR, FAN — 115V, w/Fan Blade	Where Applicable	2162691	**68-1168**
MOTOR, FAN — ½ HP, 115V, 60HZ, 7.2A, 1725 RPM	CAB, DIS, SPHM, T, T2, TG	6160024	**68-1499**
MOTOR, FAN — 120V	Where Applicable	2162712	**68-1167**
MOTOR, FAN — 120V, 60HZ, 1.9A, w/Fan Blade	Fan Motor for Heated Spec Line	2162682	**68-1497**
MOTOR, FAN — 120VAC		000-CIN-0010	**68-1529**
MOTOR, FAN — 120V, w/5" Fan		MCC2FAM-0239-025	**68-1169**
MOTOR, FAN — 220V	Where Applicable	2162692	**68-1263**
MOTOR ASSEMBLY, BLOWER — 115V		SEP90115KT	**68-1500**
MOTOR KIT — Evaporator, 115V	18666PT	RF000021	**68-1225**
MOTOR KIT — Evaporator/Condenser, 115V	406, 724 DISPLAY CASE, 4048, 4148, 4260-24	RF000022	**68-1245**
PAN — w/Drain	Many Models	0160014	**26-5995**
PAN, DRAWER — 12⅞" x 18⅝"		1702074	**28-2414**
PAN, DRIP — Evaporator Coil	Where Applicable	000-BNH-0030	**28-1792**
PAN, DRIP — Plastic		0101003	**26-5994**
PIN, LIFT COVER	Where Applicable	9321374	**26-4213**

26-2439

26-2437

38-1173

38-1119

68-1496

68-1215

68-1168

68-1499

68-1167

68-1497

68-1529

68-1169

68-1263

68-1500

68-1225


68-1245

26-5995

28-2414

28-1792

26-5994

26-4213

REPLACEMENT PARTS — BY OEM

DELFIELD (CONT.)

Description	Use	OEM Number	Order Number
PLATE, DEFLECTOR	Many Models	026-061-0001	**26-6021**
PLUG, ELECTRODE HOLDER		2194356	**38-1456**
PRESSURE CONTROL	Where Applicable	2193927	**42-1837**
PRESSURE CONTROL		3516044	**42-1447**
PROBE, TEMPERATURE		XTB00006	**44-1867**
PROBES, BUTTON		TBRF0022	**44-1866**
PULL HANDLE		3234110	**22-1365**
PUMP — 115V, 60HZ, .43A, 23RPM		3516221	**68-1498**
RETAINER, GASKET	Where Applicable	TBP30003	**28-1675**
RETAINER, GASKET	Where Applicable	TBP30002	**28-1644**
SHELF — 19 15/16" x 24 1/2", Silver Epoxy Coated	6000 Series, 6000XL, 6025XLSH, 6076XL-S, 6100 Series, 6151XL-SH, DCH-FF-SHL, DCH-FF-SHR	3978270	**26-6018**
SHELF — 16" x 19 5/8", Silver Epoxy Coated	ST4048, ST4148, UC4048, UC4148	3978272	**26-6019**
SHELF — 19 7/8" x 25 5/16" Silver Epoxy Coated	DCH-BS-27L, DCH-BS-27R, DCH-BS-58L, DCH-EC-68R, DCH-FS-48L, DCH-RB-45-38, DCH-RB-45-40, DCH-UCR-75L, DCH-UCR-75R, F18RC119-ES1L, F18RC119-ES1R	3977998	**26-6017**
SHELF — 20 3/4" x 25 1/2" White Epoxy Coated	Vantage, 1 Door	3977962	**26-6016**
SHELF — 23" x 26 1/4"	Where Applicable	3978278	**26-4212**
SHELF — 25 1/4" x 23"	Vantage, 2 Door	3977966	**26-3245**
SHELF — 26" x 21"	6000	3978085	**26-2676**
SHELF		3978016	**26-4471**
SHELF — 20 7/8" x 25 1/4"		MCC732	**26-3099**
SHELF — Epoxy, 22 1/2" x 16"		3978271	**26-2641**

26-6021

38-1456

42-1837

42-1447

44-1867

44-1866

22-1365

68-1498

28-1675


28-1644


26-6018

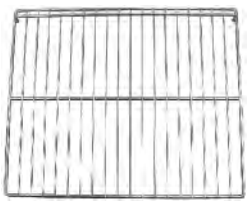
26-6019


26-6017

26-6016


26-4212

26-3245

26-2676

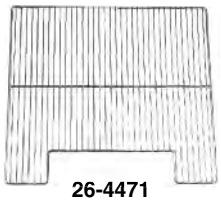
26-4471

26-3099

26-2641

REPLACEMENT PARTS — BY OEM

DELFIELD (CONT.)

Description	Use	OEM Number	Order Number
SOCKET		2195185	**38-1790**
SOLENOID BODY	Many Models	3516102	**51-1598**
SPRING — 4 9/16" x 5/8"	Where Applicable	6150201	**26-3239**
SPRING — 17"	F15MC48D, F15MC48N, F15MR48D, F15MR48N, F15PC48D, F15PC48N, F15PR48D, F15PR48N, F15SC48D, F15SC48N, F15SR48D, F15SR48N, F5MC48D, F5MC48N, F5MR48D, F5MR48N, F5PC48D, F5PC48N, F5PR48D, F5PR48N, F5SC48D, F5SC48N, F5SR48D, F5SR48N	3234810	**26-6011**
SPRING — Light Tension, 0.16 in. lbs, 4 7/16" x 1/2"		6150203	**26-4899**
SPRING — Medium Tension, 0.28 in. lbs, 4 9/16" x 5/8"		6150202	**26-4898**
SPRING ASSEMBLY — 19"		3233943	**26-5996**
SUPPORT, SHELF — S/S		MCC15799	**26-1878**
SUPPORT, SHELF — Zinc		MCC14699	**26-1877**
SWITCH, DEFROST TERMINATION	Where Applicable	2194235	**42-1728**
SWITCH, FAN	Where Applicable	2194046	**42-1734**
SWITCH, JAMB	Where Applicable	5066440	**42-1402**
SWITCH, JAMB	402, 403, 406, 407, 6000XL, 724, D4427N, MFR1-S, UC4148	5066441	**42-2121**
SWITCH, ROCKER — ON/OFF, Red/Black	Where Applicable	2194400	**42-1627**
SWITCH, ROCKER — 20A, 125/277VAC	F18, MH, MR, SPH, SPR, SSH	2194409	**42-1027**
SWITCH, ROCKER — 9/16 x 1 1/8 SPST		2190154	**42-1152**
SWITCH, TOGGLE — 2-3/8 Ctr DPST		2194212	**42-1022**
THERMOMETER — Digital		3517386	**62-1197**

38-1790

51-1598

26-3239

26-6011

26-4899

26-4898

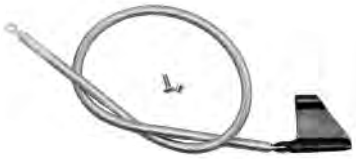
26-5996

26-1878

26-1877

42-1728

42-1734

42-1402

42-2121

42-1627

42-1027

42-1152

42-1022

62-1197

REPLACEMENT PARTS — BY OEM

DELFIELD (CONT.)

Description	Use	OEM Number	Order Number
THERMOSTAT — 17° to 41°F	**Refrigerator Series:** 400, 4000(N,N-M) 6000 (Except 6125-S,6151-S,6176-S)	2194224 2194262 2193910	**46-1315**
THERMOSTAT — -12° to 14°F	**Freezer Series:** 4000, 4500 **Model:** 6125-S, 6151-S, 6176-S	3516043	**46-1316**
THERMOSTAT — 9° to 40°F	Where Applicable	2194536	**46-1528**
THERMOSTAT — -5° to 40°F	Where Applicable	2194201	**46-1314**
THERMOSTAT — Danfoss, 8° to 39°F	Where Applicable	2194763KT	**46-1652**
THERMOSTAT — 16° to 50°F		MCC2THC-0064-035	**46-1317**
THERMOSTAT — 32° to 61°F		3516010	**46-1501**
THERMOSTAT — -17° to 12°F		MCC2THC-M000-001	**46-1537**
THERMOSTAT — -25° to 20°F		3516047	**46-1563**
THERMOSTAT — 34° to 40°F		3516586	**46-1892**
THERMOSTAT — -5° to 0°F		MCC15185	**46-1893**
TIMER, DEFROST	407 Freezer	3516156	**42-1746**
TIMER, DEFROST	Where Applicable	RF000072	**42-1626**
TRANSFORMER — 120V to 12V		2195191	**44-1886**
TUB, DRAWER — 18 3/8" x 18 7/8"		1702075	**28-2373**
VALVE, EXPANSION	Taco Bell Prep Tables	3516224	**56-1331**
VALVE, EXPANSION	SLR56-S	3516273	**56-1360**
VALVE, EXPANSION		3516225	**56-1570**

46-1315

46-1316

46-1528

46-1314

46-1652

46-1317

46-1501

46-1537

46-1563

46-1892

46-1893

42-1746

42-1626

44-1886

28-2373

56-1331

56-1360

56-1570

REPLACEMENT PARTS — BY OEM

ELECTROFREEZE

Description	Use	OEM Number	Order Number
BLADE, SCRAPER	Where Applicable	137362	**28-1512**
BLADE	Where Applicable	137334	**26-3642**
BUSHING, CYLINDER	Where Applicable	196079	**28-1463**
BUSHING, SEAL	Where Applicable	133098	**28-1503**
CLEANER, STERA-SHEEN — Green (CS4)		158014	**32-1805**
CUP, SEAL	Where Applicable	160557	**32-1721**
DIAPHRAGM — (5/Pkg)	Where Applicable	199019	**28-1484**
FAN, REAR PANEL	Where Applicable	151094	**68-1246**
GREASE — Food Grade	Where Applicable	158054A	**85-1111**
HOSE, TRANSFER	Where Applicable	138184	**32-1695**
KNOB	Where Applicable	162625	**22-1536**
O-RING	Where Applicable	159309	**32-1722**
O-RING	Where Applicable	160620	**32-1657**
O-RING		160610	**32-1941**
O-RING — 1" ID x 1/8" Width	Where Applicable	160500	**32-1533**
O-RING — 1 3/16" ID x 1/8" Width	Where Applicable	160582	**32-1530**
O-RING — 1 3/16" ID x 1/8" Width	Where Applicable	159295	**32-1536**
O-RING — 3/16" ID x 1/16" Width	Where Applicable	160562	**32-1508**
O-RING — 7/8" ID x 1/8" Width	Where Applicable	160554	**32-1531**
O-RING — (10/Pkg)	Where Applicable	160611	**32-1720**
O-RING — (10/Pkg)	Where Applicable	160584	**32-1714**
O-RING, HEAD	Where Applicable	160583	**32-1715**
O-RING, PLUNGER — Upper	Where Applicable	160501	**32-1709**
SEAL, SHAFT — Complete	Where Applicable	111875	**32-1729**

28-1512

26-3642

28-1463

28-1503

32-1805

32-1721

28-1484

68-1246

85-1111


32-1695

22-1536

32-1722

32-1657

32-1941

32-1533

32-1530

32-1536

32-1508

32-1531

32-1720

32-1714

32-1715

32-1709

32-1729

REPLACEMENT PARTS — BY OEM

ELECTROFREEZE

Description	Use	OEM Number	Order Number
ROD, PLUNGER		116089	**26-4473**
SLEEVE, VALVE — Rubber, (5/Pkg)	Where Applicable	199020	**32-1689**
SWITCH ASSEMBLY		114176-01	**42-1875**
THERMOSTAT, CYLINDER	Where Applicable	119989	**46-1587***
VALVE, DUCKBILL	Where Applicable	199032	**56-1321**

*Image not shown.

26-4473

32-1689

42-1875

56-1321

FOGEL/JORDON

Description	Use	OEM Number	Order Number
GASKET, DOOR — 27¼" x 56 1/16", Black		GA-214-B	**74-1326**
HINGE		HA-349-A	**26-1583**
SUPPORT, SHELF — Zinc		CL36, CL51	**23-202**
THERMOSTAT — 14° to 40°F		CT-35A, CT-35L	**46-1329**
THERMOSTAT — 16° to 40°F		CT-35-CH	**46-1531**

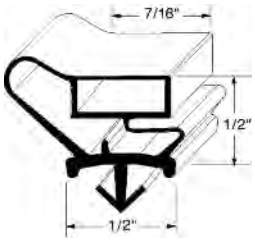

74-1326

26-1583

23-202

46-1329

46-1531

Fast Shipments for FASTER REPAIRS

All Orders received by 6:45 pm EST ***ship the same day****

For additional shipping information, see page ii of this catalog.

*Subject to inventory availability. U.S. Only.

REPLACEMENT PARTS — BY OEM

GLASTENDER

Glasswasher

Description	Use	OEM Number	Order Number
CARTRIDGE KIT, DETERGENT PUMP	GT-18, GT-18+1, GT-18+1L, GT-18+1R, GT-18+2, GT-18+2-IC, GT-24, GT-30, GW24	01000571	**28-2383**
CURTAIN — Front, 23½" x 9¼"	GT-24	01000653	**32-2164**
CURTAIN — Wash/Rinse	GT-30	01000656	**32-2165**
CURTAIN SET	GT-24	01000684	**32-2166**
GAUGE, DIGITAL TEMPERATURE — w/Probe	GT-18, GT-18+1, GT-18+1L, GT-18+1R, GT-18+2, GT-18+2-IC, GT-24, GT-30, GW24	01000606	**62-1192**
PLUG, DRAIN — Wash/Rinse Tank	GT-24, GT-30	01000770	**28-2384**
PUMP, WATER — 115VAC	GT-24, GT-30	01001270	**68-1510**
PUMP CARTRIDGE/MOTOR ASSEMBLY	GT-18, GT-18+1, GT-18+1L, GT-18+1R, GT-18+2, GT-18+2-IC, GT-24, GT-30, GW24	01000572	**68-1509**
SWITCH, LIQUID LEVEL	GT-24, GT-30	01000550	**42-2124**
SWITCH, ROCKER — (MOM)ON/OFF	GT-18, GT-18+1, GT-18+1L, GT-18+1R, GT-18+2, GT-18+2-IC, GT-24, GT-30, MF24, MF24-B2, MF36, MF36-B2, MF48, MF48-B2, MF48-B2-T, MFV24	07000257	**42-2123**
TUBE, PUMP — Detergent	GT-18, GT-18+1, GT-18+1L, GT-18+1R, GT-18+2, GT-18+2-IC, GT-24, GT-30, GW24	01000692	**32-2167**
TUBE, PUMP — Sanitizer	GT-24, GT-30	01000693	**32-2168**
TUBING — 1/16" ID x 1/8" OD (FT)	GT-24, GT-30	01000527	**32-2163**

Refrigeration

BLADE, FAN — Condenser, 9" Dia.	BB108-H, BB36, BB36-D, BB60, BB60-H, BB84, BB84-H, KC-84, KC52, KC72, KC84, LC, ND-94, ND52, ND72, PT108, PT60, PT84, R22 LC, ST36, ST48, ST48-BG, ST48-BG (Prior to 2010)	08000081	**26-6039**
BLADE, FAN — 5½", CCW		06001395	**28-1295**
BLADE, FAN — 5½", CW		09000298	**28-1294**

28-2383


32-2164


32-2165

32-2166

62-1192

28-2384

68-1510

68-1509

42-2124

42-2123

32-2167

32-2168

32-2163

26-6039

28-1295

28-1294

REPLACEMENT PARTS — BY OEM

GLASTENDER (CONT.)

	Refrigeration (Cont.)		
Description	**Use**	**OEM Number**	**Order Number**
BLOWER ASSEMBLY — 120V, 60HZ, 1.15A	BB108-H, BB36-D, BB60-H, BB84-H, KC-84, KC52, KC72, KC84, ND-94, ND52, ND72	06001453	**68-1511**
BREAKER STRIP — 4/Pk	MF24, MF24-B2, MF36, MF36-B2, MF48, MF48-B2, MF48-B2-T, ST24, ST24-BG, ST48, ST48-BG, ST48-BG (2010 and after), ST48-BG (Prior to 2010)	07000238	**28-2381**
BREAKER STRIP — Sliding Door, 4/Pk	MF24, MF24-B2, MF36, MF36-B2, MF48, MF48-B2, ST36, ST48, ST48-BG (2010 and after), ST48-BG (Prior to 2010)	07000239	**28-2382**
COVER, LIGHT BULB — Clear Plastic	BB108-H, BB24, BB36, BB36-D, BB48, BB60-H, BB72, BB84-H, BB96, DS24, DS48, DS72, FV24, FV48, KC-84, KC24, KC48, KC52, KC72, KC84, LP48, LP72, LP96, LPT36, ND-94, ND48, ND52, ND72, PT108, PT48, PT60, PT72, PT84, PT96, UCR24S-L, UCR24S-R, UCR24X-L, UCR24X-R	06001424	**28-2386**
DOOR, SLIDING — 20 3/16"	MF24, MF24-B2, MF48, ST24, ST24-BG, ST48-BG	07000213	**26-6031**
DOOR, SLIDING — 32 3/16"	MF24-B2, MF36, MF36-B2, MF36-SF2, ST36, ST48-BG	07000214	**26-6032**
GASKET, DOOR — 10 1/4" x 18 1/2", Black	LC, R22 LC	11000069	**74-1392**
GASKET, DOOR — 23 1/2" x 32 1/2", Black	Where Applicable	06001304	**74-1265**
GASKET, DOOR — 23 1/2" x 26 1/2", Black	Where Applicable	06001307	**74-1266**
GASKET, DOOR — 19 1/4" x 32 1/2", Black	Where Applicable	06001309	**74-1267**
GASKET, DOOR — 23 1/8" x 25 1/8", Black	LC, MOD-100HTD-22207, R134a LC, R22 LC	11000068	**74-1393**
GASKET, DOOR — 23 3/8" x 23 5/8", Black	MFV24	07000131	**74-1395**
GASKET, DOOR — 22 1/4" x 32", Gray	BB108, BB108BR, BB108BW, BB108L, BB108R, BB108WR, BB60, BB60BR, BB60BW, BB60L, BB60R, BB60WR, BB84, BB84BR, BB84BW, BB84L, BB84R, BB84WR, ND52, ND52BR, ND52BW, ND52L, ND52R, ND52WR, ND72, ND72BR, ND72BW, ND72L, ND72R, ND72WR, ND92, ND92BR, ND92BW, ND92L, ND92R, ND92WR	06004390	**74-1396**
GASKET, WIPER — 33 1/2", Gray	MF24, MF24-B2, MF36, MF36-B2, MF48, MF48-B2, ST24-BG, ST36, ST48, ST48-BG (2010 and after), ST48-BG (Prior to 2010)	07000130	**74-1394***

*Image not shown

68-1511

28-2381

28-2382

28-2386

26-6031

26-6032

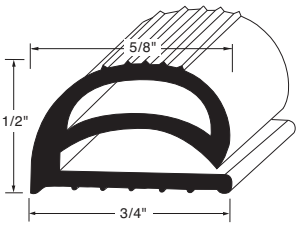

74-1392

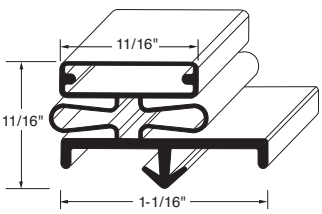

74-1265, 74-1266, 74-1267, 74-1393, 74-1395

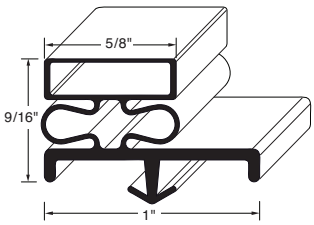

74-1396

For **General Use Gaskets** See Pages 116-118

For **Custom Gaskets** See Pages 119-120

REPLACEMENT PARTS — BY OEM

GLASTENDER (CONT.)

Refrigeration (Cont.)

Description	Use	OEM Number	Order Number
GUARD, FAN — Condenser, 6⅞" Dia.	BB, KC, LP, ND, ST	06001383	**28-1797**
HINGE/BRACKET SET — Left	BB108-H, BB24, BB36, BB36-D, BB48, BB60-H, BB72, BB84-H, BB96, DS24, DS48, DS72, FV24, FV48, KC-84, KC24, KC48, KC52, KC72, KC84, LP48, LP72, LP96, LPT36, ND-94, ND48, ND52, ND72, PT108, PT48, PT60, PT72, PT84, PT96	06001372	**26-6033**
HINGE/BRACKET SET — Right	BB108-H, BB24, BB36, BB36-D, BB48, BB60-H, BB72, BB84-H, BB96, DS24, DS48, DS72, FV24, FV48, KC-84, KC24, KC48, KC52, KC72, KC84, LP48, LP72, LP96, LPT36, ND-94, ND48, ND52, ND72, PT108, PT48, PT60, PT72, PT84, PT96	06001373	**26-6034**
LIGHT SOCKET	BB108-H, BB24, BB36, BB36-D, BB48, BB60-H, BB72, BB84-H, BB96, DS24, DS48, DS72, FV24, FV48, KC24, KC48, KC52, KC72, KC84, LP48, LP72, LP96, LPT36, ND48, ND52, ND72, PT108, PT48, PT60, PT72, PT84, PT96	08000131	**38-1785**
MOTOR, CONDENSER — 115V, 60HZ, 1550 RPM, CW, 16W	BB108-H, BB36, BB36-D, BB60, BB60-H, BB84, BB84-H, BLC-1/2, BLC-1/2-2, BLC-1/3, BLC-1/3-2, BLC-3/4, BLC-3/4-2, KC-84, KC48, KC72, KC84, ND-94, ND52, ND72, PT108, PT60, PT84, ST36, ST48, ST48-BG, ST48-BG (Prior to 2010)	08000085	**68-1507**
MOTOR, CONDENSER — 115V, 60HZ, 1550 RPM, .6A, CW	BLC-1/2, BLC-1/3-E, LC44, LC65, LC84, LC85, LC86, ST24-BG, ST36	09000336	**68-1237**
MOTOR, FAN — 120V, 60HZ, .28A	BB, BDS, DI, FRA, FRB, KC, LP, MF, ND, ST, UCR	06001445	**68-1517**
SHELF — 12" x 19⅝"	MF24-B2, MF36, MF36-B2, MF48, MF48-B2, MF48-B2-T	07000162	**26-6037**
SHELF — 18⅞" x 22¼", Gray Epoxy	BB108-H, BB24, BB36, BB36-D, BB48, BB60-H, BB72, BB84-H, BB96, FV48, LP48, LP72, LP96, LPT36, ND-94, ND52, ND72	06001400	**26-6035**
SHELF — 18⅞" x 24", Gray Epoxy	BB108-H, BB24, BB36, BB36-D, BB48, BB60-H, BB72, BB84-H, BB96, LP48, LP72, LP96, LPT36, ND-94, ND52, ND72, PT108, PT48, PT60, PT72, PT84, PT96	06001401	**26-6036**
SUPPORT, SHELF — S/S		06001565	**23-203**
SUPPORT, SHELF — Zinc		GT-038435	**23-202**


28-1797

26-6033

26-6034

38-1785

68-1507

68-1237

68-1517


26-6037

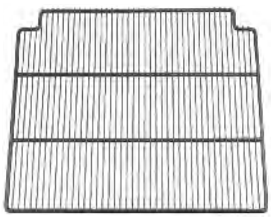
26-6035


26-6036

23-203

23-202

REPLACEMENT PARTS — BY OEM

GLASTENDER (CONT.)

Refrigeration (Cont.)

Description	Use	OEM Number	Order Number
THERMOSTAT — 34° to 40° F	BB108-H, BB24, BB36, BB36-D, BB48, BB60, BB60-H, BB72, BB84, BB84-H, BB96, DS24, DS48, DS72, FV24, FV48, KC-84, KC24, KC48, KC52, KC72, KC84, LC, LP48, LP72, LP96, LPT36, ND-94, ND48, ND52, ND72, PT108, PT48, PT60, PT72, PT84, PT96, R22 LC, ST24, ST24-BG, ST36, ST48, ST48-BG, ST48-BG (2010 and after), ST48-BG (Prior to 2010), ST60, ST72, ST96, UCR24S-L, UCR24S-R, UCR24X-L, UCR24X-R	06001405	**46-1878**
TIMER, DEFROST — 120VAC, 6HR, 25MIN	BB108-H, BB24, BB36, BB36-D, BB60-H, BB84-H, FV24, FV48, KC-84, KC24, KC48, KC72, KC84, LC, MF24, MF24-B2, MF36, MF36-B2, MF48, MF48-B2, MF48-B2-T, MFV24, ND-94, ND52, ND72, PT108, PT60, PT84, R22 LC, ST24, ST24-BG, ST36, ST48, ST48-BG, ST48-BG (2010 and after), ST48-BG (Prior to 2010), ST60, ST72, ST96, UCR24S-L, UCR24S-R, UCR24X-L, UCR24X-R	06001397	**42-2125**
TIMER, DEFROST — 120VAC, 6HR	MF24, MF24-B2, MF36, MF36-B2, MF48, MF48-B2, MF48-B2-T, MFV24	07000156	**42-2122**

46-1878

42-2125

42-2122

GLENCO/STAR

Description	Use	OEM Number	Order Number
BLADE, FAN — 5½", CCW		SP241-17	**28-1295**
BRACKET		SP702-1	**26-1885**
BRACKET		SP701-1	**26-1886**
BRACKET		SP704-1	**26-1887**
BRACKET		SP703-1	**26-1888**
CARTRIDGE, HINGE		SP700-1	**21-351**
CASTER —Threaded Stem		2LEG0304-011	**26-2422**
CASTER — Threaded Stem w/Brake		2LEG0304-012	**26-2423**
CLOSER, DOOR	Where Applicable	SP476	**26-6002**

28-1295

26-1885

26-1886

26-1887

26-1888

21-351

26-2422

26-2423

26-6002

REPLACEMENT PARTS — BY OEM

GLENCO/STAR (CONT.)

Description	Use	OEM Number	Order Number
GASKET, DOOR — 20½" x 25½", Gray	Where Applicable	SP691-22	**74-1019**
GASKET, DOOR — 24½" x 26 3/4", Gray	Where Applicable	SP691-24	**74-1020**
GASKET, DOOR — 24½" x 62½", Gray	Where Applicable	SP691-1	**74-1021**
GASKET, DOOR — 25¼" x 25½", Gray	Where Applicable	SP691-21	**74-1022**
HINGE		SP880-3	**26-1583**
LATCH WITH STRIKE		SP77-1	**22-1098**
MOTOR, FAN — 120V, w/5" Fan	Where Applicable	2FAM0239-025	**68-1169**
SHELF, WIRE — White Epoxy, 23½" x 25"		SP536-22	**26-2652**
SUPPORT, SHELF		SP738-1	**26-1880**
SUPPORT, SHELF — Zinc		SP232-9	**23-202**
SUPPORT, SHELF — Zinc		SP232-4	**26-1877**
SWITCH, LIGHT — w/Actuator, 125/250V		SP243-7	**42-1406**
SWITCH, LIGHT — 125/250V		2ELS0243-006	**42-1408**
SWITCH, ROCKER — SPST, 20A/125V, 10A/250V		SP37-2	**42-1014**
THERMOSTAT — 16° to 50°F	Where Applicable	SP64-35 SP64-44	**46-1317**
THERMOSTAT — 9° to 22°F	Where Applicable	2THC0064-030	**46-1318**
THERMOSTAT — 15° to 31°F	Where Applicable	2THC0064-035B	**46-1319**
THERMOSTAT — 14° to 40° F		SP64-14 SP64-30 SP64-33	**46-1329**

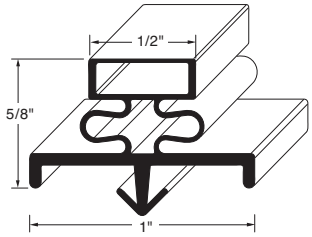

74-1019, 74-1020, 74-1021, 74-1022

26-1583

22-1098

68-1169

26-2652

26-1880

23-202

26-1877

42-1406

42-1408

42-1014

46-1317

46-1318

46-1319

46-1329

REPLACEMENT PARTS — BY OEM

HOBART

Description	Use	OEM Number	Order Number
BEARING ROLLER — S/S w/Stud	Where Applicable	28052	**26-2635**
CONTROL, COOLER	Where Applicable	239086	**46-1329**
CONTROL, FREEZER — 3/8 x 1 1/2 Coil	Where Applicable	239088	**46-1331**
GASKET, DOOR — 36 3/16" x 77 9/32", Gray	Where Applicable	266379-1	**74-1102**
GASKET, DOOR — 36" x 76 3/4", 3-Sided, Gray	Where Applicable	249555-1	**74-1268**
GASKET, DOOR — 24 1/2" x 29 1/2", Gray	Where Applicable	268821-2 280984-2	**74-1023**
GASKET, DOOR — 24 3/8" x 60 11/16", Gray	Where Applicable	268821-3 280984-3	**74-1024**
GASKET, DOOR — 29 13/32" x 69 1/16", Gray	Where Applicable	265578-1 280984-10	**74-1104**
GASKET, DOOR — 24 1/2"" x 25 1/2", Gray	Where Applicable	280984-5	**74-1269**
HINGE	Where Applicable	261629	**26-1573**
SHELF, WIRE — Grey Epoxy	Where Applicable	239041	**26-2646**
SUPPORT, SHELF	Where Applicable	239740	**26-1881**
THERMOSTAT, COOLER — 10° to 40°F	Where Applicable	267275	**46-1334**
THERMOSTAT, FREEZER — -10° to 9°F	Where Applicable	267274	**46-1321**

26-2635

46-1329

46-1331

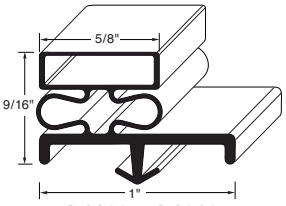

74-1102, 74-1268

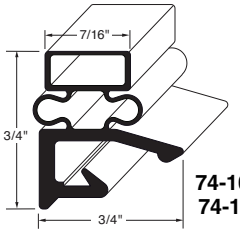

74-1023, 74-1024, 74-1104, 74-1269


26-1573

26-2646

26-1881

46-1334

46-1321

HOSHIZAKI

Description	Use	OEM Number	Order Number
BAFFLE — 48 1/8" x 12 1/8" x 3 1/4"	900-SD, 900SF, B-900PF, B-900SD, B-900SF, CF1A-FS, CR1A-FS	104324-02	**28-1713**
BAFFLE — 12 1/4" x 26 1/2"	B-250PD, B-250PF, B-500PD, B-500PF, B-500SD, B-500SF	104322-01	**28-1769**
BAFFLE — 12 1/8" x 44 5/8"	B-500PF, B-700PF, B-800PD, B-800PF, B-800SD, B-800SF, KM-900MRH, KML-600MAH, URC-12F	105012-01	**28-1771**
BRACKET, THERMOSTAT EXTENSION	CF1A-FS, CR1A-FS, Hoshizaki, KM-1601SRH, KM-1601SRH3, KM-1601SWH, KM-1601SWH3, KM1601SRH, KM1601SRH3	3A0408-01	**26-5986**
BULB HOLDER		3A3903-01	**28-1923**
CLAMP, HOSE — .98" ID	CF1A-FS, CR1A-FS; **Series:** KM, KML	427443-03	**26-4098**
CLIP, SHELF	Where Applicable	428957-01	**26-4099**
COIL ONLY, HOT GAS SOLENOID — 120V	900-SD, AM-50BAE, AM-50BAE-AD, AM-50BAE-ADDS, AM-50BAE-DS, CF1A-FS, CR1A-FS, F-1001MLF, F-1001MLF-C, FS-1001MLH, FS-1001MLH-C; **Series:** KM, KML. SRK-13H	4A3277-01	**51-1146**

28-1713

28-1769

28-1771

26-5986

28-1923

26-4098

26-4099

51-1146

REPLACEMENT PARTS — BY OEM

HOSHIZAKI (CONT.)

Description	Use	OEM Number	Order Number
CONNECTOR — Float Switch	Many Models	426799-01	**28-1722**
CONTROL, TEMPERATURE — 27° to 49°F		437626-01	**46-1533**
CONTROL BOARD	**Series:** KM-250, KM-450, KM-452, KM-500MAE, KM-630, KM-632, KM-800, KM-1200, KM-1300, KM-1600, All Cubers	2A1410-02	**46-1497**
CONTROLLER — w/Probes		3A3656-06	**46-1894**
COUPLING, SPLINE — SS	F-1000MAE, F-1000MAE-C, F-1000MRE, F-1000MRE-C, F-1000MWE, F-1000MWE-C, F-250BAE, F-300BAF, F-450MAF, F-450MAF-C, F-450MAH, F-450MAH-C, F-500BAF, F-500BAF-C	418316-01	**26-5987**
COVER, BASE	Where Applicable	321525G01	**26-4152**
COVER, EVAPORATOR	Where Applicable	413446-01	**28-1775**
CUBE GUIDE — 18" x 8½"	**Series:** KM-450, KM-452, KM-630, KM-632, KM-800	212088-01	**26-3392**
CUBE GUIDE — 22½" x 12⅛"	KM-1300MAF, KM-1300MAH, KM-1300MRF, KM-1300MRH, KM-1300MWF, KM-1300MWH, KM-1340MAH, KM-1340MRH, KM-1340MWH, KM-1600MRE, KM-1600MRE3, KM-1600MRF, KM-1600MRF3, KM-1600MRH, KM-1600MRH3, KM-1601MRH, KM-1601MRH3	214905-01	**28-1718**
CUBE GUIDE — 21⁷⁄₁₆" x 5⅜"	KM-1300MAF, KM-1300MAH, KM-1300MRF, KM-1300MRH, KM-1300MWF, KM-1300MWH, KM-1340MAH, KM-1340MRH, KM-1340MWH, KM-1600MRE, KM-1600MRE3, KM-1600MRF, KM-1600MRF3, KM-1600MRH, KM-1600MRH3, KM-1601MRH, KM-1601MRH3	322644-02	**28-1720**
CUBE GUIDE — 10" x 20"	Many Models	214243-01	**28-1773**
DOOR — Ice Bin		HS-2142	**28-2359**
DRAIN BOARD/GRILLE	DB-130H, DB-200H	3A2145-01	**28-1774**
DRIER — Sporlan Catch-All	Where Applicable	4A2666-01	**56-1405**

28-1722

46-1533

46-1497

46-1894

26-5987

26-4152

28-1775

26-3392

28-1718

28-1720

28-1773

28-2359


28-1774

56-1405

REPLACEMENT PARTS — BY OEM

HOSHIZAKI (CONT.)

Description	Use	OEM Number	Order Number
FILTER, AIR — 11⅛" x 10½"	Where Applicable	208283G03	**28-1716**
FILTER CARTRIDGE — 4HC-H		H9655-11	**76-1394**
FLOAT SWITCH	**Series:** KM-250, KM-450, KM-452, KM-500, KM-630, KM-632, KM-800, KM-1200, KM-1300, KM-1600	4A3624-01 New 4A0886-01 Old	**42-1660**
FLOAT SWITCH	**Series:** KM-451, KM-631, KM-1201, KM-1600	4A3624-02	**42-1670**
FLOAT SWITCH	Where Applicable	435490-01	**42-1791**
GASKET, DOOR — (Half Door) 23¾" x 28¾", Gray	Where Applicable	3A0273-02	**74-1192**
GASKET, PUMP HOUSING	**Series:** KM-450, KM-451, KM-452, KM-500, KM-630, KM-631, KM-632, KM-800	4A2974-1 New 403014-0 Old	**74-1132**
GASKET, PUMP HOUSING	**Series:** KM-1201	428547-01	**74-1130**
GRILL — 15½" x 5"		102936-04	**28-2352**
GUIDE, WATER SUPPLY	Where Applicable	208586-01	**28-1717**
HEAD, EXTRUDING		327236G02	**26-5985**
HOSE, DRAIN	Where Applicable	433468-01	**32-1906**
HOSE, SILCONE — (Per Foot) ½" OD, ⅜" ID	Where Applicable	7730I3812	**32-1955**
HOSE, SILCONE — (Per Foot) 9/16" OD, 7/16" ID	Where Applicable	7730I3896	**32-1905**
HOSE, VINYL — (Sold by Meter) ¾" OD, ⅝" ID	Where Applicable	7716-1519	**32-1907**
HOSE, VINYL — (Sold by Meter) 1" OD, 13/16" ID	Where Applicable	7716-2025	**32-1908**
HOSE, VINYL — (Sold by Meter) 1¼" OD, 1" ID	Where Applicable	7716-2732	**32-1909**

28-1716

76-1394

42-1660

42-1670

42-1791

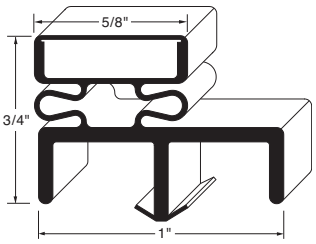

74-1192

74-1132

74-1130

28-2352

28-1717

26-5985

32-1906

32-1955

32-1905

32-1907

32-1908

32-1909

REPLACEMENT PARTS — BY OEM

HOSHIZAKI (CONT.)

Description	Use	OEM Number	Order Number
HOUSING, LOWER	F-250BAE, F-300BAF, F-450MAF, F-450MAF-C, F-450MAH, F-450MAH-C, F-500BAF, F-500BAF-C	206013G03	**26-5984**
HOUSING, PUMP	Where Applicable	213687-01	**28-1772**
HOUSING, PUMP	**Series:** KM-451, KM-631	204451-02	**28-1622**
HOUSING, PUMP	**Series:** KM-450, KM-452, KM-500, KM-630, KM-632, KM-800	211409-01	**28-1621**
IMPELLAR	Where Applicable	433522-01	**28-1777**
LOUVER — 11 3/8" x 11 1/8", Black	Where Applicable	103121-03	**28-1712**
LOUVER — 12 3/4" x 9 1/2"	CF1A-FS, CR1A-FS, Hoshizaki, KM-1300SAH, KM-1300SAH3, 1300SAH3, KM-1800SAH, KM-1800SAH3, KM1300SAH3, KMD-900MAH, KML-250MAH, KML-450MAF, KML-450MAH, KML-450MWF, KML-450MWH, KML-451MAH, KML-600MAH, KML451MAH	1A0548-01	**28-2355**
MOTOR & CAPACITOR, FAN — 120V	F-650MAB, KM-450MAB (A-1,K-1,K-2), KM-451DU,	FM113	**68-1235**
MOTOR, PUMP — 120V	**Series:** KM-250 THRU KM-900	HS0199	**68-1233**
MOTOR, PUMP — 120V	Where Applicable	2U0106-01	**68-1300**
MOTOR KIT, FAN — 115V	Where Applicable	FM115A	**68-1301**
MOTOR KIT, FAN — 115V	KM-500MAH-E	FM116A	**68-1325**
O-RING — 2 1/8" x 1 27/32" x 5/32"	Where Applicable	7611-G035	**32-1888**
O-RING — 7/8" x 11/16" x 3/32"	Where Applicable	7611-P018	**32-1889**
O-RING — 2 1/8" x 1 7/8" x 1/8"		7616-P048	**32-2160**
O-RING — 1 13/16" OD, 1 9/16" ID	F-1001MAF, F-1001MAF-C, F-1001MLF, F-1001MLF-C, F-1001MRF, F-1001MRF-C, F-1001MWF, F-1001MWF-C, F-250BAE, F-300BAF, F-450MAF, F-450MAF-C, F-450MAH, F-450MAH-C, F-500BAF, F-500BAF-C, F-800MAF, F-800MAF-C, F-800MAH, F-800MAH-C, F-800MWF, F-800MWF-C, F-800MWH, F-800MWH-C, F-801MAH, F-801MAH-C, F-801MWH, F-801MWH-C, FS-1001MLH, FS-1001MLH-C	4A4755-01	**32-2159**

26-5984

28-1772

28-1622

28-1621

28-1777

28-1712


28-2355

68-1235

68-1233

68-1300

68-1301

68-1325

32-1888

32-1889

32-2160

32-2159

REPLACEMENT PARTS — BY OEM

HOSHIZAKI (CONT.)

Description	Use	OEM Number	Order Number
PACKING, WATER VALVE GASKET	Where Applicable	413854-03	**28-1776**
PAN, DRAIN — Black		318857G04	**28-2360**
PLUG (Sanoprene)	Where Applicable	4A0176-01	**28-1779**
PUMP — 120V, 60HZ, 10W, .4A		HS-0175	**68-1489**
PUMP ASSEMBLY KIT — 115V	B-500PF, B-700PF, Hoshizaki, KM-900MRH, KML-600MAH, URC-12F	HS-0232	**68-1490**
PUMP MOTOR ASSEMBLY — 120V	**Series:** KM-450 THRU KM-900 (Even Numbered Models Only)	PA0613 New S-0613 Old	**68-1232**
PUMP/MOTOR ASSEMBLY — 120V	**Series:** KM-1201 (A,B,D)	PA0455 PA0461	**68-1251**
PUMP/MOTOR ASSEMBLY — 120V	Where Applicable	S-0730	**68-1302**
PUMP/MOTOR ASSEMBLY — 120V	KM-631DU, KM-632DU, KM-1200MAB, KM-1201DU, KM-1600; **Series:** F-1000	S-0731	**68-1303**
PUMP/MOTOR ASSEMBLY — 120V	Where Applicable	PA0759	**68-1326**
RELAY	**Series:** F-1000, KM-250, KM-450, KM-1200	418271-05	**44-1413**
RELAY, AIR & WATER CONTACTOR	KM-650MAH	4A3140-01	**44-1858**
RELAY, STARTER	KM-632(DU,DWU); **Series:** F-650, F-1000, KM-450	4A1107-13	**44-1449**
REGULATOR, WATER	Where Applicable	4A0911-06	**58-1173**
REGULATOR, WATER	F-650MWB, F-1000MWB, KM-250(BWB,MWE), KM-450MWB, KM-451DWU, KM-452DWU, KM-632DWU	415425-01	**56-1355**

28-1776

28-2360

28-1779

68-1489

68-1490

68-1232

68-1251

68-1302

68-1303

68-1326

44-1413

44-1858

44-1449

58-1173

56-1355

REPLACEMENT PARTS — BY OEM

HOSHIZAKI (CONT.)

Description	Use	OEM Number	Order Number
SEAL, MECHANICAL	Where Applicable	465627-01	**26-4153**
SEAL, MECHANICAL	Where Applicable	4A3820-01	**26-4154**
SEAL, MECHANICAL PUMP		SP8700029	**32-2161**
SEAT, VALVE	Where Applicable	433705-01	**28-1723**
SEPARATOR, HOOK	Many Models	324152-01	**28-2356**
SPOUT	Where Applicable	104797-01	**28-1770**
SPOUT (A)		105409-01	**28-2353**
SPOUT (B)		105410-01	**28-2354**
SPOUT ASSEMBLY — 2 Piece		105408A01	**28-2361**
SPRAY TUBE — 24½" x 5⅛"	Where Applicable	1A0260-01	**28-1714**
SPRAY TUBE — 24½" x 5⅛"	Where Applicable	1A0260-02	**28-1715**
SPRAY TUBE — 23⅛"	Where Applicable	437049G01	**28-1778**
SPRING, VALVE — Check Valve	Where Applicable	322110-01	**26-4096**
SPRING, VALVE — Check Valve	Where Applicable	322685-01	**26-4097**
SWITCH, MICRO ROLLER	**Series:** KM	4A2546-01	**42-1659**
SWITCH, TOGGLE — ICE/OFF/WASH	KM-631DSU, KM-1201DSU; **Series:** KM-250, KM-450, KM-452, KM-1200, All Cubers	443119-01 New 428638-01 Old	**42-1038**
TEE, SANOPRENE	Many Models	4A0177-01	**28-2358**
THERMISTER w/SEALANT	**Series:** KM-450, KM-452 (W/J-1 or J-2 SUFFIX), KM-630, KM-800, KM-1200	TS005 New 429006-03 Old	**44-1452**
THERMISTER w/SEALANT	**Series:** KM-250, KM-451, KM-631, KM-1201	TS003	**44-1453**
THERMOSTAT	Where Applicable	4A0954-02	**46-1633**
THERMOSTAT KIT — 22° to 46° F	**Series:** KM-450, KM-452, KM-500, KM-630, KM-632, KM-1200	TB0031	**46-1485**
THERMOSTAT KIT	KM-1201	TB0041	**46-1496**

26-4153

26-4154

32-2161

28-1723

28-2356

28-1770

28-2353

28-2354

28-2361

28-1714

28-1715


28-1778

26-4096

26-4097

42-1659

42-1038

28-2358

44-1452

44-1453

46-1633

46-1485

46-1496

REPLACEMENT PARTS — BY OEM

HOSHIZAKI (CONT.)

Description	Use	OEM Number	Order Number
THERMOSTAT KIT — 27° to 49° F	Where Applicable	324558A02	**46-1632**
THUMBSCREW — Black	Where Applicable	415949-G12	**28-1721**
THUMBSCREW — Black	Where Applicable	434168G01	**28-1724**
THUMBSCREW — Black	AM-50BAE, AM-50BAE-AD, AM-50BAE-ADDS, AM-50BAE-DS, F-801MAH, F-801MAH-C, F-801MWH, F-801MWH-C, FS-1001MLH, FS-1001MLH-C, KM-251BAH, KM-255BAH, KM-320MAH, KM-320MWH, KM-500MAH, KM-501MAH, KM-501MRH, KM-501MWH, KM-650MAH, KM-650MRH, KM-650MWH, KM320MAH, KM901MAH, KMD-700MAH, KMD-700MRH, KMD-700MWH, KMD-900MAH, KMD-900MRH, KMD-900MWH, KML-451MAH, KML-451MWH, KML451MAH, KMS-1230MLH	415949G10	**28-2357**
TIMER KIT	Where Applicable	4A0889-01	**42-1832**
TRANSFORMER	Where Applicable	3A0172-01	**44-1473**
TUBE, WATER SUPPLY	Where Applicable	2A0079-01	**28-1719**
VALVE, EXPANSION	**Series:** F-650, KM-450, KM-452, KM-632, KM-800	433534-01	**56-1345**
VALVE BODY — Hot Gas	Where Applicable	4A3978-01	**58-1174**
VALVE, WATER — 120V	Where Applicable	3U0111-04	**58-1170**
VALVE, WATER — 120V	DM200B, KM250BAF, KM250BWF	4A5251-09	**58-1171**
VALVE, WATER — 120V	Where Applicable	3U0150-01	**58-1172**
VALVE, WATER — 120V	KM-900 THRU 1600	3U0111-01	**58-1135**
VALVE, WATER — 120V	**Series:** KM-451, (KM-1201, 208V Units use 120V Coil)	3U0085-01	**58-1132**
VALVE, WATER — 120V	KM-630, KM-632, KM-800, KM-900 MAF	3U0111-02	**58-1133**
VALVE, WATER — 120V	**Series:** KM & KML up to 630	3U0111-03	**58-1134**
VALVE, WATER — 120V	Where Applicable	439322-01	**58-1164**
VALVE, WATER — 24V	Where Applicable	4A0865-1	**58-1165**


46-1632

28-1721

28-1724

28-2357


42-1832

44-1473

28-1719

56-1345


58-1174

58-1170

58-1171

58-1172

58-1135

58-1132

58-1133

58-1134

58-1164

58-1165

REPLACEMENT PARTS — BY OEM

HOWARD

Description	Use	OEM Number	Order Number
SHELF — 21⅝ x 25⅛"		40-010	**26-3231**
SHIELD, SAFETY — Flourescent Bulb		20-089	**28-2415**
SUPPORT, SHELF — Zinc		40-049	**23-202**
SWITCH, TOGGLE — ON/OFF		20-099	**42-1106**


26-3231

28-2415

23-202

42-1106

HUSSMAN

Description	Use	OEM Number	Order Number
THERMOSTAT — 14° to 40° F		4-S-5	**46-1329**
THERMOSTAT — -32° to 17° F		4-S-12 4-S-18 4-S-28 4-S-4	**46-1555**

46-1329

46-1555

Looking for **Cooking Equipment Parts?**
See Our **HOT SIDE Catalog**.

REPLACEMENT PARTS — BY OEM

ICE-O-MATIC

Description	Use	OEM Number	Order Number
BEARING	CF450, CF800, EF250, EF450, EF800, EFD550, EMF450, EMF800, F/MF400, F/MF700, F250, FD550	9121001-06	**26-6023**
BLADE, CONDENSER FAN — 10" Dia.	EC500, EC606, EC806, GC806, ICE0250A, ICE0400A, ICE0406A, ICE0606A, ICE0806, ICE0806-A	9131332-02	**26-6025**
CAP LUG, FLOAT DEFLECTOR	Many Models	9131026-02	**28-2379**
COIL, SOLENOID VALVE — 120V	C20, C30, C40, C50, C61, C81, EC200, EC300, EC400, EC500, ECP400, ECP500, EMF800, F/MF700, GC300, GC550, GEM0650, ICE0250A, ICE0320, ICE0400A, ICE0500A, ICE0500R, ICE0520, ICEU150, ICEU200, ICEU220, ICEU300, MFI0800	9151123-03	**51-1599**
CONTROL, HIGH PRESSURE	EF250, ICEU150, ICEU200, ICEU220, ICEU225, ICEU226, ICEU300, ICEU305	9041095-01	**44-1870**
CONTROL, LOW PRESSURE — 35#	Many Models	9041104-101	**44-1869**
CURTAIN, EVAPORATOR SPLASH — (Clip Ears)	C136, C40, C50, C61, C66, C81, EC1406, EC1406B2, EC400, EC500, EC606, ECP400, ECP500, ECP556, ICE0400, ICE0400A, ICE0400W, ICE0405, ICE0405A, ICE0405W, ICE0406, ICE0406A, ICE0406W, ICE0500, ICE0500A, ICE0500R, ICE0500W, ICE0605, ICE0605A, ICE0605R, ICE0605W, ICE0606, ICE0606A, ICE0606R, ICE0606W	9051154-08	**28-2377**
FILTER CARTRIDGE — IOMWFRC		IOMWFRC	**76-1397**
FILTER CARTRIDGE — IOMQ WATER		IOMQ	**76-1396**
GASKET, BIN DOOR — (Per Ft.), Gray	B100, B25, B40, B42, B55, B55PS	6081036-01	**74-1391**
GEARMOTOR — 115V	C20, C30, C40, C50, C61, C81, EC200, EC300, EC400, EC500, ECP400, ECP500, ICE0250, ICE0250A, ICE0250W, ICE0320, ICE0400, ICE0400A, ICE0400W, ICE0500, ICE0500A, ICE0500R, ICE0500W, ICE0520, ICEU150, ICEU200, ICEU220, ICEU300	9161030-01	**68-1501**
GEARMOTOR — 230V	Many Models	9161031-01	**68-1502**
MOTOR, FAN — 115V	EC500, ECP400, ECP500, GC300, GC550, ICE0250A, ICE0400A	9161089-02	**68-1505**
MOTOR, FAN — 230V	EC1006, EC806, GC306, GC550, GC656, GC756, GC806, ICE0406A, ICE0606A, ICE0806, ICE0806-A, ICE1006, ICE1007	9161089-03	**68-1506**

26-6023

26-6025

28-2379

51-1599

44-1870

44-1869

28-2377

76-1397

76-1396

74-1391

68-1501

68-1502

68-1505

68-1506

REPLACEMENT PARTS — BY OEM

ICE-O-MATIC (CONT.)

Description	Use	OEM Number	Order Number
PROBE ASSEMBLY — 230V, 160° F	Many Models	2061962-02S	**44-1868**
PUMP, WATER — 115V	C20, C30, C40, C50, C61, EC200, EC300, EC400, EC500, ICE0250, ICE0250A, ICE0250W, ICE0320, ICE0400, ICE0400A, ICE0400W, ICE0500, ICE0500A, ICE0500R, ICE0500W, ICE0520, ICEU150, ICEU220, ICEU300	9161076-01	**68-1503**
PUMP, WATER — 230V	C106, EC1006, EC1406B2, EC1806B2, EC2106B1, EC806, ICE0805, ICE0806, ICE0806-A, ICE1005, ICE1006, ICE1007	9161079-03	**68-1504**
RELAY — 240V, 2 Pole	Many Models	9101084-02	**44-1871**
SWITCH, MICRO LEVER LIMIT	Many Models	9101124-02	**42-2119**
THERMOSTAT, HI TEMP	C106, C20, C30, C40, C50, C61, C66, C81, EC200, EC300, EC400, EC500, ECP400, ECP500, ECP556, ICEU150, ICEU200, ICEU205, ICEU206, ICEU220, ICEU225, ICEU226, ICEU300, ICEU305	9041087-03	**48-1214**
TIMER MODULE	Many Models	9101148-01	**42-2120**
TROUGH, WATER RETURN — 30"	C106, C20, C30, C40, C50, C61, C66, EC1006, EC200, EC300, EC400, EC500, EC606, EC806, ICE0250, ICE0250A, ICE0250W, ICE0305, ICE0305A, ICE0305W, ICE0400, ICE0400A, ICE0400W, ICE0405, ICE0405A, ICE0405W, ICE0406, ICE0406A, ICE0406W, ICE0500, ICE0500A, ICE0500R, ICE0500W, ICE0605, ICE0605A, ICE0605R, ICE0605W, ICE0606, ICE0606A, ICE0606R, ICE0606W, ICE0805, ICE0806, ICE0806-A, ICE1005, ICE1006, ICE1007	9051537-01	**28-2378**
VALVE, FLOAT	Many Models	9131111-01	**26-6024**
VALVE, PURGE — 120V	ICE0250, ICE0250A, ICE0250W, ICE0400, ICE0400A, ICE0400W, ICE0500, ICE0500A, ICE0500R, ICE0500W	9041086-01	**58-1212**
VALVE, PURGE — 120V	ICE0320, ICE0520, ICEU150, ICEU200, ICEU220, ICEU300	9041086-04	**58-1215**
VALVE, PURGE — 230V	ICE0305, ICE0305A, ICE0305W, ICE0405, ICE0405A, ICE0405W, ICE0406, ICE0406A, ICE0406W, ICE0605, ICE0605A, ICE0605R, ICE0605W, ICE0606, ICE0606A, ICE0606R, ICE0606W, ICE0805, ICE0806, ICE0806-A, ICE1005, ICE1006, ICE1007	9041086-02	**58-1213**
VALVE, PURGE — 230V	ICE1405, ICE1405A, ICE1405A3, ICE1405R, ICE1405R3, ICE1405W, ICE1405W3, ICE1406, ICE1406A, ICE1406A3, ICE1406R, ICE1406R3, ICE1406W, ICE1406W3, ICE1407, ICE1407A, ICE1407A3, ICE1407R, ICE1407R3, ICE1407W, ICE1407W3, ICE1806V3, ICE1807V3, ICE2005, ICE2106V3, ICE2107V3	9041086-03	**58-1214**

44-1868

68-1503

68-1504

44-1871

42-2119

48-1214

42-2120

28-2378

26-6024

58-1212

58-1215

58-1213

58-1214

REPLACEMENT PARTS — BY OEM

ICE-O-MATIC (CONT.)

Description	Use	OEM Number	Order Number
VALVE, SOLENOID — (Body Only)	C20, C25, C30, C35, C40, C45, C50, C61, C66, C81, EC1406B2, EC1806B2, EC200, EC2106B1, EC300, EC400, EC500, EC606, ECP400, ECP500, GC1206, GC300, GC305, GC306, GC550, GC555, GC656, GC756, GC806, GEM0650, GEM0956, ICE0250A, ICE0250W, ICE0305A, ICE0305W, ICE0320, ICE0325, ICE0400A, ICE0400W, ICE0405A, ICE0405W, ICE0406A, ICE0406W, ICE0500A, ICE0500R, ICE0500W, ICE0520, ICE0525, ICE0605A, ICE0605R, ICE0605W, ICE0606A, ICE0606R, ICE0606W, ICE0806-A, ICE1506, ICE2005, ICEU205, ICEU206, MFI0800, MFI1256	9151123-01	**52-1678**
VALVE, THERMOSTATIC EXPANSION	EC1406, EC1406B2, EC400, EC500, EC606, ECP400, ECP500, ECP556, EMF2306, GC555, LP2306	9151006-08	**56-1571**

52-1678

56-1571

JADE

Description	Use	OEM Number	Order Number
GASKET, DRAWER — 7¾" x 28½", Gray	Where Applicable	2100010444	**74-1343**

74-1343

QuickTip

Methods for Straightening Gaskets

For gaskets to seal properly, ripples or kinks must be removed. You can speed up the return to the original shape with the application of heat, such as:

- Immersing the gasket in 140° to 185°F water for 15-20 minutes
- Applying heat from an electric hair dryer or heat lamp before and after installation. *Care must be taken not to overheat, stretch, or melt the material.*
- If climate permits, laying the gasket out flat in the sun, *checking it often to avoid overheating or melting of the material.*

REPLACEMENT PARTS — BY OEM

JET SPRAY (See Cornelius for complete listing)

Description	Use	OEM Number	Order Number
BOWL — 10 Gallon (Each half is 5 Gallons)	TJ3, TJP4, TJP4A, TJW1, TJW2	S3273	**32-1731**
BOWL — 5 Gallon	JS7, JT20, JT30, JW5, JW6	S6562	**32-1284**
CIRCULATOR — For Pulpy Products	EJ1, J15, JS7, JT20, JT30, JW5, JW6, JW8, TJ3, TJP4, TJP4A, TJW1, TJW2	S6737	**68-1231**
COVER, BOWL — (For **32-1731** 10 Gal. Bowl)	TJ3, TJP4, TJP4A, TJW1, TJW2	S3338	**28-1529**
COVER, BOWL— (For **32-1284** 5 Gal. Bowl)	JS7, JT20, JT30, JW5, JW6	S6676	**32-1285**
COVER, DRIP TRAY — White	TJ3, TJP4, TJP4A, TJW1, TJW2	A7295	**28-1443**
COVER, DRIP TRAY — (For **28-1437** Drip Tray), Beige	JS7, JT20, JT30, JW5, JW6	S7341002	**28-1435**
FILTER, CONDENSER	TJ3, TJP4, TJP4A, TJW1, TJW2	S3355	**28-1444**
GASKET, BOWL — (For **32-1731** 10 Gal. Bowl)	TJ3, TJP4, TJP4A, TJW1, TJW2	S3170	**32-1177**
GASKET, BOWL — (For **32-1284** 5 Gal. Bowl)	JHT301, JS7, JT20, JT30, JW5, JW6	S6600	**32-1286**
GASKET, BOWL SPOUT	JS7, JT20, JT30, JW5, JW6	620710142	**32-1287**
HANDLE ASSEMBLY — Pinch Tube Type	EJ1, J15, JS7, JT20, JT30, JW5, JW6, TJ3, TJP4, TJP4A	S4381	**22-1089**
IMPELLA ASSEMBLY — w/Magnet & Pin	TJ3, TJP4, TJP4A, TJW1, TJW2	S2721	**28-1361**
IMPELLA — Gray	Where Applicable	S1748	**26-3144**
IMPELLA — w/Bearing Screw Assembly (For Older Impella Assembly's)	EJ1, JS7, JT20, JW5, JW6, JW8, TJ3, TJW1, TJW2	S6854	**26-3146**
IMPELLA & IMPELLA SUPPORT PIN — w/Clip	EJ1, JS7, JT20, JT30, JW5, JW6, JW8, TJ3, TJP4, TJP4A, TJW1, TJW2	A3058	**26-3145**
IMPELLA SUPPORT PIN — w/Clip (For **26-3145** Impella)	EJ1, J15, JS7, JT20, JT30, JW5, JW6, JW8, TJ3, TJP4, TJP4A, TJW1, TJW2	A2549	**26-3147**

32-1731

32-1284

68-1231


28-1529

32-1285


28-1443

28-1435

28-1444

32-1177, 32-1286

32-1287

22-1089

28-1361

26-3144

26-3146

26-3145

26-3147

REPLACEMENT PARTS — BY OEM

JET SPRAY (CONT.) (See Cornelius for complete listing)

Description	Use	OEM Number	Order Number
MOTOR, SPRAY DRIVE — 115V "Retrofit Kit"	EJ1, J15, TJ3	S3357 / S1506*	**68-1010**
MOTOR, SPRAY DRIVE — 115V	JT20, JT30	A1753 / S1506*	**68-1043**
PUMP HOUSING ASSEMBLY — Includes Impella Assembly	JS7, JT20, JT30, JW5, JW6	S6677	**32-1289**
SPRING, PINCH TUBE	EJ1, J15, JS7, JT20, JT30, JW5, JW6, JW8, TJ3, TJP4, TJP4A	S4363	**26-1558**
SWITCH, TOGGLE — ON/OFF		S3004	**42-1106**
THERMOSTAT — 31° to 41°F		S6657	**46-1270**
TRAY, DRIP — Beige	JS7, JT20, JT30, JW5, JW6	S7737	**28-1437**
TUBE, PINCH	EJ1, J15, JS7, JT20, JT30, JW5, JW6, JW8, TJ3, TJP4, TJP4A, TJW1, TJW2	S4206	**32-1178**
TUBE, SPRAY — (For **28-1361** Impella Assembly)	TJ3, TJP4, TJP4A, TJW1, TJW2	S3169	**32-1176**
TUBE, SPRAY — (For **32-1289** Pump Housing Assembly)	JS7, JT20, JT30, JW5, JW6	S6670	**32-1288**
WASHER, CONDENSATE	TJ3, TJP4, TJP4A, TJW1, TJW2	S3354	**32-1179**

*N/L/A @ OEM. OEM Manufactures 2 separate motors (**68-1010** & **68-1043**) as replacements for S1506 on models listed above.

68-1010

68-1043

32-1289

26-1558

42-1106

46-1270

28-1437

32-1178

32-1176

32-1288

32-1179

JORDAN-FOGEL (See Fogel/Jordan)

Description	Use	OEM Number	Order Number
GASKET, DOOR — 27¼" x 56 1/16", Black	Where Applicable	GA-214-B	**74-1326**

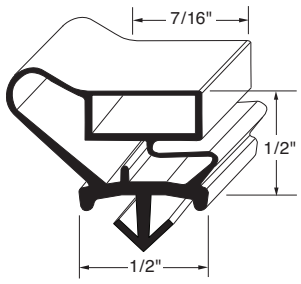

74-1326

REPLACEMENT PARTS — BY OEM

KOLPAK

Description	Use	OEM Number	Order Number
CAM KIT — for K1253 & K1255		10622-1080	**28-2410**
DOOR CLOSER		5727	**26-2997**
DOOR CLOSER, HYDRAULIC		21375-1075	**26-3327**
GASKET, DOOR — 36¼" x 79", Gray		25567-1075	**74-1445**
GASKET, DOOR — 35⅞" x 78", 3-Sided, Gray	Where Applicable	1895	**74-1272**
GASKET, DOOR — 28¾" x 67½", 3-Sided, Gray	Where Applicable	0203	**74-1273**
GASKET, DOOR — 35¾" x 79½", 3-Sided, Gray	Where Applicable	0988	**74-1274**
GASKET, DOOR — 22¾" x 29½", 4-Sided, Gray	Where Applicable	0605	**74-1025**
GASKET, DOOR — 22¾" x 60¼", Gray	Where Applicable	0606	**74-1026**
GASKET, DOOR — 36" x 78½", RH, Gray		53312-2565	**74-1071**
GASKET, DOOR — 36" x 78½", LH, Gray		53311-2565	**74-1072**
GASKET, DOOR — 32" x 78½", LH, 3-Sided, Gray		22618-1075	**74-1292**
GASKET, DOOR — 38" x 78½", LH, 3-Sided, Gray		22619-1075	**74-1293**
GASKET, DOOR — 32" x 78½", RH, 3-Sided, Gray		22614-1075	**74-1294**
GASKET, DOOR — 38⅛" x 78½", RH, 3-Sided, Gray		22615-1075	**74-1295**
GASKET, DOOR — 36" x 77 13/16", Gray		54480-2565	**74-1446**
GASKET, DOOR — 36" x 80", Gray		54484-1075	**74-1447**
GASKET, DOOR — 36¼" x 78", Gray		22525-1075	**74-1073**
GASKET, DOOR — 32⅜" x 77½", RH, Gray		22514-1075	**74-1440**
GASKET, DOOR — 32⅜" x 77½", LH, Gray		22515-1075	**74-1441**
GASKET, DOOR — 38¼" x 77", LH, Gray		22517-1075	**74-1442**
GASKET, DOOR — 36½" x 77½", RH, Gray		22518-1075	**74-1443**
GASKET, DOOR — 36½" x 77½", LH, Gray		22519-1075	**74-1444**
HEATER WIRE — 115V, 19.6 Ft.		50000-0174	**34-2261**

28-2410

26-2997

26-3327

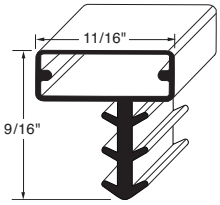

74-1445

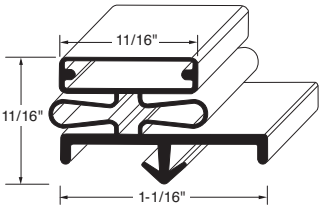

74-1272, 74-1273, 74-1274

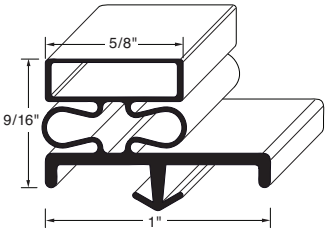

74-1025, 74-1026, 74-1071, 74-1072, 74-1292, 74-1293, 74-1294, 74-1295, 74-1446, 74-1447

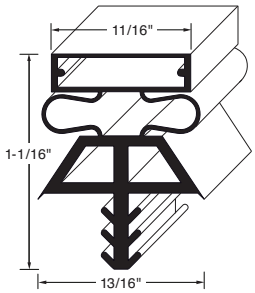

74-1073, 74-1440, 74-1441, 74-1442, 74-1443, 74-1444

34-2261

For **General Use Gaskets**
See Pages 116-118

For **Custom Gaskets**
See Pages 119-120

REPLACEMENT PARTS — BY OEM

KOLPAK (CONT.)

Description	Use	OEM Number	Order Number
HINGE — Reversible Cam Lift		23600-1075	**26-1904**
HINGE — Cam Lift, Lift-Off, for Right-Hand Doors		23596-1075	**22-4479***
HINGE, DOOR — Lower, Reversible Cam Lift		23620-1075	**26-6104**
HINGE, DOOR — Upper, Reversible Cam Lift		23621-1075	**26-6105**
LATCH ASSEMBLY, LOCKING — 16" OD		50000-0470	**26-6030**
SWEEP, DOOR — 36 3/8" Long		53211-2565	**28-2380**
SWEEP, DOOR — 1 1/2" H x 36 11/16"		22674-1075	**32-2172**
THERMOMETER, DIGITAL — w/Probe		29097-1075	**62-1191**

*Image not shown.

26-1904

26-6104

26-6105

26-6030

28-2380

32-2172

62-1191

LEER

Description	Use	OEM Number	Order Number
MOTOR, FAN — 115V		1393029	**68-1347**

68-1347

REPLACEMENT PARTS — BY OEM

MANITOWOC

Description	Use	OEM Number	Order Number
AUGER FLIGHTING, DISPENSER — 8" OD	Where Applicable	4301913	**28-1458**
AUGER FLIGHTING, DISPENSER — 4" OD	Where Applicable	5031191	**28-1468**
BRACKET KIT, WATER CURTAIN	**Series:** E0200, G0200, H0200	7621773	**26-3324**
CLEANER, ICE MACHINE — 16 Oz.	ALL	000005162	**32-1829***
CLEANER, ICE MACHINE — 1 Gallon	Where Applicable	9405803	**32-1741***
CLEANER, ICE MACHINE — Metal Safe, 16 Oz.	**Series:** SM, SN	000000084	**85-1332***
COIL, SOLENOID — 120V, Danfoss	Where Applicable	000005156	**51-1503**
CONTROL BOARD — 115V	**Series:** E,G, H200	7623763	**46-1499**
CONTROL BOARD — 230V	**Series:** E,G	7623753	**46-1500**
CONTROL BOARD	**Series:** J, Q, IB	7627823	**46-1488**
CONTROL BOARD	Q1400 UTC	7628003	**46-1502**
CONTROL BOARD	Many Models	2006199	**46-1875**
CONTROL BOARD — Q0130/210/270/QM45	Many Models	7629073	**46-1876**
CURTAIN, WATER	**Series:** E0400, G0400, G0600	7619873	**28-1431**
CURTAIN, WATER	Where Applicable	4004733	**28-1451**
CURTAIN, WATER	Where Applicable	4304643	**28-1425**
CURTAIN, WATER	Where Applicable	4004753	**28-1430**
CURTAIN, WATER	Where Applicable	4004743	**28-1667**
CURTAIN, WATER	Where Applicable	4008513	**28-1679**
CURTAIN, WATER — Notched	QD0422A, QD0422AP, QD0423W, QD0423WP, QR0420A, QR0420AP, QR0421W, QR0421WP, QY0424A, QY0424AP, QY0425W, QY0425WP	4009113	**28-2363**
CURTAIN, WATER	Many Models	4010989	**28-2364**

*Haz. Mat Item. For local pickup only. Cannot be shipped.

28-1458

28-1468

26-3324

32-1829

32-1741

85-1332

51-1503

46-1499

46-1500


46-1488


46-1502


46-1875


46-1876

28-1431

28-1451

28-1425

28-1430

28-1667

28-1679

28-2363

28-2364

REPLACEMENT PARTS — BY OEM

MANITOWOC (CONT.)

Description	Use	OEM Number	Order Number
DOOR AND FRAME ASSEMBLY — Door Size: 23" x 13⅞"	QD0132A, QD0133W, QD0172A, QD0212A, QD0213W, QF0406A, QMD0102A, QMD0103W, QR0130A, QR0131W, QR0210A, QR0211W, QY0134A, QY0135W, QY0174A, QY0214A, QY0215W	040001716	**28-1517**
DOOR AND FRAME ASSEMBLY — Door Size: 27" x 13¼"	QD0272A, QD0273W, QR0270A, QR0271W, QY0274A, QY0275W, QYP0214A, QYP0274A	040001717	**28-2372**
DOOR PIN — w/Gasket	QM30A, QM45A, QM45AE	7629233	**28-2370**
DRIER	Where Applicable	8930259	**56-1336**
FILTER ASSEMBLY, AIR — 8⅜" x 7⅝"	QM30A, QM45A, QM45AE	7629223	**26-5993**
FILTER ASSEMBLY, AIR Q0210 — 11½" x 7⅞"	QD0132A, QD0133W, QD0172A, QF0406A, QMD0103W, QR0130A, QR0131W, QY0134A, QY0135W, QY0174A	7629143	**26-5992**
FILTER CARTRIDGE		K00174	**76-1410**
FILTER CARTRIDGE — AR-10000		K00338	**76-1306**
FILTER CARTRIDGE — AR-20000/40000		K00339	**76-1307**
FLOAT VALVE ASSEMBLY — Small Orifice	**Series:** 100, 150, 200 (Except C0200), 250, 320, 400 (Except C0400), 420, 450, 600 (Except B0600), 1100, 1200	8369049	**28-1474**
FLOAT VALVE ASSEMBLY — Large Orifice	**Series:** G0800, G1200, G1700	8369059	**28-1476**
FLOAT VALVE ASSEMBLY	**Series:** B0600, B0800, B1000, B1300, B1800	8369133	**28-1502**
GASKET — 24" x 63½", Gray, SS Solid Door	Reach-in Cabinets	4408513	**74-1366**
GASKET, EVAP & TOP MLDG RPLMT	BD, BR, BY, IB, JD, JR, JY, PD, PY, QD, QR, QY	7626213	**28-2368**
HANGER, WATER CURTAIN — (2/Pkg)	**Series:** E0200, G0200, H0200	5650459	**28-1521**
HANGER, WATER CURTAIN	BD, BR, BY, IB, JD, JR, JY, PD, PY, QD, QR, QY	7627763	**28-2369**
HINGE ASSEMBLY — LH/RH, 3 Ball	B320, S570, S970	7628993	**26-5991**
MAGNET, CURTAIN	Where Applicable	7628023	**26-3321**

28-1517

28-2372

28-2370

56-1336


26-5993


26-5992

76-1410

76-1306

76-1307

28-1474

28-1476

28-1502

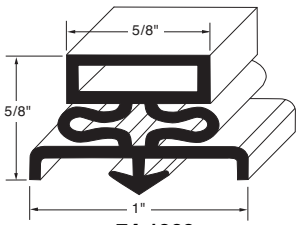

74-1366

28-2368

28-1521

28-2369

26-5991

26-3321

REPLACEMENT PARTS — BY OEM

MANITOWOC (CONT.)

Description	Use	OEM Number	Order Number
MOTOR, FAN — 115V	Many Models	2412929	**68-1493**
MOTOR, FAN — 220V, 50/60HZ	Many Models	2412939	**68-1494**
MOTOR, FAN — 230/240V, 50/60HZ	Many Models	2412823	**68-1492**
NUT, CAGE	Where Applicable	7622263	**26-3322**
PIN, AGITATOR	QCA-163, QPA-160, QRA-164, SCA-163, SCA-330, SFA-191, SFA-291, SPA-160, SPA-310, SRA-164, SRA-340	5010452	**26-5990**
PIN/GASKET, DOOR	Q0210	7629173	**28-1445**
PIN ASSEMBLY, ACTIVATING	**Series:** E0200, E0400, E0600, G0150, G0200, G0400, G0600	7620253	**26-3323**
PLUG, SUMP TROUGH — (2/Pkg)	All "Q" Models	4300629	**28-1791**
PROBE, ICE THICKNESS	"Q" Undercounter (Q45/130/210/270)	7601603	**44-1594**
PROBE, ICE THICKNESS	**Series:** E0200, E0400, E0600, G0150, G0600, G0800, H0200	7619963	**44-1480**
PROBE, ICE THICKNESS	**Series:** B0320, B0450, B0600, B0800, B1000, E1100, G0200G0400, G1200, G1700	7620613	**44-1481**
PROBE, ICE THICKNESS	**Series:** Q, Except (130,210,270), Q Series Ending in P (Prison) & C, Dual C Units, B Series, J Series	7627813	**44-1488**
PROBE, ICE THICKNESS	Where Applicable	2008029	**44-1493**
PROBE, WATER LEVEL	Where Applicable	2511293	**44-1494**
PROBE, WATER LEVEL	Where Applicable	2006549	**44-1492**
PROBE, WATER LEVEL	IB0822DC, IB0824YC, IB1022DC, IB1022YC, IB1024YC	2000653	**44-1861**
PUMP, WATER — 115V	All 115V Models	7623063	**68-1249**
PUMP, WATER — 115V	ID0452A, ID0453W, ID0523W, IY-0524A, IY-1004A, IY0454A, IY0455W, IY0524A, IY0525W, SD0322(A,AP), SD0323(W,WP), SD0422(A,AP), SD0423(W,WP,) SD0452(A,AP), SD0453(W,WP), SR0320(A,AP), SR0321(W,WP), SR0420(A,AP), SR0421(W,WP), SR0450(A,AP), SR0451(W,WP), SR870C, SY0324(A,AP), SY0325(W,WP), SY0424A, SY0425(W,WP), SY0454(A,AP), SY0455(W,WP)	2008929	**68-1491**

68-1493

68-1494

68-1492

26-3322

26-5990

28-1445

26-3323

28-1791

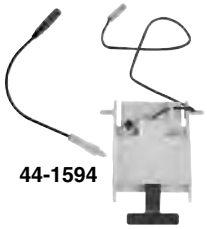
44-1594

44-1480

44-1481

44-1488

44-1493

44-1494

44-1492

44-1861

68-1249

68-1491

REPLACEMENT PARTS — BY OEM

MANITOWOC (CONT.)

Description	Use	OEM Number	Order Number
PUMP, WATER — 208/230V	IR0025A; **Series:** 500, A1100, A2200, B800, B1000, B1300,C1100, F1100, G1700, J1000, J1300, J1800, Q800, Q1000, Q1300, Q1600, Q1800	1480279 New 1480399 Old	**68-1206**
PUMP, WATER — 208/230V	**Series:** A200, 400, 600, B(All), C(All), E200, 400, 600, G(All), J200 Thru 800, Q130 thru 800, Q Prison Series 00320P thru 800P; **Models:** H200, QM45, Q600 Quite Cube	7626013 New 8480793 Old 8480783 Old	**68-1272**
PUMP, WATER — 230V	ID1402A, ID1403W, ID1492N, IY1404A, IY1405W, IY1494N, Manitowoc Ice, SD1402(A,AP), SD1403(W,WM,WP), SD1492(N,NP), SD1602AP, SD1603WP, SD1692NP, SR1600AP, SR1601WP, SR1690NP, SY1404(A,AP), SY1405(W,WM,WP), SY1494(N,NP), SY1604AP, SY1605(WM,WP), SY1694NP	2007389	**68-1495**
SANITIZER, ICE MACHINE — 16 Oz.	ALL	000005164	**32-1755***
SANITIZER, ICE MACHINE — 1 Gallon	Where Applicable	9405813	**32-1753***
SLEEVE, DOOR PIN	QD0132A, QD0133W, QD0172A, QD0212A, QD0213W, QD0272A, QD0273W, QR0130A, QR0131W, QR0210A, QR0211W, QR0270A, QR0271W, QY0134A, QY0135W, QY0174A, QY0214A, QY0215W, QY0274A, QY0275W, QYP0214A, QYP0274A	000006837	**28-2362**
SUPPORT, WATER TROUGH	Where Applicable	4302013	**28-1454**
SWITCH ASSEMBLY, MAGNETIC — Bin	**Series:** B	2301483	**42-1632**
SWITCH, BIN	**Series:** E0200, E0400, E0600, G0150, G0200,	2301119	**42-1631**
SWITCH, BIN	S850(C), S1000(C)	000007888	**42-1835**
SWITCH, PRESSURE	CVD, IB, ICV, ID, IY, QC, QD, QF, QR, QY, RCU, RF, RFC, RN, SD, SF, SN, SR, SU, SY	2001243	**42-2117**
SWITCH, ROCKER — ON/OFF/ON	**Series:** B, J, Q (Except 130,210,270)	2301343	**42-1630**
SWITCH, ROCKER — ON/OFF/ON	S850(C), S1000(C)	2007939	**42-1836**
SWITCH, TOGGLE — ON/OFF/ON	**Series:** A,C,E,G	2300849	**42-1634**
THUMBSCREW	QM30A, QM45A, QM45AE, QMD0102A, QMD0103W	5012353	**28-2366**

*Haz. Mat Item. For local pickup only. Cannot be shipped.

68-1206

68-1272

68-1495

32-1755

32-1753

28-2362

42-1632

42-1631

28-1454

42-1835

42-2117

42-1630

42-1836

42-1634

28-2366

REPLACEMENT PARTS — BY OEM

MANITOWOC (CONT.)

Description	Use	OEM Number	Order Number
TROUGH & PROTECTOR ASSEMBLY	QY1474C	4304539	**28-2365**
TUBE ASSEMBLY, DISTRIBUTION	B1300, B1800, Q1400	7624983	**32-1750**
VALVE ASSEMBLY, WATER FLOAT	QD0132A, QD0133W, QD0212A, QD0213W, QD0272A, QD0273W, QM45A, QM45AE, QR0130A, QR0131W, QR0210A, QR0211W, QR0270A, QR0271W, QY0134A, QY0135W, QY0214A, QY0215W, QY0274A, QY0275W, QYP0214A, QYP0274A	7602133	**28-2367**
VALVE, DUMP — 120V	Where Applicable	000001767	**58-1142**
VALVE, DUMP — 230V	Where Applicable	000001768	**58-1143**
VALVE, EXPANSION	**Series:** B0600	7624643	**56-1320**
VALVE, HEAD PRESSURE CONTROL	Many Models	8368093	**56-1568**
VALVE, SOLENOID — 230V	Where Applicable	7630101	**58-1153**
VALVE, SOLENOID — 230V	Many Models	7630061	**58-1211**
VALVE, WATER — 120V	Where Applicable	7601123	**58-1139**
VALVE, WATER — 240V	Where Applicable	7601133	**58-1150**
VALVE, WATER INLET — 120V	"S" Models	000007965	**58-1175**
VALVE, WATER INLET — 120V	ID0302A, ID0303W, ID0523W, ID1472C, IY0304A, IY0305W, IY0524A, IY0525W, IY1474C, SD0302A, SD0303W, SD0322A, SD0322AP, SD0323W, SD0323WP, SD1072C, SD1472C, SR0300A, SR0301W, SR0320A, SR0320AP, SR0321W, SR0321WP, SY0304A, SY0305W, SY0324A, SY0324AP, SY0325W, SY0325WP, SY1074C, SY1474C	000000375	**58-1209**
VALVE, WATER INLET — 208/230/240V	"S" Models	000007966	**58-1176**
VALVE, WATER INLET — 240V	ID0302A, ID0303W, ID0523W, ID1072C, ID1472C, IY0304A, IY0305W, IY0524A, IY0525W, IY1074C, IY1474C, SD0302A, SD0303W, SD0322A, SD0323W, SD1472C, SR0300A, SR0301W, SR0320A, SR0321W, SY0304A, SY0305W, SY0324A, SY0325W, SY1474C	000000376	**58-1210**
VALVE, WATER REGULATING — V46AA-39, 3/8" FPT	Many Models	8372069	**56-1569**


28-2365

32-1750

28-2367

58-1142, 58-1143

56-1320

56-1568

58-1153

58-1211

58-1139

58-1150

58-1175

58-1209

58-1176

58-1210

56-1569

REPLACEMENT PARTS — BY OEM

MASTER-BILT

Description	Use	OEM Number	Order Number
BLADE, FAN — Condenser, 10" Dia.		02-71030	**26-4160**
BLADE, FAN — Condenser , 9" Dia.		02-71466	**26-4161**
BLADE, FAN — Condenser , 8" Dia.		02-71467	**26-4162**
BLADE, FAN — Evaporator/ Condenser, 6½" Dia.		02-70910	**26-4163**
BLADE, FAN — Evaporator, 4½" Dia.		02-70911	**26-4156**
CAP — Lamp Shield		02-71511	**28-1780**
CAPACITOR — Run, 230V		02-71346	**38-1586**
CAPACITOR — Run, 250V	MSF23, MSR49	02-71387	**38-1592**
CAPACITOR — Start, 200V		02-71347	**38-1587**
CAPACITOR — Start, 125V	MSF23, MSR49	02-71388	**38-1591**
CLIP, SHELF		02-71133	**26-4165**
CLIP, SHELF		02-71128	**26-4196**
DEFROST CONTROL — 40° to 75° F		19-00890	**46-1888**
EVAPORATOR COIL		02-71313	**26-4169**
EVAPORATOR COIL		02-71043	**26-4170**
EVAPORATOR COIL		02-71264	**26-4171**
FUSE, THERMAL		02-71318	**38-1582**

26-4160

26-4161

26-4162

26-4163

26-4156

28-1780

38-1586

38-1592

38-1587

38-1591

26-4165

26-4196

46-1888

26-4169

26-4170


26-4171

38-1582

REPLACEMENT PARTS — BY OEM

MASTER-BILT (CONT.)

Description	Use	OEM Number	Order Number
GASKET — Collar	DC-4D, DC-6D, DC-8D, DC-10, DC-120, IHC-48, TAC-48, TAC-74, TAF-48, TAF-74	37-00516	**32-1945**
GASKET, DOOR — 23" x 60"		37-01211	**74-1448**
GASKET, DOOR — 37½" x 77¼"		37-01254	**74-1449**
GASKET, DOOR — 35¾" x 75", 3-Sided, Gray	Where Applicable	37-00502	**74-1271**
GASKET, DOOR — 25½" x 27"		02-70993	**74-1239**
GASKET, DOOR — 25½" x 53"		02-71478	**74-1242**
GASKET, DOOR — 25½" x 53½"		02-70984	**74-1237**
GASKET, DOOR — 22½" x 27"	SPT48, UC-48DR	02-71056	**74-1238**
GASKET, DOOR — 24½" x 27"	PPT67	02-71304	**74-1240**
GASKET, DOOR — 36½" x 80", 3-Sided, Gray	Where Applicable	N/A	**74-1270**
HANDLE, DOOR		02-71075	**26-4167**
HEATER WIRE — Door Frame, 115V, 293"	Where Applicable	17-09068	**34-2271**
HEATER WIRE — Drain Line, 115V	BLG/TLG-48,52,74,80	17-00404	**34-2262**
HEATER WIRE — Drain Line, 220V	Where Applicable	17-09063	**34-2270**
HOOK — Flush		35-01478	**26-2998**
KEYS — (Pair)		02-71509	**26-4155**
KNOB — White Plastic		45-01286	**28-1899**
LEG, EQUIPMENT — Stud	**Series:** BLG, BMG, IHC, TAC, TAF, TLG,	27-00558	**26-6127**
LID ASSEMBLY	DD-660G, DD-66L, DD-66LCG, MDF	A060-145A0	**26-4518**
MAIN PCB	MDF	02-71536	**46-1634**
MAIN PCB		02-71253	**46-1636**
MAIN PCB		02-71532	**46-1649**

32-1945

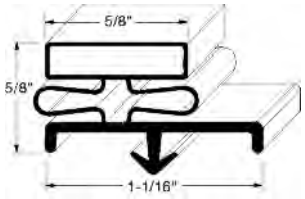

74-1448, 74-1449

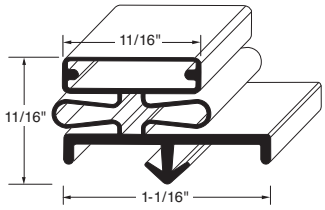

74-1271

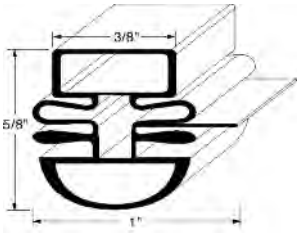

74-1239, 74-1242

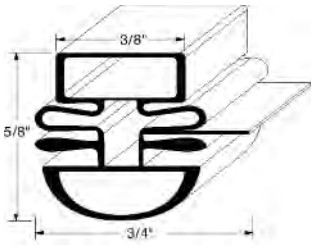

74-1237, 74-1238, 74-1240

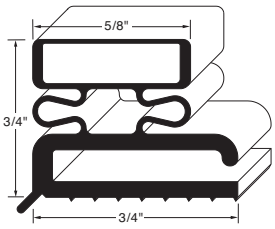

74-1270

26-4167

34-2271

34-2262

34-2270

26-2998

26-4155

28-1899

26-6127

26-4518

46-1634

46-1636

46-1649

REPLACEMENT PARTS — BY OEM

MASTER-BILT (CONT.)

Description	Use	OEM Number	Order Number
MOTOR, FAN — Condenser, 115V		02-71339	**68-1330**
MOTOR, FAN — Condenser, 460/380V		13-13068	**68-1522**
MOTOR, FAN — Evaporator, 120V		02-71283	**68-1332**
MOTOR, FAN — Evaporator, 208/230V		13-13175	**68-1523**
SENSOR		02-71575	**44-1589**
SENSOR — Blue/White		02-71270	**44-1583**
SENSOR — Display		02-71574	**44-1591**
SENSOR — ERC		19-13805	**44-1876**
SENSOR — Freeze/Defrost		02-71130	**44-1582**
SENSOR — Defrost		02-71573	**44-1887**
SHELF — 17" x 20¼"		02-71359	**26-4175**
SHELF — 22" x 23½"		02-71588	**26-4180**
SHELF — 22" x 23½"		02-71586	**26-4178**
SHELF — 23½" x 24½"		02-71589	**26-4179**
SHELF — 23½" x 24½"		02-71584	**26-4181**
SHIELD, LAMP — Door Light Cover		02-71312	**28-1781**
SOCKET — No Spring		02-71289	**38-1581**
SOCKET — Spring Loaded		02-71290	**38-1580**

68-1330

68-1522


68-1332

68-1523

44-1589

44-1583

44-1591

44-1876


44-1582

44-1887


26-4175

26-4180

26-4178


26-4179


26-4181

28-1781

38-1581

38-1580

REPLACEMENT PARTS — BY OEM

MASTER-BILT (CONT.)

Description	Use	OEM Number	Order Number
SWITCH, DOOR		02-71298	**42-1834**
SWITCH, POWER — ON/OFF		02-71605	**42-1833**
THERMOSTAT — 21° to 60.3°F		19-00903	**46-1535**
THERMOSTAT — -25° to 19°F		19-13607	**46-1536**
THERMOSTAT — 40.1° to 17.6°F		02-70901 02-71621	**46-1650**
TIMER — ERC		19-13822	**46-1889**
TRANSFORMER — 115V to 12V/24V		02-71020	**44-1586**

42-1834

42-1833

46-1535

46-1536

46-1650

46-1889

44-1586

MCCALL

Description	Use	OEM Number	Order Number
BLADE, FAN — 5½", CCW		2FAB0241017	**28-1295**
BRACKET — Bottom Left		2HAH-0704-001	**26-1887**
BRACKET — Bottom Right		2HAH0703-001	**26-1888**
BRACKET — Top Left		2HAH-0702-001	**26-1885**
BRACKET — Top Right		2HAH-0701-001	**26-1886**

28-1295

26-1887

26-1888

26-1885

26-1886

REPLACEMENT PARTS — BY OEM

MCCALL (CONT.)

Description	Use	OEM Number	Order Number
CAM, HINGE		13718	**28-2412**
CASTER — 3" Wheel		13269	**26-6120**
CASTER — w/Brake, 3" Wheel		13270	**26-6119**
CASTER, THREADED STEM — ½-13, 5" Wheel		596	**26-2422**
CASTER, THREADED STEM — ½-13, w/Brake, 5" Wheel		597	**26-2423**
EVAPORATOR, CONDENSATE — 117V/160W		13669	**34-1369**
FAN DELAY		MCC17928	**42-2128**
FAN MOTOR — 120V		13628	**68-1529**
GASKET, DOOR — 23⅝" x 29⁹⁄₁₆", Black		15742	**74-1460**
GASKET, DOOR — 24⅝" x 60⅝", Black		673	**74-1459**
GASKET, DOOR — 35⅞" x 78", 3-Sided, Gray		1895	**74-1272**
GASKET, DOOR — 28¾" x 67½", 3-Sided, Gray		0203	**74-1273**
GASKET, DOOR — 35¾ x 79½, 3-Sided, Gray		0988	**74-1274**
GASKET, DOOR — 29" x 66⅜", 3-Sided, Gray		14064	**74-1384**
GASKET, DOOR — 19⁹⁄₁₆" x 29⁹⁄₁₆", Gray		13276	**74-1457**
GASKET, DOOR — 19⁹⁄₁₆" x 27⅛", Gray		13799	**74-1458**
GASKET, DOOR — 23" x 27⅛", Gray		13580	**74-1462**
GASKET, DOOR — 20½" x 25½", Gray		2GAD-0691-022 14498	**74-1019**
GASKET, DOOR — 24½" x 26¾", Gray		2GAD-0691-024 14499	**74-1020**
GASKET, DOOR — 24½" x 62½", Gray		2GAD0691-001	**74-1021**
GASKET, DOOR — 25¼" x 25½", Gray		2GAD0691-021	**74-1022**
GASKET, DOOR — 25" x 25½", Gray		14497	**74-1464**
GASKET, DOOR — 22¾" x 29½", Gray		0605	**74-1025**
GASKET, DOOR — 23" x 60½", Gray		0606	**74-1026**

28-2412

26-6120

26-6119

26-2422

26-2423

34-1369

42-2128

68-1529

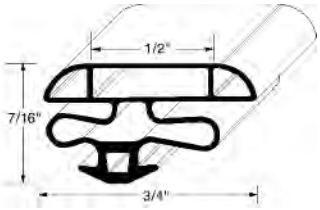

74-1460

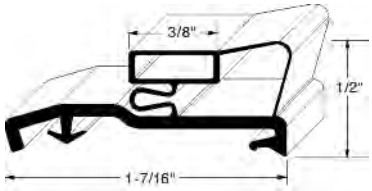

74-1459

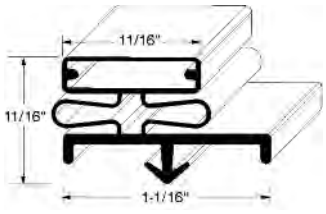

74-1272, 74-1273, 74-1274, 74-1384, 74-1457, 74-1458, 74-1462

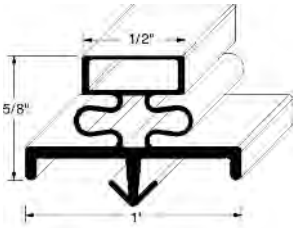

74-1019, 74-1020, 74-1021, 74-1022, 74-1464

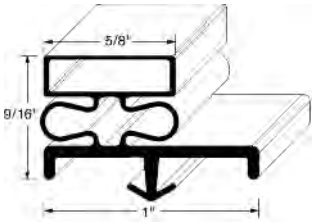

74-1025, 74-1026

REPLACEMENT PARTS — BY OEM

MCCALL (CONT.)

Description	Use	OEM Number	Order Number
GASKET, DRAWER — 8" x 33", Gray		2GAD-M008-001	**74-1461**
HINGE		2500	**26-1580**
HINGE ASSEMBLY		11423	**26-6020**
HINGE, DOOR — Edgemount		030001153	**26-3381**
MOTOR, FAN — 120V, w/5" Fan		2FAM-0239-025	**68-1169**
SHELF — 20⅞" x 25¼", Gray		0732	**26-3099**
SOCKET		17812	**38-1790**
SUPPORT, SHELF — S/S		15799	**26-1878**
SUPPORT, SHELF — Zinc		14699	**26-1877**
THERMOMETER, DIGITAL		13969 18660	**62-1197**
THERMOSTAT — 16° to 50°F	Where Applicable	2THC-0064-035	**46-1317**
THERMOSTAT — -17° to 12°F	Where Applicable	17780	**46-1537**
THERMOSTAT — 34 to 40°F		17725	**46-1892**
THERMOSTAT — -5 to 0°F		17726	**46-1893**
TRANSFORMER — 120V to 12V		18360	**44-1886**

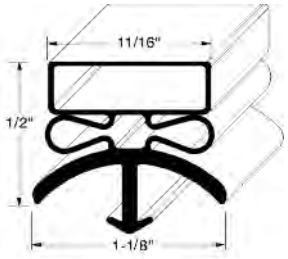

74-1461

26-1580

26-6020

26-3381

68-1169

26-3099

38-1790

26-1878

26-1877

62-1197

46-1317

46-1537

46-1892

46-1893

44-1886

REPLACEMENT PARTS — BY OEM

NORLAKE

Description	Use	OEM Number	Order Number
BRACKET — TLH/BRH	NF (211,482,783), NR (211,482,783), LR (152,192)	015125	**26-3399**
BRACKET — TRH/BLH	NF (211,482,783), NR (211,482,783), LR (152,192)	015126	**26-3414**
BRACKET, PIVOT — TRH/BLH	NF (211,482,783), NR (211,482,783), LR (152,192)	015130	**26-3389**
BRACKET, PIVOT — TLH/BRH	NF (211,482,783), NR (211,482,783), LR (152,192)	015129	**26-3401**
DOOR CLOSER	Walk-in — Where Applicable	125373	**26-3393**
DOOR CLOSER ASSEMBLY	Walk-in — Where Applicable	082813	**26-3395**
GASKET, DOOR — 28¾" x 67" LH, Gray	Walk-in — KLF(w/L/H Hinge)	028339	**74-1163**
GASKET, DOOR — 20¼" x 22½", Gray	LR-152	092635	**74-1164**
GASKET, DOOR — 28¾" x 67" RH, Gray	Walk-in — KLF(w/R/H Hinge)	028338	**74-1166**
GASKET, DOOR — 28½" x 78¾" RH, Gray	Walk-in — Where Applicable	037454	**74-1167**
GASKET, DOOR — 28½" x 78¾" LH, Gray	Walk-in — Where Applicable	037453	**74-1165**
GASKET, DOOR — 38½" x 79", RH Hinge Filler	Walk-in — Where Applicable	003724	**74-1275**
GASKET, DOOR — 32½" x 79", LH Hinge Filler	Walk-in — Where Applicable	003723	**74-1276**
GASKET, SWEEP	Walk-in — Where Applicable	118638	**74-1103**
GAUGE, TEMPERATURE	Walk-in — Where Applicable	000653	**62-1137**
HANDLE, DOOR — Retrofit Kit	Walk-in — Where Applicable	108929	**22-1588**
HANDLE, DOOR	Walk-in — Where Applicable	107916	**22-1582**
HEATER WIRE — 8W	Walk-in — Where Applicable	036408	**34-1920**
HINGE — Cam Lift		083479	**26-1907**
HINGE, DOOR — Cam Lift	Walk-in — Where Applicable	071600	**26-3405**
HINGE, DOOR — Cam Lift	Walk-in — Where Applicable	083478	**26-3359**
HINGE, DOOR — Spring Loaded	Walk-in — Where Applicable	071601	**26-3403**
SPRING CARTRIDGE ASSEMBLY	NF (211,482,783), NR (211,482,783), LR (152,192)	015124	**21-351**
THERMOSTAT — 3° to 47°F		001193	**46-1527**
THERMOSTAT	LR (152,192,283)	107940	**46-1567**
THERMOSTAT — w/Dial	LR (152,192,283)	092528	**46-1568**

26-3399

26-3414

26-3389

26-3401

26-3393

26-3395

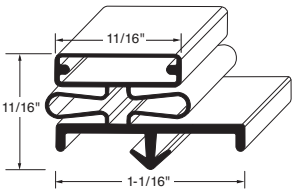

74-1163, 74-1164, 74-1166, 74-1167

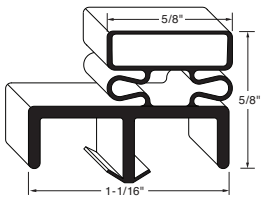

74-1165

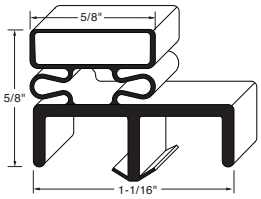

74-1275, 74-1276

74-1103

62-1137



22-1588

22-1582

34-1920

26-1907

26-3405

26-3359

26-3403

21-351

46-1527

46-1567

46-1568

REPLACEMENT PARTS — BY OEM

PERLICK

Description	Use	OEM Number	Order Number
BLADE, FAN — CCW, 4" x 3/16"	7258, 834, 8340, 8350, 8365A, F24N, F24S, R24N, R24S	C22370	**26-6080**
BREAKER STRIP		C25181-1	**28-2400**
BREAKER STRIP KIT	7262D	C31706A	**28-2401**
CENTER BAR — 22 3/8" Long	7260E, 7262D, 7264, 8365A	C25539	**26-6081**
CONTROL, TEMPERATURE — 10° to 48°F	BC24, BC36, BC48, BC48LT, BC60, BC60LT, BC72, BC72LT, BC96, BR48, BR72, BR96, BS108, BS60, BS84, BSDZ60, CS108, CS108SB, CS108SG, CS108SS, CS108ST, CS60, CS60SB, CS60SG, CS60SS, CS60ST, CS84, CS84SB, CS84SG, CS84SS, CS84ST, DC72S, DC84S, DC96S, DS60B, DS60S, DS72B, DS72S, DS84B, DS84S, NS52, NS72, PR48, PR72, PS60, PS84, ST48, ST72	61283	**46-1885**
CONTROL, TEMPERATURE — 22° to 44°F	260E, 7262D, 7264	C27962	**46-1886**
CONTROL, TEMPERATURE — Kit, 15° to 46°F	CS1DP, DP1KP, DS1KP	57360	**46-1883**
CONTROLLER, SOLID STATE — Defrost Timer, 120V	834, 8340, 8350, 8365A, F24N, F24S, FR24, FR36, FR48, FR60, HC24FS	57466	**46-1884**
GASKET, DOOR, 21 1/8" x 29 3/4", Black		62085-1	**74-1425**
GASKET, DOOR — 21 3/4" x 29 1/2", Black	BR48, BR72, BR96, BS108, BS60, BS84, BSDZ60, CS108, CS108SB, CS108SG, CS108SS, CS108ST, CS32, CS32SB, CS32SG, CS32SS, CS32ST, CS60, CS60SB, CS60SG, CS60SS, CS60ST, CS84, CS84SB, CS84SG, CS84SS, CS84ST, DC72S, DC84S, DC96S, DP32B, DP32S, DS32B, DS32S, DS60B, DS60S, DS72B, DS72S, DS84B, DS84S, PR48, PR72, PS60, PS84	66237-4	**74-1426**
GASKET, DOOR — 20" x 30 1/4", Gray	Where Applicable	C18992-1	**74-1027**
GASKET, DOOR — 20" x 25 1/2", Gray	Where Applicable	C25166-1	**74-1028**
GASKET, DOOR — 20 1/8" x 32 5/8", Gray	Where Applicable	C32046-1	**74-1277**
GUARD, EVAPORATOR FAN — 4 1/4" Dia.	BC24, BC36, FR24, FR36, FR48, FR60	65666	**28-2398**
HANDLE, PULL — 6 1/8" Mt. Hole Ctrs.		C31409-1	**22-1368**
HEATER BAND — 120V/650W	Glasswasher PKBR24, PKBR24L, PKBR24R	52669-1	**34-2258**
HINGE BRACKET — Left		C27506-1	**26-6083**
HINGE BRACKET — Right		C27505-1	**26-6082**

26-6080

28-2400


28-2401

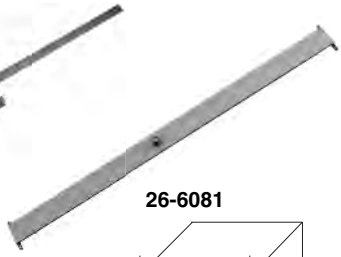
26-6081

46-1885


46-1886

46-1883

46-1884

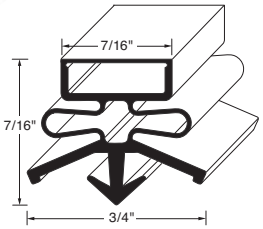

74-1425

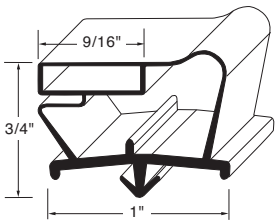

74-1426

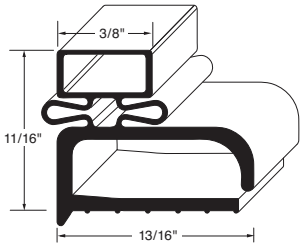

74-1027, 74-1028, 74-1277

28-2398

22-1368

34-2258

26-6083

26-6082

REPLACEMENT PARTS — BY OEM

PERLICK (CONT.)

Description	Use	OEM Number	Order Number
HINGE KIT — Left		C31158	**26-6087**
HINGE KIT — Right		C31159	**26-6088**
HINGE SET — Left	BR2D, BR3D, BR4D, BS2D, BS3D, BS4D, CS1DP, CS2DPSG, CS2DPSP, CS2DSSS, CS2DSST, CS3DPSG, CS3DPSP, CS3DSSS, CS3DSST, CS4DPSG, CS4DPSP, CS4DSSS, CS4DSST, DC2KP, DC3KP, DC4KP, DP1KP, DR2KP, DR3KP, DR4KP, DS1KP, DS2KP, DS2KS, DS3KP, DS3KS, DS4KP, DS4KS, PR2D, PR3D, PS2D, PS3D	63407L	**26-6075**
HINGE SET — Right	BR2D, BR3D, BR4D, BS2D, BS3D, BS4D, CS1DP, CS2DPSG, CS2DPSP, CS2DSSS, CS2DSST, CS3DPSG, CS3DPSP, CS3DSSS, CS3DSST, CS4DPSG, CS4DPSP, CS4DSSS, CS4DSST, DC2KP, DC3KP, DC4KP, DP1KP, DR2KP, DR3KP, DR4KP, DS1KP, DS2KP, DS2KS, DS3KP, DS3KS, DS4KP, DS4KS, PR2D, PR3D, PS2D, PS3D	63407R	**26-6076**
LIGHT BULB — 120V, 7W, CFL	BR48, BR72, BR96, BS108, BS60, BS84, BSDZ60, CS108, CS108SB, CS108SG, CS108SS, CS108ST, CS32, CS32SB, CS32SG, CS32SS, CS32ST, CS60, CS60SB, CS60SG, CS60SS, CS60ST, CS84, CS84SB, CS84SG, CS84SS, CS84ST, NR40, NR60, NS52, NS72	63821	**38-1787**
LIGHT BULB — 130V, 7½W	834, 8340, 8350, 8365A, BC24, BC36, BC48, BC48LT, BC60, BC60LT, BC72, BC72LT, BC96, FR24, FR36, FR48, FR60, PR48, PR72, PS60, PS84, ST48, ST48LT, ST72, ST72LT	C15046	**38-1786**
MOTOR, FAN — 115V, 60HZ, 1550RPM, .46A, 6W, CW	7258, 7260E, 7262D, 7264, 834, 8340, 8350, 8365A, DC2KP, DC3KP, DC4KP, DS2KP, DS2KS, DS3KP, DS3KS, DS4KP, DS4KS, US4KP	57513	**68-1520**
MOTOR, FAN — 115V, 60HZ, 18.2W	Many Models	C15239A	**68-1521**
PAN, DOOR — 30¼" x 19⅞"		C21398-1	**28-2399**
SHELF — 17" x 21⅝", Gray Epoxy Coated	8365A	C29989-2	**26-6086**
SHELF — 18" x 21¾", Gray Epoxy Coated	BR2D, BR3D, BR48, BR4D, BR72, BR96, BS108, BS2D, BS3D, BS4D, BS60, BS84, BSDZ60, CS108, CS108SB, CS108SG, CS108SS, CS108ST, CS60, CS60SB, CS60SG, CS60SS, CS60ST, CS84, CS84SB, CS84SG, CS84SS, CS84ST, PR2D, PR3D, PR48, PR72, PS2D, PS3D, PS60, PS84	62307-2	**26-6074**
SHELF — 19¾" x 20", Gray Epoxy Coated	BC24, BC36, BC48, BC48LT, BC60, BC60LT, BC72, BC72LT, BC96, FR24, FR36, FR48, FR60, ST48, ST48LT, ST72, ST72LT	64814-1	**26-6078**
SHELF — 19⅝" x 11⅛", Gray Epoxy Coated	834, 8340, 8350, 8365A	C29938-2	**26-6085**

26-6087

26-6088

26-6075

26-6076

38-1787

38-1786

68-1520

68-1521

28-2399


26-6086

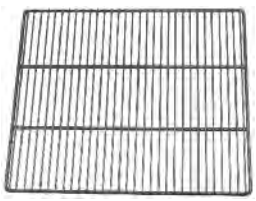
26-6074


26-6078


26-6085

REPLACEMENT PARTS — BY OEM

PERLICK (CONT.)

Description	Use	OEM Number	Order Number
SHELF — 19⅞" x 11¾", Gray Epoxy Coated	BC36, BC48, BC48LT, BC60, BC60LT, BC72, BC72LT, BC96, FR36, FR48, FR60, ST48, ST48LT, ST72, ST72LT	64811-1	**26-6077**
SHELF — 21" x 15¾", Gray Epoxy Coated		C22305-2	**26-6079**
SHELF — 21 11/16" x 19⅛", Gray Epoxy Coated	7260E, 7262D, 7264	C29842-1	**26-6084**
SUPPORT, SHELF — Zinc		C15875	**23-202**
SWITCH, ROCKER — OFF/(MOM)ON, w/Amber Light	834, 8340, 8350, 8365A, F24N, F24S, FR24, FR36, FR48, FR60, HC24FS	C31659	**42-2127**


26-6077

26-6079

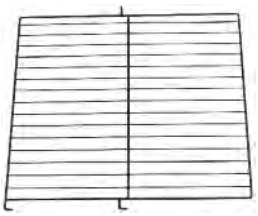
26-6084

23-202

42-2127

RANDELL

Description	Use	OEM Number	Order Number
BAR, ADAPTOR — 12⅝"		PHBAR012	**26-6047**
BAR, ADAPTOR — 12⅝"		PHBAR0505	**26-6048**
BAR, ADAPTOR — 21⅞"		PHBAR2175	**26-6049**
BEARING — S/S		HDBRG210	**26-6043**
BLADE, FAN — 5½" Dia., CCW	Where Applicable	RFFAN005	**28-1295**
BLADE, FAN — 4⅛" Dia., CCW		RFFAN2338	**28-2393**
COIL, EVAPORATOR — 4" x 6" x 15"		RFCOI105	**26-6051**
COIL, EVAPORATOR — 4" x 6" x 14"		RFCOI120B	**26-6052**
COIL, EVAPORATOR — 15⅜" x 4 x 3¾"	Where Applicable	RFCOI107	**51-1175**
COIL, EVAPORATOR — 21" x 4" x 7"	Where Applicable	RFCOI125	**51-1185**

26-6047

26-6048

26-6049

26-6043

28-1295

28-2393

26-6051


26-6052

51-1175

51-1185

REPLACEMENT PARTS — BY OEM

RANDELL

Description	Use	OEM Number	Order Number
DRIER		RFFLT251	**56-1575**
ELEMENT, HEATING — Evaporator, 115V/200W		ELWIR274	**34-2259**
FAN/SHROUD ASSEMBLY — 115V		RFASY0101P	**68-1518**
GASKET, BUMPER — 15 3/4", Gray		INGSK901	**74-1406**
GASKET, DOOR — 16 1/8" x 20 5/8", Black		INGSK0200	**74-1428**
GASKET, DOOR — 24 1/2" x 58", Gray		INGSK320	**74-1331**
GASKET, DOOR — 26 1/8" x 58", Gray		INGSK325	**74-1300**
GASKET, DOOR — 26 1/8" x 27 1/8", Gray		INGSK315	**74-1439**
GASKET, DOOR — 24 1/4" x 24 1/4", Gray		INGSK1030	**74-1108**
GASKET, DOOR — 22 1/2" x 24 9/16", Gray		INGSK1015	**74-1109**
GASKET, DOOR — 21 1/2" x 24 1/4", Gray		INGSK1025	**74-1110**
GASKET, DOOR — 21 9/16" x 22 1/2", Gray		INGSK1010	**74-1140**
GASKET, DOOR — 25 3/4" x 27 1/2", Gray		INGSK0108	**74-1142**
GASKET, DOOR — 15 9/16" x 24 1/4", Gray		INGSK1020	**74-1143**
GASKET, DOOR — 25 15/16" x 57 1/2", Gray		INGSK0113	**74-1280**
GASKET, DOOR — 24 1/4" x 57 1/2", Gray		INGSK0111	**74-1299**
GASKET, DOOR — 18 1/2" x 24 1/2", Gray	8383N, 8411N, PH48SPA-(L-R,R-L), PH66SPA-(R-L,L-R)	INGSK9902	**74-1301**
GASKET, DOOR — 10" x 22", Gray		INGSK1043	**74-1330**
GASKET, DOOR — 24 1/4" x 27 1/2", Gray		INGSK0106	**74-1402**
GASKET, DOOR — 10 1/4" x 29 3/4", Gray		INGSK1050	**74-1404**
GASKET, DOOR — 7 1/4" x 16 3/4", Gray		INGSK1081	**74-1405**
GASKET, DOOR — 10 3/8" x 15 7/8", Gray		INGSK1035	**74-1429**
GASKET, DOOR — 13 15/16" x 16", Gray		INGSK1038	**74-1430**
GASKET, DOOR — 9 5/16" x 16", Gray		INGSK1039	**74-1431**
GASKET, DOOR — 11 5/16" x 21 3/4", Gray		INGSK1041	**74-1432**

56-1575

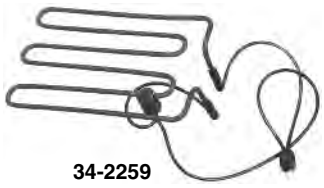

34-2259

68-1518

74-1406

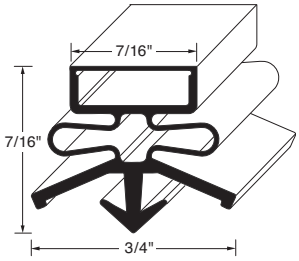

74-1428

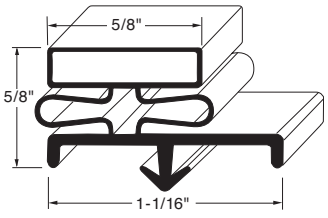

74-1331

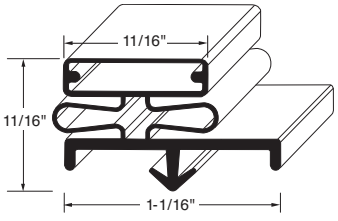

74-1300, 74-1439

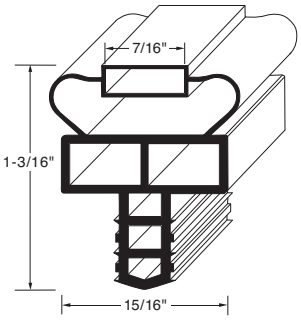

74-1108, 74-1109, 74-1110, 74-1140, 74-1142, 74-1143, 74-1280, 74-1299, 74-1301, 74-1330, 74-1402, 74-1404, 74-1405, 74-1429, 74-1430, 74-1431, 74-1432

REPLACEMENT PARTS — BY OEM

RANDELL (CONT.)

Description	Use	OEM Number	Order Number
GASKET, DOOR — 15¼" x 22¼", Gray		INGSK145	**74-1030**
GASKET, DOOR — 17⅛" x 23⅝", Gray		INGSK155	**74-1031**
GASKET, DOOR — 21¼" x 24¼", Gray		INGSK161	**74-1032**
GASKET, DOOR — 21¼" x 22¼", Gray		INGSK160	**74-1033**
GASKET, DOOR — 23⅝" x 23 11⁄16", Gray		INGSK165	**74-1034**
GASKET, DOOR — 24" x 24¼", Gray		INGSK175	**74-1035**
GASKET, DOOR — 23½" x 58", Gray		INGSK169	**74-1036**
GASKET, DOOR — 22½" x 56½", Gray		INGSK169A	**74-1137**
GASKET, DOOR — 17⅞" x 20⅜", Gray		INGSK120	**74-1147**
GASKET, DOOR — 15⅛" x 24¼", Gray		INGSK143	**74-1279**
GASKET, DOOR — 24¼" x 29", Gray		INGSK290	**74-1283**
GASKET, DOOR — 10¾" x 15¼", Gray		INGSK103	**74-1403**
GASKET, DOOR — 10¾" x 24¼", Gray		INGSK105	**74-1433**
GASKET, DOOR — 24 7⁄16" x 27¼", Gray		INGSK167	**74-1434**
GASKET, DOOR — 23¼" x 28¾", Gray		INGSK168	**74-1435**
GASKET, DOOR — 22¼" x 27¼", Gray		INGSK168A	**74-1436**
GASKET, DOOR — 9⅞" x 24¼", Gray		INGSK235	**74-1437**
GASKET, DOOR — 22¼" x 24¼", Gray		INGSK270	**74-1438**
GASKET, DRAWER — 7¼" x 29¾", Gray		INGSK1075	**74-1117**
GASKET, DRAWER — 11 5⁄16" x 24¾", Gray		INGSK1046	**74-1136**
GASKET, DRAWER — 7 5⁄16" x 24⅞", Gray		INGSK1070	**74-1138**
GASKET, DRAWER — 10¼" x 24 9⁄16", Gray		INGSK1045	**74-1141**
GASKET, DRAWER — 13" x 24¾", Gray		INGSK1048	**74-1144**
GASKET, DRAWER — 9¾" x 24½", Gray		INGSK1047	**74-1145**
GASKET, DRAWER — 11¼" x 30¼", Gray		INGSK1037	**74-1278**
GASKET, DRAWER — 13¼" x 22", Gray		INGSK1042	**74-1281**
GASKET, DRAWER — 10⅜" x 21⅞", Gray		INGSK1040	**74-1284**
GASKET, DRAWER — 7⅝" x 24⅜", Blue		INGSK195	**74-1006**
GASKET, DRAWER — 9⅞" x 21¼", Gray		INGSK225	**74-1029**
GASKET, DRAWER — 10¾" x 21¼", Gray		INGSK104	**74-1282**
GUARD, FAN — Evaporator, 6⅞" Dia.		RFFAN010	**28-1669**
HEATER, DEFROST — 115V/400W		ELWIR264	**34-2254**

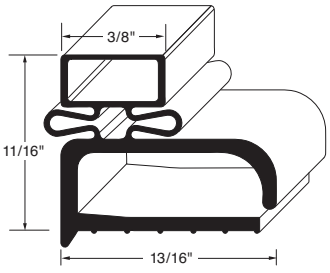

74-1006, 74-1029, 74-1030, 74-1031, 74-1032, 74-1033, 74-1034, 74-1035, 74-1036, 74-1137, 74-1147, 74-1279, 74-1282, 74-1283, 74-1403, 74-1433, 74-1434, 74-1435, 74-1436, 74-1437, 74-1438

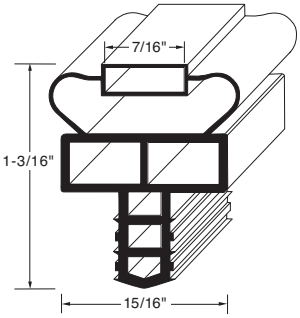

74-1117, 74-1136, 74-1138, 74-1141, 74-1144, 74-1145, 74-1278, 74-1281, 74-1284

28-1669

34-2254

REPLACEMENT PARTS — BY OEM

RANDELL (CONT.)

Description	Use	OEM Number	Order Number
HINGE — Cam Lift		HDHIN400	**26-1583**
HINGE	Where Applicable	RPHNG010	**26-3299**
HINGE	8148N, 8260N, 8268N, 8383N, 8395(N), 8411N	RPHNG9900	**26-4198**
HINGE		RPHNG9901	**26-6055**
HINGE ASSEMBLY	Where Applicable	RPHNG028	**26-3273**
HINGE ASSEMBLY — Left		RPHNG020L	**26-6053**
HINGE ASSEMBLY — Right		RPHNG020R	**26-6054**
LIGHT, SIGNAL — ½", Red, 250V		ELLGT500	**38-1008**
LINER — 18¼" x 12¾" x 6"		RPLNR018	**28-2395**
LINER — 18¼" x 18¼" x 6"		RPLNR024	**28-2396**
MOTOR, FAN — 120V	Where Applicable	ELMTR2338	**68-1171**
MOTOR, FAN — 120V	Where Applicable	ELMTR0230	**68-1170**
MOTOR, FAN — 120V	20048(SC,SCF), 20072(SC,SCF), 20078SC, SSAC-40BSC	RFMTR0102	**68-1334**
NUT — Stainless Steel, 5⁄16-24		RDFANUT0504	**26-6050**
PAN w/DRAIN — 12" x 20"	Where Applicable	RPPAN421	**32-1746**
PAN w/DRAIN — 12" x 20", w/Spout	Where Applicable	RPPAN0005	**32-1744**

26-1583

26-3299

26-4198

26-6055

26-3273

26-6053

26-6054

38-1008

28-2395

28-2396

68-1171

68-1170

68-1334

26-6050

32-1746

32-1744

REPLACEMENT PARTS — BY OEM

RANDELL (CONT.)

Description	Use	OEM Number	Order Number
PAN, EVAPORATOR — 18¼" x 4¼"		RPDRP107	**28-2394**
PIN — ¼-20	8148N, 8260N, 8268N, 8383N, 8395, 8411N	HDPIN210	**26-4204**
PIN — 10-24		HDPIN2030	**26-6044**
PROBE — 8 Ft.	FX-1(CS), FX-2(CS,WS), FX-3SS, SSAC-40BSC	RFCNT0505	**44-1593**
RETAINER, GASKET — 24"	Where Applicable	PLEXT582	**28-1222**
RACK, TRAY		1120	**26-6090**
ROLLER, FLAT		HDBRG100	**26-2632**
SCREW — Gasket Retained	Where Applicable	FASCW1042	**26-3265**
SHELF — 19⅛" x 25¼", Gray	8260N, 8383N, 8411N, 9030K-7, 9040K-7, 9045K-7, 9050K-7, PH120E2	HDSHL060	**26-4202**
SHELF — 22" x 25⅜", Gray	Where Applicable	HDSHL105	**26-3264**
SHELF — 13⅛" x 25¼"		HDSHL015	**26-6045**
SHELF — 16½" x 20⅝"		HDSHL040	**26-6046**
SUPPORT, SHELF — S/S		HDCLP5130	**23-203**
SUPPORT, SHELF — Stainless Steel	Where Applicable	HDCLP150	**26-1878**
SUPPORT, SHELF — Zinc	Where Applicable	HDCLP100	**26-1877**
SWITCH, LIGHT		ELSWT150C	**42-1406**
THERMOMETER	20042(R,RF), 20048(SC,SCF), 20065(R,RF), 20072(SC,SCF), 20078SC, 20092(R,RF), 20105(SC,SCF)	HDTHR9901	**62-1158**

28-2394

26-4204

26-6044

44-1593

28-1222

26-6090

26-2632

26-3265


26-4202


26-3264


26-6045


26-6046

23-203

26-1877, 26-1878

42-1406

62-1158

REPLACEMENT PARTS — BY OEM

RANDELL (CONT.)

Description	Use	OEM Number	Order Number
THERMOSTAT — Cooler	Cooler: 8000N, PH120E2, PH48SPA-L-R	HDCNT200	**46-1322**
THERMOSTAT — Freezer	Freezer: Where Applicable	HDCNT100	**46-1323**
THERMOSTAT — 10°F	8148N, 8260N, 8268N, 8383N, 8395N, 84111N	HDCNT0501	**46-1880**
TRACK SET — 26"		RPTRK05SM	**26-6056**
VALVE, EXPANSION — Hi Temp	Where Applicable	RFVLV200	**56-1329**
VALVE, EXPANSION — Lo Temp		RFVLV404	**56-1577**
VALVE, EXPANSION — Med/High Temp	84111N	RFVLV414	**56-1578**
VALVE, SOLENOID — 120V		RFSOL9801	**56-1576**

46-1322

46-1323

46-1880

26-6056

56-1329

56-1577

56-1578

56-1576

EXACT FREIGHT COSTS UP-FRONT

NO MORE GUESSING.

AllPoints provides EXACT freight costs up-front allowing you to select the shipping option that best fits your needs and budget.

Call Today
800-332-2500

REPLACEMENT PARTS — BY OEM

REMCOR

Description	Use	OEM Number	Order Number
CAPACITOR, MOTOR	TJ90, TJ150	30774	**26-3307**
GASKET, GATE		51891	**74-1134**
GASKET, MOTOR		50806	**74-1133**
MOTOR, AGITATOR — 115V		1037091	**68-1243**
REPAIR KIT, GATE SOLENOID		70438	**26-3308**
SEAL, MOTOR SHAFT		50454	**32-1790**
SHIELD, FOAM		23062	**28-1665**
SLIDE, GATE		21491	**26-3304**
SOLENOID ASSEMBLY, GATE		31093	**58-1154**
SWITCH KIT, DISPENSE		02070	**42-1622**

26-3307


74-1134

74-1133

68-1243

26-3308

32-1790

28-1665

26-3304

58-1154

42-1622

See Our Web Site to Place Your Orders and More!

Search Our Entire Inventory @ www.AllPointsFPS.com

Log into your account and you can...

- ***Check Current Pricing and Availability***
- ***Place Orders Anytime — Day or Night***
- ***Download Current Pricing, Forms and More***
- ***View Product Description & Model Usage***
- ***View Order History***
- ***Track Shipments***
- ***Check Order Status***
- ***View Account Information***
- ***Save Time with Quick Order***

REPLACEMENT PARTS — BY OEM

SCHAEFER

Description	Use	OEM Number	Order Number
LID, ICE CREAM CABINET — Double		28700-2	**26-6124**
THERMOSTAT — 14° to 40°F		39375-4	**46-1329**
THERMOSTAT — 9° to 36.5°F		39375-5	**46-1330**
THERMOSTAT — 32° to 61°F		B4848-18	**46-1501**

26-6124

46-1329

46-1330

46-1501

WE DO THE RESEARCH
TO MAKE PARTS EASY

BURNER VALVE Order No. 52-1076

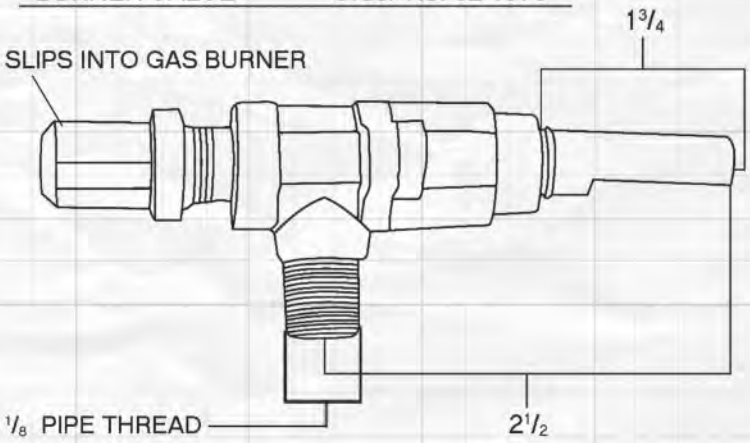

NO MORE WASTED TIME.
Our experienced representatives will do your parts research so you can purchase with confidence.

Call Today
800-332-2500

OPPORTUNITY BEGINS HERE

AllPoints Foodservice Parts & Supplies

REPLACEMENT PARTS — BY OEM

SCOTSMAN

Description	Use	OEM Number	Order Number
BAR, FLOAT — 7½" Black	CME256, CME506, CME656, CME806	02-3383-02	**28-1449**
BAR, FLOAT — 7½" White	CME256, CME506, CME656, CME806	02-3383-01	**28-1765**
BEARING	AFE325, AFE400, FDE470, FDE474, MDT2, MDT3, MDT4, TDE470, FM/FME	02-0417-20	**26-3242**
BEARING	FM/FME, ND/NM/NME	A34559-020	**26-3240**
BLADE, FAN — 12½" Dia.	Where Applicable	18-8882-01	**26-4151**
BLADE, FAN — Condenser	CM(E), CM250, CM450(A,C,D,E), CM(E)500(C,D), CM550, CM650 (A,C,D,E), CM650C (A,D), CM855, CM1000, CM1200C, CM1400, NM1250	18-3732-01 New 18-3732-02 Old	**26-3251**
CHUTE, ICE	CD200B, HD356	02-1995-01	**28-1677**
CLEAR 1 SCALE REMOVER — 16 Oz.		19-0653-01	**32-2173**
CONTACTOR — 208/240V	CM450 (A,C,D,E), CM650 (A,C,D,E,RE), CM650C (A,D), CM855 (R), CM1000 (R), CM1200 (R), CM1400, FM1200 (R), FM2400 (R), MF6B, MF900, NM1250 (R)	12-0739-02 New 12-0739-06 Old 12-0739-11 Old	**44-1156**
CONTROL, BIN LEVEL	FM/FME, NM/NME	A37708-021	**44-1498**
CONTROL, CUBE SIZE	CS60, CSE60, CU0515GA	F620264-11	**46-1879**
CONTROL, PRESSURE	Many Models	11-0501-22	**42-2126**
CONTROL BOARD	MDT3,4,5	12-2843-21	**46-1444**
CONTROL BOARD	CME, CP, SCE275	12-2838-24	**46-1439**
CONTROL BOARD	AC25, AC30, AC125, CD1450, CM250, CM450 (A,C,D,E), CM500 (C,D), CM500R (C,D), CM550, CM650 (A,C,D,E,RE), CM650C (A,D), CM650RA (C,D), CM855 (R), CM1000 (R), CM1200C (R), CM1400 (R), HC400, HC800, MC35, MCD200C	12-1912-01	**46-1442**

28-1449

28-1765

26-3242

26-3240

26-4151

26-3251

28-1677

32-2173


44-1156

44-1498

46-1879

42-2126

46-1444

46-1439


46-1442

REPLACEMENT PARTS — BY OEM

SCOTSMAN (CONT.)

Description	Use	OEM Number	Order Number
CONTROL BOARD	C0322, C0330, C0522, C0530, C0530MR-1A, C0630, C0630MA-32A, C0830, C1030, C1448, C1448SR-32A, C1848, C2148, C0522MA-32A, C0530MA, CU1526, CU2026, CU3030, EH222	11-0550-28	**44-1873**
CONTROL MODULE	SCE170	12-2436-21	**44-1874**
COUPLING	Where Applicable	A29915-002	**26-3235**
CUBE DEFLECTOR	CME256, CME506, CME506E, CME506R, CME656, CME656R, CME806, CME806R	02-3337-01	**28-2390**
CURTAIN	DC33, DCE33	02-2479-21	**26-836**
DOOR ASSEMBLY, ICE — Gray	CME1056, CME1056R, CME256, CME506, CME506R, CME656, CME656R, CME806, CME806R	A36481-022	**28-2392**
DRIER	Most Models	02-3319-02	**56-1572**
FILTER — 18½" x 25"	Where Applicable	02-2976-01	**26-4148**
FILTER, AIR — 8" x 19½"	AFE400, SCE170, SCE275	02-3193-01	**26-4149**
FILTER CARTRIDGE, WATER	Where Applicable	SSMRC1	**76-1162**
FLOAT	Where Applicable	02-3341-01	**28-1460**
GASKET — 3½" OD x 2" ID	Where Applicable	03-1505-00	**32-1902**
GASKET — 5½" OD x 3" ID	Where Applicable	13-0704-00	**32-1903**
GASKET, DOOR — (Per Foot) Adhesive Backed, Gray	Where Applicable	13-0595-00	**74-1096**
GASKET, GEAR CASE	Many Models	A32379-021	**32-2171**
GEAR & BEARING, FIRST	Double System RL FM-FME, Double System RL NM-NME, Single FM FME, RL Single NM NME, TDE550, TDE650	A32379-024	**26-6041**


44-1873

44-1874

26-3235

28-2390

26-836

28-2392

56-1572

26-4148

26-4149

76-1162

28-1460


32-1902

32-1903

74-1096

32-2171

26-6041

REPLACEMENT PARTS — BY OEM

SCOTSMAN (CONT.)

Description	Use	OEM Number	Order Number
GEAR AND PINION	AFE325, AFE400, FDE470, FDE474, MDT3, MDT4, NF400	02-2438-01	**28-1763**
GRILL — 23⅞" x 6⅞"	MDT5N25, MDT5N40, ND550, ND650, NDE550, NDE554, NDE650, NDE654	02-2951-01	**28-1453**
INSERT, FRONT PANEL	CME	02-3663-01	**28-1432**
INSULATION ADHESIVE — 6" x 9"	Many Models	19-0599-06	**28-2391**
JET, SPINNER	DC33, DCE33	A09543-000	**26-3250**
JET, SPRAY	DC33, DCE33	02-1840-00	**26-4146**
JET TOP	DC33, DCE33	02-1841-00	**26-3248**
MAGNET, CURTAIN SWITCH	Where Applicable	11-0563-02	**26-4150**
MOTOR, FAN — 115V, 3W	DC33, DCE33, Where Applicable	12-2396-01	**68-1281**
MOTOR, FAN — 115V, 16W	AFE400, C0322, C0330, C0522, CME306, CME456	12-1681-23	**68-1282**
MOTOR, FAN — 115V, 35W	FME800, FME804, NME650, NME654	18-8736-01	**68-1283**
MOTOR, FAN — 115V, 27W	MDT5N25, MDT5N40	18-8850-01	**68-1284**
MOTOR, FAN — 115V	Where Applicable	18-5505-01	**68-1324**
MOTOR, FAN — 115V, 1.7AMP, 60HZ, 50W, 1500RPM, CCW	C0530MR-1A, C0530MA	18-8926-01	**68-1515**
MOTOR, GEAR CASE DRIVE — 1/4 HP, 110/115V, 60/50HZ, 1PH, 1725/1425RPM, 4.6/5.0AMP	F0522, F0822, F0822L, F1222L, F1522, F1522L, FM1202RL-C, FM800, FM800R, FME1204RL, FME504, FME800, FME800R, FME804, FME804R, FME804RL, MDT5N25, MDT5N40, MDT6N, N Series, N0422, N0622, N0622L, N0922, N0922L, N1322, N1322L, ND550, ND650, ND750, NDE550, NDE554, NDE650, NDE654, NDE754, NM650, NM650R, NME1254RL, NME1504RL, NME454, NME650, NME650R, NME654, NME654R, NME654RL, NME954RL, NS650, NSE650, NSE654, RL Single FM FME, RL Single NM NME, TDE550, TDE650	12-2430-21	**68-1512**
O-RING — 1.116" ID	CME506, CME656R, CME806R, SCE275	13-0617-56	**32-1723**
O-RING — ¾" ID		13-0617-48	**32-1512**
PROBE, TEMPERATURE — DUAL	C1448, C1848, C2148, C2648	11-0572-21	**44-1797**

28-1763


28-1453

28-1432

28-2391

26-3250

26-4146

26-3248

26-4150

68-1281

68-1282

68-1283

68-1284

68-1324

68-1515

68-1512

32-1723

32-1512

44-1797

REPLACEMENT PARTS — BY OEM

SCOTSMAN (CONT.)

Description	Use	OEM Number	Order Number
PUMP, WATER — 115V	SCE170	12-2419-71	**68-1321**
PUMP, WATER — 115V	AC55, CS55, CSE60, CU0515GA	A32588-020	**68-1516**
PUMP, WATER — 120V, .4AMP, 2.68 GPM	C0322, C0522, C0530, CO522MA-32A, CO530MA, CU1526, CU2026, CU3030	12-2919-21	**68-1514**
PUMP, WATER — 240V	Where Applicable	12-2586-23	**68-1322**
PUMP, WATER — 240V, .63AMP, 6.67 GPM	CME1056, CME1056R	12-2714-21	**68-1513**
PUMP/MOTOR ASSEMBLY — 115V	CM500(C,D) CM500R(C,D), CM550	12-2265-21	**68-1236**
PUMP/MOTOR ASSEMBLY — 115V	CME456, CME456R, CME506, CME506(A-D), CME506(E-F), CME506E, CME656R, CME806R	12-2586-27	**68-1207**
PUMP/MOTOR ASSEMBLY — 115V	CME306, CME506(A-D)	12-2586-21	**68-1205**
PUMP/MOTOR ASSEMBLY — 115V	SCE275	12-2586-24	**68-1211**
PUMP/MOTOR ASSEMBLY — 115/230V	**Series:** CM250, CM450, CM650	12-2260-21	**68-1532**
PUMP/MOTOR ASSEMBLY — 120V	DC33, DCE33	A30625-001	**68-1209**
PUMP/MOTOR ASSEMBLY — 208/230V	CME1356, CME1356R, CME1656, CME1656R, CME1856, 2006R	12-2582-21	**68-1208**
PUMP/MOTOR ASSEMBLY — 208/240V	CM855R, CME1000 A,R, CME1002R, CME1002W, CME855A, CME865R, CME865W, CMS1002R, CMS1002W, MCM1062R, MCM1062W, MCM860R	12-2419-62	**68-1234**
RELAY — 120V "HOLDING"	AC25, AC30, AC125, CD450, CM250, CM500 (C,D), CM500R (C,D), CM550, CM650 (E,RE), CM1200C (R), HC400, HC800, MC35, MCD200C	12-1879-02	**44-1528**
RELAY — 120/240V	CM450 (A,C,D,E), CM650 (A,C,D,E), CM650A (C,D), CM650C (A,D), CM650RA (C,D), CM1000 (R), CM1400 (R)	12-1879-03	**44-1491**
REPAIR KIT, WATER VALVE	Where Applicable	12-2912-01	**28-1768**

68-1321

68-1516

68-1514

68-1322

68-1513

68-1236

68-1207

68-1205

68-1211

68-1532

68-1209

68-1208

68-1234

44-1528, 44-1491

28-1768

REPLACEMENT PARTS — BY OEM

SCOTSMAN (CONT.)

Description	Use	OEM Number	Order Number
RESERVOIR	FM/FME, NM/NME	02-3266-20	**32-1700**
SCREW, SHOULDER	Where Applicable	02-2806-01	**26-4147**
SEAL, LIP	Where Applicable	02-2977-01	**32-1693**
SEAL, WATER	FM/FME, NM/NME	02-0929-23	**32-1717**
SEAL, WATER	AFE, FDE, MDT2, MDT3, MDT4, MF400, TDE470	02-4599-21	**32-1685**
SENSOR AND HARNESS, WATER	Where Applicable	A33101-022	**44-1515**
SENSOR, BIN LEVEL	Where Applicable	11-0540-21	**44-1487**
SENSOR, BIN SET	SCE275	02-3626-21	**44-1872**
SENSOR, FLOAT	Where Applicable	11-0539-51	**44-1520**
SENSOR, ICE THICKNESS	Where Applicable	A39031-021	**44-1579**
SENSOR, TEMPERATURE	Where Applicable	02-3410-21	**44-1519**
SENSOR, TEMPERATURE	Where Applicable	11-0515-21	**44-1576**
SENSOR, TEMPERATURE	Where Applicable	11-0545-21	**44-1577**
SENSOR, TOUCH FREE	ETF400A/W, MDT3, MDT4	12-2551-20	**44-1875**
SENSOR, WATER LEVEL	Where Applicable	A39030-021	**44-1578**
SINK	MDT5N25, MDT5N40, ND550, ND650, NDE550, NDE554, NDE650, NDE654, TDE550, TDE650	02-2944-20	**28-2388**
SPACER	Where Applicable	02-2380-02	**28-1762**
SPRING, TORSION	CD200B, CD450, HD356	02-2097-01	**26-6040**
STEM, FLOAT — 7⅝" Blue	CME306, CME456	02-3777-03	**28-1767**
SWEEP, ICE	Where Applicable	02-3001-01	**28-1764**

32-1700

26-4147

32-1693

32-1717

32-1685

44-1515

44-1487

44-1872

44-1520

44-1579

44-1519

44-1576

44-1577

44-1875

44-1578

28-2388

28-1762

26-6040

28-1767

28-1764

REPLACEMENT PARTS — BY OEM

SCOTSMAN (CONT.)

Description	Use	OEM Number	Order Number
SWITCH, CURTAIN	Where Applicable	11-0563-01	**42-1831**
SWITCH, TOGGLE — ON/OFF	AC25, AC30, AF1, AF325, CD200, CD450, CM250, CM450(A,C,D,E), CM500(C,D), CM500R(C,D), CM550, CM650C(A,D), CM650(A,C,D,E), CM650RA(C,D), CM650RE, CM855(R), CM1000(R), CM1200C(R), CM1400C(R), FM800(R), FM1200(R), FM2400(R,RH), HC400, HC800, MC35, MCD200C, MF6C, MF400, MF700, MF900(RC), ND550, ND650, ND750, NM650(R), NM1250(R), NS650, PO650; **Bins & Accessory Kits:** KCM4A, KCM5A, KKM1A, KMA200	12-0426-01	**42-1106**
TAPE, FOAM RUBBER — (Ft.), 1/4" Thick, 1 1/4" Wide		19-0503-04	**32-2170**
THERMOSTAT, BIN	CEM1056,CEM1202,CEM1356,CEM1386,CEM1402, CEM1656,CEM1686,CEM2006	11-0521-21	**46-1411**
THERMOSTAT, BIN — 34° to 50°F, w/Knob	CM250, CM450 (A,C,D,E), CM500 (AE-IE,C,D), CM500R (C,D), CM550, CM650 (A,C,D,E,RE), CM650C (A,D), CM650RA (C,D), CM855 (R), CM1000 (R); **Series:** CM1400 (R)	11-0427-22	**46-1544**
THERMOSTAT, CUBE SIZE	SCE170	11-0370-20	**46-1631**
THERMOSTAT, CUBE SIZE — -19° to 22°F, w/Knob	CM(E)250, CM450 (A,C,D,E), CM550, CM650 (A,C,D,E,RE,WE), CM650C (A,D), CM650RA (C,D), CM855, CM1000 **Series:** CM500	11-0428-21 11-0435-21	**46-1441**
THERMOSTAT — -27.5° to 19°F	DCE33; Where Applicable	11-0503-21	**46-1605**
THERMOSTAT — 35° to 49°F	DC33, DCE33; Where Applicable	11-0407-21	**46-1606**
THERMOSTAT — 14.5° to 1.6°F	SCV32; Where Applicable	11-0586-21	**46-1608**
THERMOSTAT — 35° to 45°F	AFE325; Where Applicable	11-0354-20	**46-1609**
THERMOSTAT — 34° to 63°F, w/Knob	Where Applicable	11-0467-21	**46-1542**
THERMOSTAT — 31° to 51°F	AC25	11-0353-22	**46-1557**


42-1831

42-1106


32-2170

46-1411

46-1544

46-1631

46-1441

46-1605

46-1606, 46-1608

46-1609

46-1542

46-1557

REPLACEMENT PARTS — BY OEM

SCOTSMAN (CONT.)

Description	Use	OEM Number	Order Number
TIMER & SWITCH — 125V	AC25, CM250, CM450, CM500 (C,D), CM500R (C,D), CM550, CM650A (C,D), CM1000, CME500, DC (E) 33, HC400, HC800, MCD200C	12-2317-21	**42-1669**
TUBE, DRAIN	Where Applicable	02-3338-01	**28-1545**
TUBE, WATER DISTRIBUTION	Where Applicable	02-2527-01	**32-1699**
VALVE, FLOAT	SCE170	02-3612-01	**28-1766**
VALVE, PURGE — 208/230V	Where Applicable	11-0514-01	**58-1166**
VALVE, PURGE — 120V	Where Applicable	11-0514-02	**58-1167**
VALVE, SOLENOID — Water, 110/120V	CS55, CS60, CSE60, CU0515GA	A32405-001	**58-1218**
VALVE, SOLENOID — Water Inlet, 230V	C0322, C0330, C0522, C0530, C0530MR-1A, C0630, C0630MA-32A, C0830, C1030, C1448, C1448SR-32A, 1848, C2148, CCO522MA-32A, CO530MA	12-2922-02	**58-1217**
VALVE, SOLENOID DUMP — 120V	C0322, C0330, C0522, C0530, C0530MR-1A, C0630, C0630MA-32A, C0830, C1030, CO522MA-32A, CO530MA, CU1526, CU2026, CU3030, EH130, EH222, EH330, EH430	11-0564-01	**58-1216**
VALVE, THERMOSTATIC EXPANSION — TXV	CME256, CME306, CME456, CME456R, CME506, CME506 E-F, CME506E, CME506R, CME686, CME810, CME810RL, CME810RLS-1A, SCE275	16-1009-22	**56-1574**
VALVE, WATER — 240V	Where Applicable	12-2446-26	**58-1168**
VALVE, WATER — 120V	Where Applicable	12-2313-01	**58-1155**
VALVE, WATER — 240V	**Series:** CM650, CME500,CME650,CME650R	12-2446-24	**58-1130**
VALVE, WATER — 24V	Where Applicable	12-2666-01	**58-1127**
VALVE, WATER — 24V	CME306, CME456, CME506, CME656, CME806, CME810, CP2086, SCE	12-2548-01	**58-1137**

42-1669

28-1545

32-1699

28-1766


58-1166

58-1167

58-1218

58-1217

58-1216

56-1574

58-1168

58-1155

58-1130

58-1127

58-1137

REPLACEMENT PARTS — BY OEM

SCOTSMAN (CONT.)

Description	Use	OEM Number	Order Number
VALVE, WATER INLET — 120V	CM500, CM500D, CM500RE, CM550	12-2313-04	**58-1131**
VALVE, WATER INLET — 120V	DC33, DCE33; Where Applicable	12-2907-21	**58-1129**
VALVE, WATER INLET — 120V	MDT5N25, MDT5N40, ND550, ND650, NDE550, NDE554	12-1646-01	**58-1152**
VALVE, WATER INLET — 120V	Where Applicable	12-2922-01	**58-1169**
VALVE, WATER INLET — 240V	CM855 (R), CM1000 (R), CM1200 (R), CM1400 (R)	12-1646-04	**58-1144**
VALVE, WATER REGULATING	Where Applicable	11-0478-01	**58-1128**
VALVE KIT, SOLENOID — Hot Gas, 120V, 50/60HZ	CU50, DCE33, SCCG50, SCCP50	11-0562-21	**56-1573**
WASHER, RESERVOIR — Threaded	Where Applicable	02-3360-01	**28-1627**
WATER SHED	Where Applicable	02-4663-01	**32-1904**

58-1131

58-1129

58-1152


58-1169

58-1144

58-1128

56-1573

28-1627

32-1904

Don't see what you're looking for? We carry it all!

canplas · CDS · COMARK A Fluke Company · COMPONENT HARDWARE · CUNO · Danfoss · Dormont · EVERPURE · FISHER · Jelfarce · Johnson Controls · KASON · Keil Refrigeration Hardware · Parker · ARANCO · SPECTROLINE · selecto · Strahman · Supco · T&S · TurboTorch · WATTS

REPLACEMENT PARTS — BY OEM

Cookers/Warmers

SERVER
"SERVE BETTER"

Server stainless steel cooker/warmers feature adjustable pre-calibrated thermostats for complete control. All models listed NSF. Some models as rethermalization units to ensure food is quickly heated to a safe temperature before bacteria has an opportunity to grow. Marked with ℞
Two year warranty

Hot Fudge Warmer (120V/500W) – Order **#95-135**
Adjustable thermostat 100°-200° F
Accepts a #10 Can or optional SS Jar, order **#66-332**, Server #94009
Server Products #82060 includes Base & Pump

Pump only for Warmer – Order **#26-3714**, Server #81320
Base only for Warmer – Order **#26-4126**, Server #82066

Twin Hot Fudge Warmer (120V/1000W) – Order **#76-1261**, Server #81230
Includes Base & Pumps
Two adjustable thermostats 100°-200° F, two on/off switches
Accepts two #10 Cans or optional SS Jars – Order **#66-332,** Server #94009

Pump only for Warmer – Order **#26-3714**, Server #81320

Food Server with Pump & Spout Warmer (120V/517W) – Order **#95-180**, Server #81140
Includes magnetic fudge, caramel & nacho cheese signs

Accepts a #10 Can or optional SS Jar – Order **#32-1779**, Server #94009

Countertop Cooker/Warmer available in 4-7-11 quart, includes Food Vessel & unique hinged Lid that stays upright to catch moisture to retain flavor and help prevent scorching.

Order **#76-1263**, Server #81000 – 4 Qt. (120V/500W)
Order **#76-1264**, Server #84000 – 7 Qt. (120V/1000W)
Order **#76-1265**, Server #84100 – 11 Qt. (120V/1500W)

℞

Twin Countertop Cooker/Warmer available in 4 quart, includes Food Vessels & unique hinged Lid that stays upright to catch moisture to retain flavor and help prevent scorching.

Order **#76-1266**, Server #81200 – Twin 4 Qt. (120V/1000W)
Also available as a Triple 4 Qt. – Order **#76-1267** Server #85900 (120V/1500W)

REPLACEMENT PARTS — BY OEM

Cookers/Warmers (Cont.)

SERVER
SERVE BETTER®

Server stainless steel pumps offer precise portions offer control to reduce waste and improve efficiency.
Each pump features easy to adjust portion control in 1/8 oz increments.
Portion Optimization™ can be obtained by simply reducing the portion size by an 1/8 oz.
All pumps are NSF listed.

Pump only for 4 Qt. Inset – Order **#26-3758**, Server #83200 CP-6½
4 Qt. Inset only – Order **#32-1801**, Server Inset #81031
Pump only w/locking Lid for 7 Qt. Inset – Order **#26-3751**, Server #83910 CP–8½L
7 Qt. Inset only – Order **#32-1799**, Server #84031
Locking Lid Screw – Order **#26-3749**

Condiment Pumps for ketchup, mustard, mayo, salad dressing
10" Pump only for 10" Jar – Order **#26-3755**, Server #83330 CP-F
10" Fountain Jar – Order **#32-1791**, Server #82557
7" Pump only for 7" Jar – Order **#26-3763**, Server #83300 CP-200
7" Fountain Jar – Order **#32-1782**, Server #82558

Syrup Pumps for fountain syrups, liqueur, soy sauce
10" Pump only for 10" Jar – Order **#26-3773**,Server #82070
10" Fountain Jar – Order **#32-1791**, Server #82557

SS Lid for Server 7 & 10" Fountain Jar
Order **#66-219**, Server #82545

Plastic Lid for Server 7 & 10" Fountain Jar
Order **#28-1749**, Server #80310

We can help you design your own serving rail (non-insulated) or bar (insulated). Call inside sales to discuss options.

Pump only for 120MM opening Gallon Jar – Order **#26-3776**, Server #83110
Pump for 110MM opening Gallon Jar – Order **#26-4124**, Server #83120
Pump for 98MM opening Gallon Jar – Order **#26-4125**, Server #83130

Syrup Pump – Order **#26-3779**, Server #82000
for use with 3 Qt. Server SS Jar #94009

SS Jar or #10 Can – Order **#66-332**, Server #94009

REPLACEMENT PARTS — BY OEM

SERVER PRODUCTS (CONT.)

Condiment Pumps

Description	Use	OEM Number	Order Number
BALL, STAINLESS STEEL — ½"	All New or Old Style	06022	**26-1970**
BRUSH, CLEANING — Small, ½" Dia.	All New or Old Style	82009	**32-1792**
BRUSH, CLEANING — Large, 1⅛" Dia.	All New or Old Style	82049	**32-1771**
COLLAR, GAUGING		82022	**28-1110**
COLLAR, LOCKING		82021	**26-1966**
INSERT, HEAD TUBE		82018	**28-1111**
KIT, SPARE PARTS — Includes: 2 (**26-1970**), 1 (**32-1301**), 1 (**32-1295**), 1 (**32-1396**), 1 (**32-1299**), 1 (**32-1300**) & 11/16" O-Ring	New Style Pumps w/o Discharge Fitting	82533	**28-1439**
KIT, SPARE PARTS w/DISCHARGE O-RING — Includes: 2 (**26-1970**), 1 (**32-1301**), 1 (**32-1295**), 1 (**32-1296**), 1 (**32-1299**), 1 (**32-1300**), 11/16" O-Ring & Discharge Fitting O-Ring	Old Style Pumps w/Discharge Fitting	82533	**28-1440**
KNOB — Walnut	All New or Old Style	82023-000	**22-1162**
LID, LOCK DOWN	For 8½" Dia., 7 Qt. Inset (**32-1799**)	83912	**26-3750**
NUT — Discharge Tube	All New or Old Style (Except BP-I)	82027	**26-1971**
O-RING — Discharge Tube, 1"	All New Style	05127	**32-1299**
O-RING — Knob	All New or Old Style	82035	**32-1301**
O-RING — Valve Body, 1 5/16"	All New Style	82323	**32-1300**
PIN, BALL RETAINING	All Old Style (Except BPI, Cream & LBS)	82026	**26-3671**

26-1970

32-1792

32-1771

28-1110

26-1966

28-1111

28-1439

28-1440

22-1162

26-3750

26-1971

32-1299

32-1301

32-1300

26-3671

REPLACEMENT PARTS — BY OEM

SERVER PRODUCTS (CONT.)

Condiment Pumps (Cont.)

Description	Use	OEM Number	Order Number
PISTON & STEM ASSEMBLY	**Old & New Style Pumps:** CP-F, FP, FP-DI, FP-V & FP-V-DI	82076	**26-3667**
PISTON & STEM ASSEMBLY	**Old Style Pumps:** Big Cheese, CP-1/6, CP-1/4, CP-1/3, CP-5, CP-6 1/2, CP-8 1/2, CP-10, CP-10 1/2, CP-200, Cream, FSP, LBS, LFSP, LHSSW, LNCS, MMS, SP, SP-8 1/2; **New Style Pumps:** CP-1/6, CP-1/4, CP-1/3, CP-5, CP-6 1/2, CP-8 1/2, CP-10, CP-10 1/2, CP-200, CP-G 89mm, CP-G 110mm, CP-G 120mm, CPSS-L, CPSS-R, CSM, FSP, LBS, LFSP, LHSSW, LNCS, MMS, SP, SP-8 1/2	82013	**26-3680**
PLUNGER ASSEMBLY	**Old & New Style Pumps:** CP-200	82058	**26-3759**
PLUNGER ASSEMBLY	**Old & New Style Pumps:** CP-F, FP, FP-DI, FP-V & FP-V-DI	82055	**26-3760**
PLUNGER ASSEMBLY	**Old Style Pumps:** Big Cheese, CP-5, CP-6 1/2, CP-8 1/2, CP-10, CP-10 1/2, Cream, FSP, LBS, LFSP, LHSSW, LNCS, MMS, SP, SP-8 1/2; **New Style Pumps:** CP-5, CP-6 1/2, CP-8 1/2, CP-10, CP-10 1/2, CP-G 89mm, CP-G 110mm, CP-G 120mm, CPSS-L, CPSS-R, CSM, FSP, LBS, LFSP, LHSSW, LNCS, MMS, SP, SP-8 1/2	82054	**26-3666**
SCREW	For **26-3750** Lock Down Lid	82245	**26-3749**
SEAL, ASSEMBLY	All New or Old Style	83003	**32-1296**
SPRING	**Old & New Style Pumps:** CP-F, FP, FP-DI, FP-V & FP-V-DI	82077	**26-1969**
SPRING	**Old Style Pumps:** Big Cheese, CP-1/6, CP-1/4, CP-1/3, CP-5, CP-6 1/2, CP-8 1/2, CP-10, CP-10 1/2, CP-200, Cream, FSP, LBS, LFSP, LHSSW, LNCS, MMS, SP, SP-8 1/2; **New Style Pumps:** CP-1/6, CP-1/4, CP-1/3, CP-5, CP-6 1/2, CP-8 1/2, CP-10, CP-10 1/2, CP-200, CP-G 89mm, CP-G 110mm, CP-G 120mm, CPSS-L, CPSS-R, CSM, FSP, LBS, LFSP, LHSSW, LNCS, MMS, SP, SP-8 1/2	82016	**26-1968**
TUBE, HEAD — 3 3/8"		82017	**26-1967**
WASHER	All New or Old Style	82015	**32-1295**


26-3667


26-3680

26-3759


26-3760

26-3666

26-3749

32-1296

26-1968, 26-1969

26-1967

32-1295

REPLACEMENT PARTS — BY OEM

SERVER PRODUCTS (CONT.)

Pump Parts

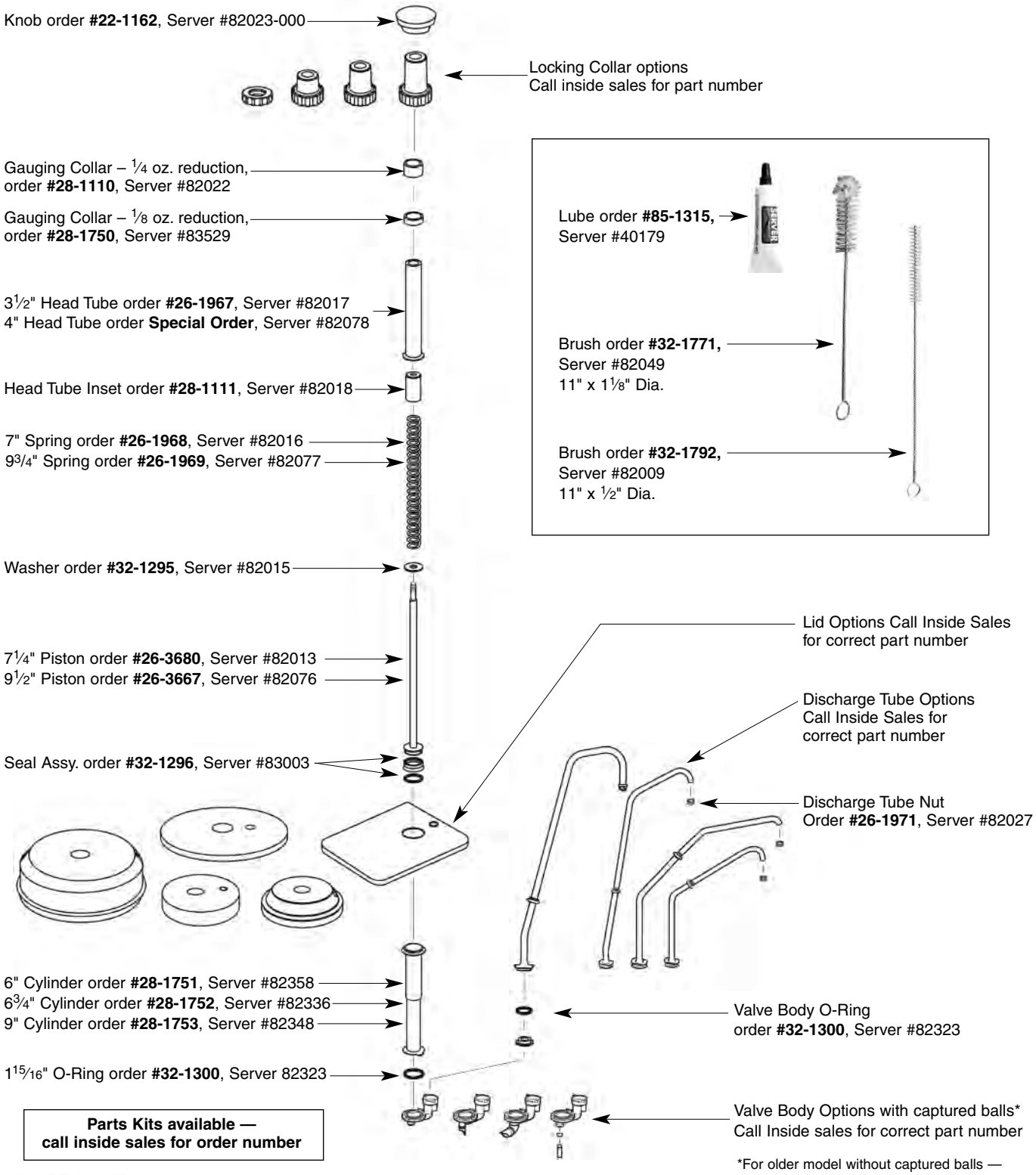

Parts Kits available — call inside sales for order number

*For older model without captured balls — Stainless Steel Ball Order **#26-1970**, Server #006022

SERVER

When ordering parts for Server Pumps refer to pump model number.
Model number is found on the lid of the pump.
For heated units model number is located on the base

REPLACEMENT PARTS — BY OEM

SERVER PRODUCTS (CONT.)

Food Warmers

Description	Use	OEM Number	Order Number
COLLAR, LOCKING	***Food Display:*** **All pumps except (Model # followed by stock #):** FP-200 (82100), CP-⅙ (83400), CP-¼ (83420), CP-⅓ (83430), CP-200 (83300)	82021	**26-1966**
CUTOUT, THERMAL	***Food Warmers*** **(Model # followed by stock #):** FS (82500), FS-2 (82700), FS-4 (81000), FSP (82060), TWIN FS (81220), TWIN FS-4 (81200), TWIN FSP (81230)	81037	**48-1125**
CUTOUT, THERMAL	***Food Warmers:*** **Units made after 1986 (Model # followed by stock #):** FS-7 (84000), FS-11 (84100), KS (84300)	04627	**48-1128**
ELEMENT KIT, WARMER 120V-120W, A = 13¾", B = 7½"	***Food Warmers:*** Model DI-2 (Stock # 82020)	92063 Kit	**34-1926**
ELEMENT KIT, WARMER 120V-500W, A = 6¾" Dia.	***Food Warmers*** **(Model # followed by stock #):** FS (82500), FS-4 (81000), FSP (82060), LFS (81330), LFSP (81300), LFSPW (81120), LFSPWI (81590), LHSSW (81620), LHSSWI (81640), LNCSL (81190), LNCSW (81160), LNCSWI (81570), TWIN FS (81220), TWIN FS-4 (81200), TWIN FSP (81230)	81051 Kit	**34-1898**
KNOB — 100-200°F	***Food Warmers*****:** Same use as **46-1192** & **46-1193** Bi-Metal Thermostats	81055	**22-1161**
PLUG — For T'stat Adjustment Access Hole	**Series:** DI, FS, FSP, HMS	11200	**28-1651**
SWITCH, ROCKER — ON/OFF, Black	***Food Warmers*** **(Model # followed by stock #):** FS (82500), FS-2 (82700), FS-4 (81000), FSP (82060), LFS (81330), LFSP (81300), LFSPW (81120), LFSPWI (81590), LHSSW (81620), LHSSWI(81640), LNCSL (81190), LNCSW (81160),LNCSWI (81570), TWIN FS (81220), TWIN FS-4 (81200), TWIN FSP (81230)	04544	**42-1663**
THERMOSTAT, BI-METAL	***Food Warmers*** **(Model # followed by stock #):** FSPW (81140), LFS (81330), LFSP (81300), LFSPW (81120), LFSPWI (81590), LHSSW (81620), LHSSWI (81640), LNCSL (81190), LNCSW (81160), LNCSWI (81570); **Units made after 1980 (Model # followed by stock #):** TWIN FS (81220), TWIN FS-4 (81200), TWIN FSP (81230)	55224 New 81224 Old	**46-1193**
THERMOSTAT, BI-METAL	***Food Warmers:*** **Units made after 1980 (Model # followed by stock #):** BS (06000), BSA (05000), FS (82500), FS-2 (82700), FS-4 (81000), FSP (82060)	55034 New 81034 Old	**46-1192**
THERMOSTAT, BI-METAL	***Food Warmers:*** **Units made after 1980 (Model # followed by stock #):** D1-1 (92000), D1-2 (82020), D1-3 (92040)	55053	**46-1522**
THERMOSTAT, BI-METAL	**Series:** DI, FS, FSP, HMS	55266	**46-1453**
THERMOSTAT, KP	***Food Warmers*** **(Model # followed by stock #):** FS-7 (84000), FS-11 (84100), KS (84300)	84017	**46-1523**

26-1966

48-1125

48-1128

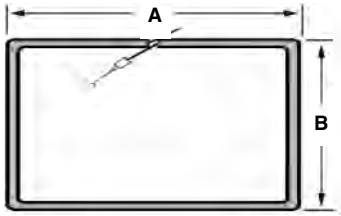

34-1926

34-1898

22-1161

28-1651

42-1609

46-1193

46-1192, 46-1522

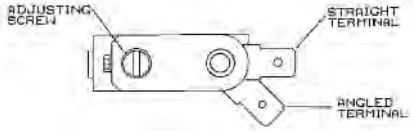

46-1453

46-1523

REPLACEMENT PARTS — BY OEM

SILVER KING

Description	Use	OEM Number	Order Number
ADAPTOR BAR	SKP2712, SKP4818, SKP6016, SKP6024, SKP7230, SKPS8, SKPS12	25567	**26-3369**
BIN KIT, LETTUCE — Divided 50/50	SK2SB	10316-03	**28-2405**
BIN KIT, LETTUCE — Standard	SK2SB	10613-01	**28-2404**
BLADE, FAN — 5" Dia., CW	Where Applicable	99196	**28-1298**
BLADE, FAN — 6½" Dia.	Where Applicable	23137	**26-3367**
BLADE, FAN — 7" Dia., CCW		43500	**26-4102**
BUSHING, DOOR	SKSR, SKTTR-7F, SKUCF-7F	20703	**28-1605**
BUSHING, DOOR — Flanged, Nylon	SKBB59, SKBB69, SKBB90, SKDD2, SKDD3, SKDD4, SKF27, SKF27B, SKF27BD, SKF27D, SKF48, SKF48B, SKFB27, SKFB27D, SKFB48, SKP2712, SKP278, SKP4812, SKP4818, SKP488, SKP6016, SKP6024, SKP6024D, SKP7218, SKP7230, SKPZ27, SKPZ27D, SKPZ60, SKPZ60D, SKPZ92, SKR24, SKR27, SKR27B, SKR27BD, SKR27D, SKR48, SKR48B, SKR60, SKRB27, SKRB27D, SKRB48	99711P	**28-2403**
CAP, VALVE BODY	SK5, SK6, SK10, SK12, SK15, SK18, MAJ, SKMAJ1, SKMAJ2, SKMAJ3	23409	**28-1609**
CARTRIDGE, HINGE		43425	**21-351**
CASTER KIT — (4)	SKC1220W, SKF27, SKF27B, SKF27BD, SKF27D, SKF27D-C2, SKF27D/C2, SKF27G/CFRL, SKF48, SKF48B, SKF48G/CFRL, SKFS2, SKFS2-C1, SKFS2/C1, SKMF34, SKMF34/C5, SKMF34/CEU1, SKMF34/CRU, SKMF34DW, SKMF34DW/CEU4, SKMF34DWSL, SKMF34SL, SKR24, SKR27, SKR27B, SKR27BD, SKR27D, SKR48, SKR48B, SKTTR7F, SKTTR7F/CEU8, SKTTR7F/CRU, SKTTR7FG/CEU3, SKTTR7FG/CRU, SKTTR7FW, SKUCF7F, SKUCF7F/CEU3	10314-63	**26-6091**
CLIP, PILASTER		99530P	**26-3970**
CLIP, SHELF — S/S	SKUCF-7F	99531P	**23-203**
DIVIDER, WIRE	Where Applicable	43689	**26-3376**

26-3369

28-2405

28-2404

28-1298

26-3367

26-4102

28-1605

28-2403

28-1609

21-351

26-6091



26-3970

23-203

26-3376

REPLACEMENT PARTS — BY OEM

SILVER KING (CONT.)

Description	Use	OEM Number	Order Number
DOOR — Lettuce Bin, for use on SK2SB-W	SK2SB	60715	**28-1579**
DOOR KIT, HOPPER	SK2SB	10335-02	**28-2406**
DRIER	Where Applicable	22677	**56-1340**
GASKET, DOOR — 24 5/8" x 26 1/4", Gray	SK2SB	10310-12	**74-1285**
GASKET, DOOR — 24 3/4" x 26 1/4", Gray	Where Applicable	10310-08	**74-1162**
GASKET, DOOR — 23" x 28 1/4", Gray	SKFB-48, SKSB-48, SKTTR-48	10310-06	**74-1038**
GASKET, DOOR — 26 3/4" x 28 1/4", Gray	SKF-2, SKF-2A, SKF-4, SKF-27, SKFB-27, SKR-27, SKRB-27, SKTTR-7, SKTTR-7F, SKTTR-7FBKCP, SKUCF-7F, SKSB-7F	10310-04	**74-1039**
GASKET, DOOR — 25 5/8" x 27", Gray	SKF27(B,BD,D), SKP278, SKPZ27(D), SKR27(B,BD,D)	10310-44	**74-1302**
GASKET, DOOR — 27" x 28 3/4", Gray	SKP6016,SKP6024(D),SKPZ60(D),SKP92(D), SKR60	10310-34	**74-1303**
GASKET, DOOR — 23" x 27 1/4", Gray	Where Applicable	10310-33	**74-1160**
GASKET, DOOR — 18 1/2" x 27 1/4", Gray	Where Applicable	10310-69	**74-1177**
GASKET, DOOR — 13 13/32" x 17", Gray		10310-26	**74-1344***
GASKET, HOPPER — 10" x 18 1/2", Gray	SK25B; Where Applicable	62806	**74-1172**
GASKET, HOPPER — 9" x 17 3/4", Gray	SK25B; Where Applicable	10310-02	**74-1148**
GUARD, FAN — Evaporator, 4 7/8" Mt. Ctrs.	SKRB27(D), SKSR, SKTTR-7F, SKUCF-7F	41215	**26-3406**
HEATER, DEFROST — 115V/500W	SKUCF7F, SKUCF7F/CEU3	63019	**34-2260**
HEATER, DEFROST — 120V	SKSF	42574	**34-1864**
HINGE — LH	SKSR, SKSF	23181	**26-3377**
HINGE — RH	SKSR, SKSF	23182	**26-3412**
HINGE — Hopper, LH	SK2SB	20857	**26-6094**
HINGE — Hopper, RH	SK2SB	20856	**26-6093**

*Image not shown

28-1579

28-2406

56-1340

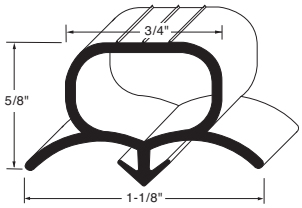

74-1285, 74-1172

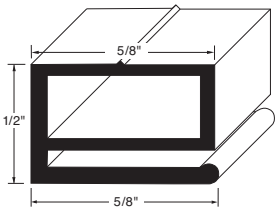

74-1162

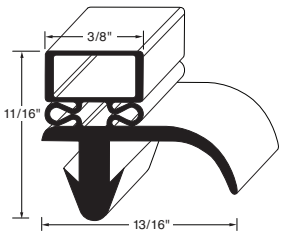

74-1038, 74-1039, 74-1302, 74-1303, 74-1160, 74-1177

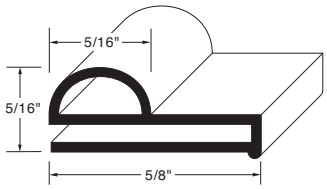

74-1148

26-3406

34-2260

34-1864

26-3377

26-3412

26-6094

26-6093

REPLACEMENT PARTS — BY OEM

SILVER KING (CONT.)

Description	Use	OEM Number	Order Number
HINGE CARTRIDGE — Pair	SKFB27, SKFB27D, SKFB48, SKM23F, SKM23R, SKM49F, SKM49R, SKRB27, SKRB27D, SKRB48	99467	**26-6092**
HINGE, DOOR — Right Bottom/Left Top	SKSR, SKTTR-7F, SKTTR-7FBKCF, SKUCF-7F	23175	**26-3396**
HINGE, DOOR — Right Bottom/Left Top	SKSR, SKTTR-7F, SKTTR-7FBKCF, SKUCF-7F	23176	**26-3398**
HINGE KIT — Hopper	SK2SB	10335-19	**26-6103**
HOLDER, VALVE — #40 H	Where Applicable	60016-3	**28-1552**
HOLDER, VALVE	N10MNS, N15MNS, N5MNS	27426	**28-1549**
HOLDER, VALVE — #40 H	Where Applicable	60016-2	**28-1790**
INSERT, WELL VALVE — #60	Where Applicable	60906	**28-1553**
KNOB, TEMPERATURE CONTROL	SKSR, SKTTR-7F, SKTTR-7FBKCP, SKUCF-7F	20651	**22-1542**
KNOB, TEMPERATURE CONTROL	EOF-20/FFLT/24, SKF27, SKF27B, SKF27B/CQ, SKF27BD, SKF27D, SKF27G/CFRL, SKF27GB/CFRL, SKF48, SKF48B, SKF48G/CFRL, SKF72D, SKSF	21487	**22-4476**
LATCH ASSEMBLY	Where Applicable	21069	**26-4205**
MOLDING CLOSURE VALVE CUTOUT		40013	**28-2402**
MOTOR, FAN — 115V		22048	**68-1453**
MOTOR, FAN — 120V, 30W	Where Applicable	21256	**68-1271**
MOTOR, FAN — Evap./Condenser, 120V	SKRB27(D),SKSR, SKTTR-7F, SKTTR-48, SKUCF-7F (Except SKUCF-7F BKMM Condenser), SKPTR-7F, SKPS(8,12)	21251-2	**68-1172**
PAN ASSEMBLY, CONDENSATE	SKUCF7/CEU3	26010	**32-1780**
PILASTER, SHELF — 16"	Many Models	42986	**26-6101**

26-6092

26-3396

26-3398

26-6103

28-1552

28-1549

28-1790

28-1553

22-1542

22-4476


26-4205

28-2402

68-1453

68-1271

68-1172

32-1780

26-6101

REPLACEMENT PARTS — BY OEM

SILVER KING (CONT.)

Description	Use	OEM Number	Order Number
PIN, GUIDE		21113	**26-4503**
SPACER — Nylon Door	SKF48, SKF48B, SKP2712, SKP4812, SKP4818, SKP488, SKR48, SKR48B	23869P	**28-2407**
SPRING, DIVIDER	Where Applicable	21458	**26-3365**
STRIKE, DOOR	Where Applicable	21073	**26-3410**
STRIP, BREAKER — SS Cover	SKMF34(/C5,/CEU1,/CRU, SL)	41033-3	**28-1786**
STRIP, BREAKER — SS Cover, 20¼"	SKMF34, SKMF34/C5, SKMF34/CEU1, SKMF34/CRU, SKMF34SL	41033-2	**28-2409**
THERMOMETER — 0° to 65°F	Where Applicable	20361	**62-1159**
THERMOSTAT, DEFROST	Where Applicable	33338	**46-1498**
THERMOSTAT — 19.5° to 42°F	SKSR, SKUCF-7F	40755	**46-1577**
THERMOSTAT — 2° to 42°F, Pointer Adjustment	SK-25B Food Service Unit & Under Counter Milk Dispenser	43064	**46-1547**
THERMOSTAT — 8.7° to 39°F	SKTTR-7F, SKR-27, SKCTD(1,PT1,ST1)	20889	**46-1552**
THERMOSTAT — 20° to 42°F	SKC1220W, SKRB48, SKTTR7, SKTTR7F, SKTTR7FW	42929	**46-1887**
THERMOSTAT — -30° to 16°F		21332	**46-1554**
TIMER, DEFROST — 6 Hr./18 Min.	SKTTR-7FBKCP, SKUCF-7F	99291	**42-1668**
VALVE ASSEMBLY	N10NMS, N15NMS, N5NMS	27922	**26-3366**
VALVE KIT — #60	Milk Dispenser	10327-16	**26-6102**
VALVE, SLIDE — #40H	Where Applicable	20306	**26-3400**
WASHER — Nylon	SKSR, SKTTR-7F, SKUCF-7F, SKRB-27(D)	20702P	**28-1614**

26-4503

28-2407

26-3365

26-3410


28-1786

28-2409

62-1159

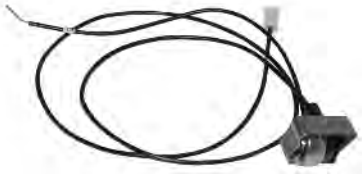
46-1498

46-1577

46-1547

46-1552

46-1887

46-1554

42-1668

26-3366

26-6102

26-3400

28-1614

REPLACEMENT PARTS — BY OEM

SILVER KING (CONT.)

Description	Use	OEM Number	Order Number
SKK2 LETTUCE CUTTER			
BLADE ASSEMBLY — Lower	SKK2 Lettuce Cutter	25507P	**26-3388**
BLADE ASSEMBLY — Upper	SKK2 Lettuce Cutter	25506P	**26-3370**
BRUSH, CLEANING — White/Green	SKK2 Lettuce Cutter	26318	**72-1676**
CAP, LEG BRACE	SKK2 Lettuce Cutter	22937	**28-2420**
DOWN LINK ASSEMBLY	SKK2 Lettuce Cutter	23156	**26-6100**
FRAME, BLADE	SKK2 Lettuce Cutter	42736S	**28-2418**
GLIDE, LEG	SKK2 Lettuce Cutter	21012	**28-2419**
HOLDER, BLADE	SKK2 Lettuce Cutter	40982	**26-6128**
LEG — Left or Right	SKK2 Lettuce Cutter	42735	**26-5635**
LUBRICANT	SKK2 Lettuce Cutter	22288-1	**32-1743**
PAD, FRONT LH LEG	SKK2 Lettuce Cutter	22928	**26-6097**
PAD, FRONT RH LEG	SKK2 Lettuce Cutter	22927	**26-6096**
PAD, REAR LH LEG	SKK2 Lettuce Cutter	22930	**26-6099**
PAD, REAR RH LEG	SKK2 Lettuce Cutter	22929	**26-6098**
PIN, LEG BRACE LINK	SKK2 Lettuce Cutter	22696	**26-6095**
PUSHER PLATE w/LABELS	SKK2 Lettuce Cutter	35586S	**28-2408**
SPRING, LEVER — LH	SKK2 Lettuce Cutter	22684	**26-3315**
SPRING, LEVER — RH	SKK2 Lettuce Cutter	22685	**26-3379**

26-3388

26-3370

72-1676

28-2420

26-6100

28-2418

28-2419

26-6128

26-5635

32-1743

26-6097

26-6096

26-6099

26-6098

26-6095


28-2408

26-3315

26-3379

REPLACEMENT PARTS — BY OEM

STOELTING

Description	Use	OEM Number	Order Number
ADAPTER, REAR SEAL	Where Applicable	1151859	**26-3318**
BELT	Where Applicable	152359	**28-1506**
CONTACTOR — 24V	Where Applicable	295109	**44-1100**
DECAL — Clean/Off/On	Where Applicable	324163	**22-1549**
FLIGHT, PLASTIC — Auger	Where Applicable	381804	**28-1532**
GREASE — Food Grade	Where Applicable	508135	**32-1683**
KNOB	Where Applicable	482004	**22-1550**
LUBRICANT, LIGHT DUTY — Spray	Where Applicable	508017	**85-1152**
O-RING — 1 5/16" ID x 3/32" Width	Where Applicable	624645-5	**32-1523**
O-RING — 1 1/8" ID x 1/8" Width	Where Applicable	624677-5	**32-1535**
O-RING	Where Applicable	624678-5	**32-1761**
O-RING	Where Applicable	624607-5	**32-1766**
O-RING — .554" ID	Where Applicable	624585-5	**32-1767**
O-RING, AIR BLEED VALVE	Where Applicable	624520-5	**32-1768**
O-RING, FRONT DOOR	Where Applicable	625133	**32-1759**
O-RING, SPIGOT — .980" ID, White	Where Applicable	624655-5	**32-1763**

26-3318

28-1506

44-1100

22-1549

28-1532

32-1683

22-1550

85-1152

32-1523

32-1535

32-1761

32-1766

32-1767

32-1768

32-1759

32-1763

REPLACEMENT PARTS — BY OEM

STOELTING (CONT.)

Description	Use	OEM Number	Order Number
PIN, LOCK — Horseshoe Clip	Where Applicable	696152	**26-3280**
PIN, RETAINING	Where Applicable	570998	**26-3272**
SANI-TRAY	Where Applicable	744221	**32-1863**
SEAL, REAR	Where Applicable	667868	**32-1756**
SPRING, COMPRESSION	Where Applicable	694200	**26-3276**
SPRING, AUGER FLIGHT	Where Applicable	694255	**26-3278**
SPRING, TOP & BOTTOM — Spigot	Where Applicable	694400	**26-3279**
TUBE ASSEMBLY — Mix Transfer	Where Applicable	3158258	**32-1851**
TUBING — ½" ID x ¾" OD ($/Ft)	Where Applicable	756088	**32-1847**
TRANSFORMER — 120/208/240V-24V	Where Applicable	744142	**44-1443**

26-3280

26-3272

32-1863

32-1756

26-3276

26-3278

26-3279

32-1851



32-1847

44-1443

Have a Question?

Call

1-800-332-2500

(USA & Canada)

International: **+1-860-738-7112**

REPLACEMENT PARTS — BY OEM

TAYLOR

Model 445 Shakemaster Tune-up Kit

Taylor#: X35577

Order Number
28-1455

Model 5454 Shakemaster Tune-up Kits

For Older Units with 1 Stage Operation

Taylor #: X33352

Order Number
28-1427

Model 490 Shake Freezer Tune-up Kit

Taylor #: X48398

Order Number
28-1424

For Newer Units with Coaxial Operation

Taylor #: X36568

Order Number
28-1535

All Kits Should Be Replaced Every 3 Months

Model PH61 Shake Freezer Tune-up Kit

Taylor #: X42496

Order Number
28-1441

Model H63 Shake Freezer Tune-up Kits

Taylor #: X48404

Order Number
28-1438

REPLACEMENT PARTS — BY OEM

TAYLOR (CONT.)

Signal Lights

Description	Use	OEM Number	Order Number
SIGNAL LIGHT — Red, 125V, ***"Mix Low"***	Many milkshake, soft serve ice cream machines, etc.	N/A	**38-1454**

Fountain Jar & Lid For Model H63

7" Deep, 2 Quart

Order Number
32-1782
Taylor #: 036573

S/S Hinged Lid for **32-1782**

Order Number
66-219
Taylor #: 048462

Green Label Sanitizer & Cleaner

- Provides thorough sanitizing, cleaning and odor removal in only one procedure
- No need for separate procedures to clean, delime and remove milkstone from your machine and parts
- Saves additional labor and materials
- Simplify your operations, cut costs and provide Quality Assurance
- Cleans and Sanitizes anything; recommended for:
  - Ice cream machines
  - Frozen drink and dessert machines
  - Ice tea dispensers & brewers
  - Soda and beer lines
  - Ice machines
  - Floors, walls and grout

STERA-SHEEN®

FDA approved formula is also EPA approved as a final rinse sanitizer!

Sold 4 Jars/Case
Each Jar = 4 Lbs.

Order Number
32-1805
Taylor#: 010425J

Sold 100 Packets/Case
Each Packet = 2 oz.

Order Number
32-1802
Taylor#: 010425P

Food Grade Grease

Petrol-Gel is the number one sanitary lubricant used in the dairy industry and soft serve machines. It extends equipment life and cut maintenance costs.

- Ideal for food service equipment
- Odorless, tasteless and non-toxic
- -15° to 210°F
- Impervious to water
- Will not taint
- FDA approved
- USDA rated H-1
- 4 oz.

Order Number
32-1683

REPLACEMENT PARTS — BY OEM

TRAULSEN

Description	Use	OEM Number	Order Number
ACTUATOR		344-28484-00	**28-1461**
BEARING — Stainless Steel, 1 5/16" OD		344-41808-01	**26-6065**
BLADE, FAN — 5½", CCW		338-13473-00	**28-1295**
BLADE, FAN — 5½", CW		325-60240-10	**28-1294**
BLADE, FAN — 6" Dia., CW		325-60028-00	**28-1299**
BLOWER ASSEMBLY — Dual, 115V	**Series:** G100	325-60072-00	**68-1524**
BLOWER ASSEMBLY — Duall, 115V	**Series:** G200	325-60209-00	**68-1525**
BRACKET, HINGE — Bottom LH, Upper RH		282545	**26-4199**
BRACKET, HINGE — Bottom RH, Upper LH		282544	**26-4200**
BRACKET, LOUVRE RAIL		344-06056-00	**26-3311**
BULB, LIGHT — 120V/40W		378-29776-00	**38-1789**
CAM, PIVOT — Nylon		344-28488-00	**28-2349**
CARTRIDGE, HINGE		282543	**21-351**
CASTER — 3" Wheel w/o Brake	CU27, CU48, CU60	282559-2	**26-6058**
CASTER — 2" Ball Wheel w/o Brake		344-32482-00	**26-6064**
CASTER — 3" Wheel w/Brake	CU27, CU48, CU60	282559-1	**26-6057**
CASTER — 5" Wheel w/Brake		344-13140-01	**26-6062**
COIL, EVAPORATOR — 20" x 8" x 6"		322-09513-00	**26-6059**
COIL, EVAPORATOR — 20" x 8" x 4"		322-09525-00	**26-6060**
COIL, EVAPORATOR		322-60003-00	**26-6110**

28-1461

26-6065

28-1295

28-1294

28-1299

68-1524

68-1525

26-4199

26-4200

26-3311

38-1789

28-2349

21-351

26-6058

26-6064

26-6057

26-6062

26-6059

26-6060


26-6110

REPLACEMENT PARTS — BY OEM

TRAULSEN (CONT.)

Description	Use	OEM Number	Order Number
COVER, HINGE	R50, 1267	344-28486-00	**26-4327**
COVER, HINGE	16565, 16566, 16567	344-14732-03	**26-6063**
COVER, LIGHT		337-30858-00	**28-1433**
DEFROST CONTROL — 120V		324-12785-00	**42-1445**
DEFROST CONTROL — 240V		324-12768-00	**42-1803**
DEFROST LIMIT CONTROL		324-12766-00	**44-1877**
DOOR — RH Top/LH Bottom		SK-200-39300-02	**26-4506**
DRIER — ¼" OD x ¼" OD	G12000, G12001	325-60103-00	**56-1581**
FAN DELAY RELAY CONTROL		324-12767-00	**44-1878**
FUSE, THERMAL		337-31075-00	**38-1788**
GASKET, DOOR — 22¾" x 59¾", Gray		341-60059-00	**74-1116**
GASKET, DOOR — 22⅝" x 29¾", Gray		341-60060-00	**74-1146**
GASKET, DOOR — 27 7/16" x 28⅝", Gray		341-60145-00	**74-1327**
GASKET, DOOR — 22⅞" x 60", Black		341-60083-00	**32-1893**
GASKET, DOOR — 77 9/32" x 36 3/16", 3-Sided		266379-1	**74-1102**
GASKET, DOOR — 29½" x 67½", Gray		SER-16473-00	**74-1113**
GASKET, DOOR — 23 1/16" x 29 1/16", Gray		341-42090-01	**74-1410**
GASKET, DOOR — 23½" x 23½", Gray		341-60005-00	**74-1324**

26-4327

26-6063

28-1433

42-1445

42-1803

44-1877

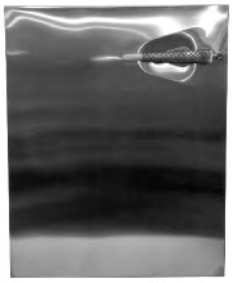

26-4506

56-1581

44-1878

38-1788

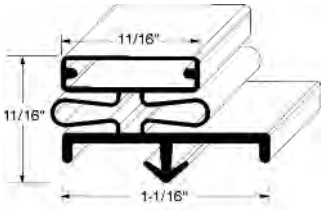

74-1116, 74-1146, 74-1327

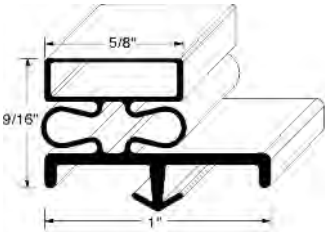

32-1893, 74-1102, 74-1113

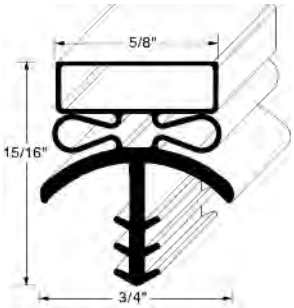

74-1410

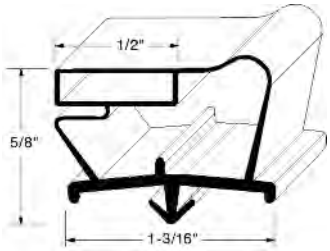

74-1324

REPLACEMENT PARTS — BY OEM

TRAULSEN (CONT.)

Description	Use	OEM Number	Order Number
GASKET, DOOR — 7¼" x 23½", Gray		341-39393-00	**74-1040**
GASKET, DOOR — 21½" x 29½", Gray		341-09502-00 / -03	**74-1041**
GASKET, DOOR — 21⅝" x 59⅝", Gray		341-09503-00	**74-1042**
GASKET, DOOR — 23½" x 23½", Gray		341-16970-00	**74-1043**
GASKET, DOOR — 23⅝" x 29⅝", Gray		341-09500-00	**74-1044**
GASKET, DOOR — 23½" x 59½", Gray		SER-61097-00	**74-1045**
GASKET, DOOR — 29¼" x 67½", Gray		341-06473-00	**74-1046**
GASKET, DOOR — 22⅜" x 59⅝", Gray		341-41215-00	**74-1114**
GASKET, DOOR — 12⅞" x 21½", Gray		341-39394-00	**74-1126**
GASKET, DOOR — 22¾" x 29½", Gray		SER-41222-00	**74-1287**
GASKET, DOOR — 21⅝" x 23⅝", Gray		341-09504-00	**74-1407**
GASKET, DOOR — 20⅝" x 29⅝", Gray		341-39080-00	**74-1409**
GASKET, DOOR — 22½" x 22½", Gray		341-60050-00	**74-1412**
GASKET, DOOR — 20¼" x 26¼", Gray		341-60090-00	**74-1413**
GASKET, DOOR — 25" x 26¼", Gray		SER-60089-00	**74-1415**
GASKET, DOOR — 29³⁄₁₆" x 73½", Gray		SER-37698-00	**74-1455**
GASKET, DOOR — 23⅛" x 25¾", Gray		341-60197-00	**74-1456**
GASKET, DOOR — 21½" x 29½", Gray		SER-27563-00	**74-1047**
GASKET, DOOR — 21¾" x 59¾", Gray		SER-27564-00	**74-1048**
GASKET, DOOR — 23⅝" x 23¾", Gray		341-27568-00	**74-1049**
GASKET, DOOR — 23½" x 29½", Gray		341-27565-00	**74-1050**
GASKET, DOOR — 23½" x 59¾", Gray		341-27566-00	**74-1051**
GASKET, DOOR — 7¹⁄₁₆" x 23⁹⁄₁₆", Gray		341-37204-00	**74-1408**
GASKET, DOOR — 24¾" x 26", Gray		433623	**74-1414**
GASKET, DOOR — 24½" x 29½"		280294-2	**74-1023**
GASKET, DOOR — 24⅜" x 60¹¹⁄₁₆"		280294-3	**74-1024**
GASKET, DOOR — 29¹³⁄₃₂" x 69¹⁄₁₆", Gray		280984-10	**74-1104**
GASKET, DOOR — 28⅞" x 67¼", Gray			**74-1112**
GASKET, DOOR — 24½"" x 25½", Gray		280984-5	**74-1269**
GASKET, DOOR — 23½" x 59½", Gray		341-04505-03	**74-1037**
GASKET, DOOR — 6⅞" x 23⅜", Gray		341-21461-00	**74-1052**
GASKET, DOOR — 11⅜" x 23⅜", Gray		341-19775-00	**74-1053**
GASKET, DOOR — 23⅜" x 29⅜", Gray		341-04503-00	**74-1054**
GASKET, DOOR — 23⅜" x 29⅜", Gray		SVC-43493-00	**74-1111**
GASKET, DOOR — 21½" x 23½", Gray		341-04543-03	**74-1189**
GASKET, DOOR — 21½" x 29½", Gray		341-04507-03	**74-1286**
GASKET, DOOR — 29" x 67¾", Gray		SER-14169-00	**74-1454**

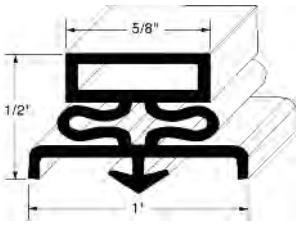

74-1040, 74-1041, 74-1042, 74-1043, 74-1044, 74-1045, 74-1046, 74-1114, 74-1126, 74-1287, 74-1407, 74-1409, 74-1412, 74-1413, 74-1415, 74-1455, 74-1456

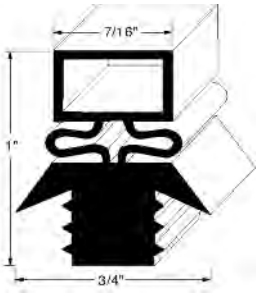

74-1047, 74-1048, 74-1049, 74-1050, 74-1051, 74-1408

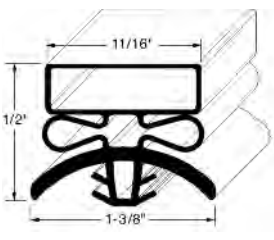

74-1414

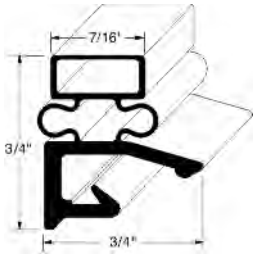

74-1023, 74-1024, 74-1104, 74-1112, 74-1269

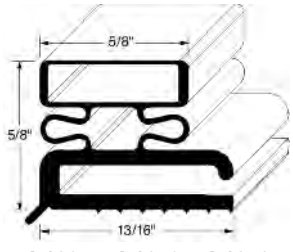

74-1037, 74-1052, 74-1053, 74-1054, 74-1111, 74-1189, 74-1286, 74-1454

REPLACEMENT PARTS — BY OEM

TRAULSEN (CONT.)

Description	Use	OEM Number	Order Number
GASKET, DRAWER — 7⅜" x 23⅜", Gray		341-60005-01	**74-1411**
GASKET, WIPER — (Sold Per Foot), Black		327-12893-00	**74-1127**
GEAR MOTOR — 115V		338-60031-00	**68-1527**
HEATER, CONDENSATE — 115V		329-21611-00	**34-2256**
HEATER, CONDENSATE — 230V		329-21613-00	**34-2257**
HEATER, DEFROST — 115V/500W		329-60022-00	**34-2265**
HEATER, STRIP — 208V/1000W		329-60015-01	**34-2264**
HINGE — 5⅞" x 1 1/16"		28866-3	**26-1575**
HINGE — 4½" x 1"		SER-13438-00	**26-1577**
HINGE — 5¾" x 1 1/16"		SER-28583-00	**26-1583**
HINGE ASSEMBLY — 5¾" x 1 1/16"		SER-29021-03	**26-3310**
HINGE KIT		SER-60248-00	**26-6116**
KEY — T42		358-28924-42	**26-6113**
LATCH — w/Strike		13166, 13194	**22-1102**
LOCK CYLINDER — T42		346-13186-42	**26-3312**
LOCKKEEPER ASSEMBLY		SER-16836-00	**26-6115**
LOUVRE — 21 15/16" x 4⅝"		501-60060-03	**26-6067**
MOTOR, FAN — 115V		338-60030-00	**68-1526**
MOTOR, FAN — 120V, 6" Fan Blade		338-29724-00	**68-1173**
MOTOR KIT, FAN — 115V	VPS90S	SER-60557-00	**68-1528**

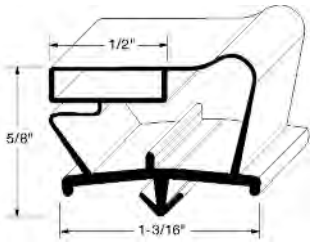

74-1411

74-1127

68-1527

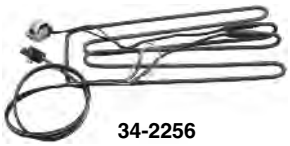
34-2256

34-2257


34-2265

34-2264

26-1575

26-1577

26-1583

26-3310

26-6116

26-6113

22-1102

26-3312

26-6115

26-6067

68-1526

68-1173

68-1528

REPLACEMENT PARTS — BY OEM

TRAULSEN (CONT.)

Description	Use	OEM Number	Order Number
PAN, CONDENSATE — Large, 17½" x 6"		SK-701-13694-00	**26-6118**
PAN, CONDENSATE — Small, 14" x 6"		SK-512-20413-00	**26-6117**
PROBE, FOOD	RBC100, RBC200, RBC100RT, RBC400, RBC400RT	333-60331-00	**44-1880**
RELAY		337-60162-02	**44-1881**
RELAY		337-60170-02	**44-1882**
RELAY		337-60171-00	**44-1883**
RELAY		337-60360-01	**44-1885**
RELAY		337-60317-00	**44-1884**
ROLLER, BEARING — w/Stud, S/S, 1 3/32" Dia.		344-07386-00	**26-2635**
ROLLER, FLAT — SS, 1 5/16" OD		344-33486-00	**26-2634**
ROLLER, FLAT — 2" Dia.		344-17607-00	**28-1221**
SCREW — w/Lockwasher		SA-021-37	**26-6114**
SENSOR — Cabinet Temperature		337-60405-02	**44-1441**
SENSOR — Coil Temperature		337-60406-02	**44-1440**
SENSOR — Discharge Line Temperature		337-60407-02	**44-1442**
SHELF	VPS14S, VPS66J, VPS66S, VPS72S, VPS90J, VPS90S	410-130-104-800	**26-4507**
SHELF — 21" x 26", Gray Epoxy	CZW	239041	**26-2646**
SHELF — 22 7/8" x 26½", Chrome		340-26005-00	**26-2650**
SHELF — 23" x 26½", Gray Epoxy Coated		340-26000-02	**26-6111**
SHELF — 23 5/8" x 26 3/8", Gray Epoxy Coated		340-60074-02	**26-6112**

26-6118

26-6117

44-1880

44-1881

44-1882

44-1883

44-1885

44-1884

26-2635

26-2634

28-1221

26-6114

44-1441

44-1440

44-1442


26-4507

26-2646


26-2650


26-6111


26-6112

REPLACEMENT PARTS — BY OEM

TRAULSEN (CONT.)

Description	Use	OEM Number	Order Number
SHELF — 24½" x 26⅜", Gray Epoxy Coated		340-60070-02	**26-6061**
SHELF — 24½" x 26½", Chrome		340-26000-00	**26-2657**
SUPPORT, SHELF		344-24759-01	**23-207**
SUPPORT, SHELF		344-24759-02	**26-3968**
SUPPORT, SHELF — S/S		344-08982-00	**26-1878**
SUPPORT, SHELF — Zinc		13305	**23-202**
SWITCH, PLUNGER — Hinge		337-28235-00	**42-1406**
THERMOMETER — 40° to 240°F		344-27869-00	**62-1194**
THERMOMETER — -40° to 60°F		344-27870-00	**62-1195**
THERMOSTAT — -10° to 9°F		267274	**46-1321**
THERMOSTAT — 31° to 38°F		324-28994-00	**46-1326**
THERMOSTAT — 14° to 28°F		324-60001-00	**46-1553**
THERMOSTAT — 11° to 38°F		337-60387-00	**46-1467**
THERMOSTAT — -25° to -1°F		324-31865-00	**46-1331**
THERMOSTAT — 33° to 48°F		324-12455-00	**46-1325**
THERMOSTAT — 14° to 43°F		324-31307-00	**46-1327**
THERMOSTAT — -19° to -10°F		324-12769-00	**46-1328**
THERMOSTAT — 25° to 75°F		324-34100-00	**46-1559**
THERMOSTAT — -10° to 40°F		267275	**46-1334**

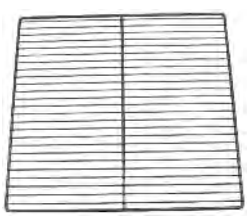
26-6061


26-2657

23-207

26-3968

26-1878

23-202

42-1406

62-1194

62-1195

46-1321

46-1326

46-1553

46-1467

46-1331

46-1325

46-1327

46-1328

46-1559

46-1334

REPLACEMENT PARTS — BY OEM

TRAULSEN (CONT.)

Description	Use	OEM Number	Order Number
TIMER, DEFROST — 120V		324-21993-00	**42-1800**
TIMER, DEFROST — 120V		324-38504-00	**44-1879**
VALVE, EXPANSION		325-60080-08	**56-1579**
VALVE, EXPANSION		325-60080-25	**56-1580**
WHEEL — $1\frac{15}{16}$" OD	G100, G110, G120 (After 1/10)	344-60155-00	**26-6066**

42-1800

44-1879

56-1579

56-1580

26-6066

1-2 Day Ground Shipping to Most of the U.S.

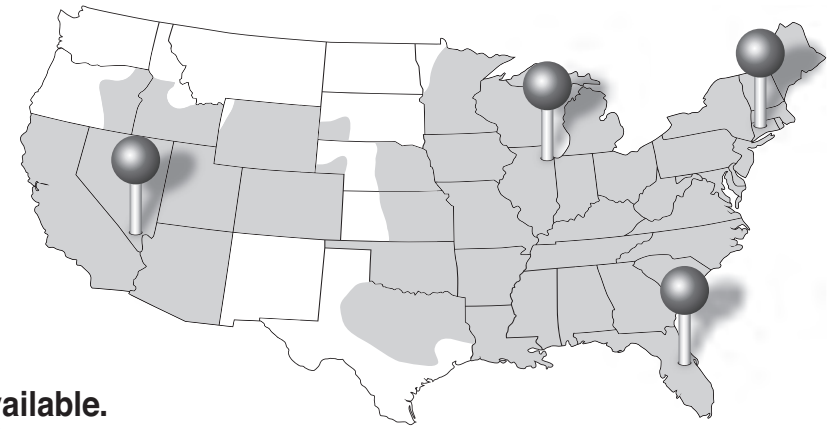

AllPoints® Foodservice Parts & Supplies

Overnight Air Shipping Available.
We offer the latest cut-off in the industry for same day shipping.

REPLACEMENT PARTS — BY OEM

TRUE

Description	Use	OEM Number	Order Number
BEARING, ROLLER — Drawer	Where Applicable	921847	**26-2635**
BLADE, EVAPORATOR FAN — 7¾"	GDM-33, GDM-47, GDM-7FR, T Series, T-23, T-23-2, T-23F, T-35, T-49, T-49F, TBB-24-48, TBB-4, TS23, TUC-67D-2	861106	**26-5953**
BLADE, FAN — 8¾"	T-23, T-23-2, T-24-GC, T-35, T-36-GC, T-49F, TBB-4, TD-50-18, TS23, TSSU 36-12MB, TSSU 48-18MB, TSSU Series, TSSU-48, TSSU-48-8-47, TUC-48, TUC-60, TUC-67D-2, TUC27F, TWT-48, TWT-60, TWTF Series	801005	**26-5948**
BUSHING, NYLON — ⅜" 1D, 3-4" OD	TBB-24-48, TBB-4, TSSU Series, TWT Series, TWT-67F	811217	**28-2339**
CAPILLARY TUBE — 10 Ft.	Where Applicable	851138	**26-3341**
CONTROL, COLD		800320	**46-1416**
CLIP, SHELF	All Models	831600	**23-202**
CORD, DOOR — Nylon, 4 Ft.	GDM-33, GDM-47	879863	**28-2346**
CORD, LATEX — 14" x 3/32" Dia.		881734	**28-2347**
CORD, LATEX — 19" x 1/16" Dia.		874100	**28-2343**
CORD, POWER		801762	**38-1782**
CORD, POWER		801763	**38-1783**
COVER, EVAP FAN BLADE — 10" Dia.	GDM-33, GDM-47, GDM-7FR, T-23, T-23-2, T-23F, T-35, T-49, T-49F, TBB-24-48, TBB-4, TS23, TUC-67D-2, TWT Series	860078	**26-5952**
DOOR ROLLER ASSEMBLY	GDM Top Hung	936124	**26-5967**
DRAWER SLIDE ASSEMBLY — BTM/LT	TPP-60D-2 115V, TPP44D-2 115V, TRCB, TUC-67D-2	939673	**26-5968**
DRAWER SLIDE ASSEMBLY — BTM/RT	TPP-60D-2 115V, TPP44D-2 115V, TRCB, TUC-67D-2	939674	**26-5969**
DRIER	Where Applicable	800801	**56-1332**
ELBOW, DRAIN	TUC-(44,60,60G,93), TWT-(44,93); **Series:** GDM Coolers, T Coolers, TD, TDBD, TDD, TM, TPP	811502 New 810208 Old	**28-1584**
EVAPORATOR COIL	T-50-GC, TD-50-18, TSSU-48, TWT-48	914920	**51-1136**

26-2635

26-5953

26-5948

28-2339

26-3341

46-1416

23-202

28-2346

28-2347

28-2343

38-1782

38-1783

26-5952

26-5967


26-5968

26-5969

56-1332

28-1584

51-1136

REPLACEMENT PARTS — BY OEM

TRUE (CONT.)

Description	Use	OEM Number	Order Number
GASKET, DOOR — 23" x 26¼", Black	TUC-(48,48F), TWT-(48,48F,72); **Series:** TSSU-(48,72)	810809	**74-1059**
GASKET, DOOR — 24⅜" x 26", Black	TPP-(67,93), TUC-(67,93), TWT-(67,93)	810812	**74-1060**
GASKET, DOOR — 26½" x 26¼", Black	TSSU-(27-8,27-12M), TUC-(27,27F), TWT-(27,27F)	810810	**74-1061**
GASKET, DOOR — 25⅞" x 28½", Black	TUC-(60,60F), TWT-(60,60F); **Series:** TSSU-60	810813	**74-1062**
GASKET, DOOR — 14⅞" x 1", Black,	T-23-2/49-4 BTM, TMC-(34,49,58)	810846	**74-1106**
GASKET, DOOR — 20¾" x 30", Black	TDD/BB	810805	**74-1156**
GASKET, DOOR — 16⅞" x 26¼", Black	TSSU/TUC/TWT-36	810713	**74-1347**
GASKET, DOOR — 18¾" x 30", Black	TBB-24-48	810759	**74-1348**
GASKET, DOOR — 17¾" x 26¼", Black	TPP-60D-2	810780	**74-1351**
GASKET, DOOR — 12⅞" x 28⅜", Black	TPP/TUC/TWT-44D	810782	**74-1352**
GASKET, DOOR — 13" x 22⅞", Black	TSSU/TUC/TWT-48D	810854	**74-1353**
GASKET, DOOR — 18½" x 54⅛", Black	GDM-(35,35F), QDM-35, T-(35,35F,35G)	810807	**74-1055**
GASKET, DOOR — 24⅝" x 54⅛", Black	GDM-(72,72F), T-(72,72F,72FG,72G), TC-(72,72G), TS-(72,72F)	810802	**74-1056**
GASKET, DOOR — 25⅛" x 54⅛", Black	G4SM-23RGS, GDM-(19,23,23F,23HL), T-(23,23F,23FG,23G), TC-(23,23G), TS-(23,23F)	810862	**74-1057**
GASKET, DOOR — 24½" x 62⅞", Black	TR-56/85	810772	**74-1152**
GASKET, DOOR — 21½" x 31¼", Black	TBB-G	810800	**74-1155**
GASKET, DOOR — 25⅝" x 25⅞", Black	T-23-2/49-4 BTM	810878	**74-1157**
GASKET, DOOR — 25¾" x 26¾", Black	T-23-2/49-4 TOP	810808	**74-1161**
GASKET, DOOR — 23¼" x 50⅜", Black	GDM-12T, 12F	810861	**74-1233**
GASKET, DOOR — 28⅛" x 54⅛", Black	GDM-26	810804	**74-1234**
GASKET, DOOR — 27⅝" x 62¾", Black	TA, TG, TR1, F, R, RPT	810771	**74-1340**
GASKET, DOOR — 27¼" x 31", Black	TA/TG/TR1R-2HG (TOP)	810777	**74-1349**
GASKET, DOOR — 27⅝" x 30⁹⁄₁₆", Black	TA/TG/TR1 F/R/PT (BOTTOM)	810778	**74-1350**
GASKET, DOOR — 22⅝" x 62¾", Black	TM-52/F	811110	**74-1354**
GASKET, DOOR — 25¾" x 54⅛", Black	GDM-(49,49F,60), T-(49,49F,49G,49PT), TC-(49,49G), TS-(49,49F)	810803	**74-1058**
GASKET, DOOR — 26" x 27⅞", Black	TPP/TUC/TWT-44	810816	**74-1288**
GASKET, DOOR — 26¾" x 54¼", Black	GDM-(19,23,49), T-19, TPP/TUC/TNT-44	810719	**74-1290**
GASKET, DOOR — 25½" x 53", Black	T23, TS23, GDM-(19,23,49)	811125	**74-1341**
GASKET, DOOR — 26½" x 26½", Black	**Series:** TSSU, TWTF	932587	**74-1355**
GASKET, DOOR — 22½" x 25⅞", Black	**Series:** TSSU-48	932588	**74-1356**
GASKET, DOOR — 23¼" x 25⅜", Black	GDM-5	811131	**74-1465**
GASKET, DRAWER — 8" x 29½", Black	TRCB-50/79	810764	**74-1153**
GASKET, DRAWER — 12⅝" x 24½", Black	TPP-67D	810844	**74-1154**
GASKET, DRAWER — 12¾" x 25¹³⁄₁₆", Black	TUC27D	810815	**74-1289**
GASKET, DRAWER — 8¼" x 42⅝", Black	TRCB-52	810720	**74-1322**

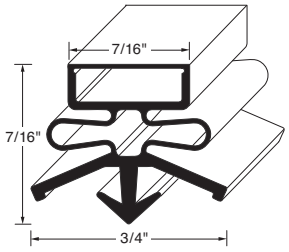

74-1059, 74-1060, 74-1061, 74-1062, 74-1106, 74-1153, 74-1154 , 74-1156, 74-1289, 74-1322, 74-1347, 74-1348, 74-1351, 74-1352, 74-1353

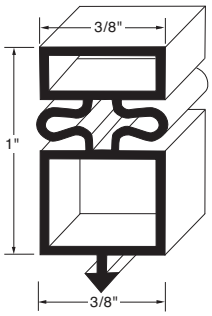

74-1055, 74-1056, 74-1057, 74-1152, 74-1155, 74-1157, 74-1161, 74-1233, 74-1234, 74-1340, 74-1349, 74-1350, 74-1354, 74-1058

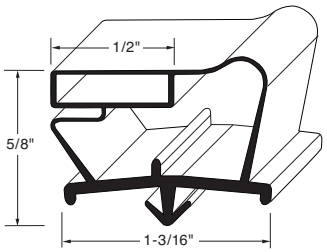

74-1288

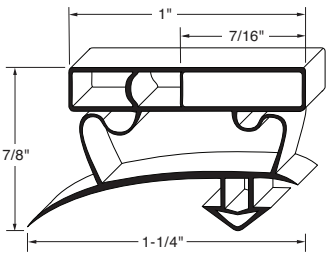

74-1290, 74-1341, 74-1355, 74-1356, 74-1465

REPLACEMENT PARTS — BY OEM

TRUE (CONT.)

Description	Use	OEM Number	Order Number
GASKET, DOOR JAMB — 52¼"	GDM-33, GDM-47	810226	**28-2337**
GASKET KIT, WIPER — 51½"	GDM-33, GDM-47	872553	**28-2342**
GRILL END	**Series:** GDM Units that have 5 Louvers	810344	**26-3354**
GROMMET, DRAIN ELBOW	All Models	810303	**28-1604**
HANDLE, DOOR — 12¼" OD	Sliding Door Models, GDM-47	884900	**22-1370**
HANDLE, LID — 2 11/16"" OD	T-24-GC, T-36-GC, TD-24-7M TD-50-18	830108	**22-1520**
HANDLE, LID — "TRUE", 5" OD	TPP-60D-2 115V, TPP44D-2 115V, TSSU 36-12MB, TSSU 48-18MB, TSSU Series, TSSU-27-8 115V, TSSU-48, TSSU-48-12 115V, TSSU-48-8-47, TWT Series	830100	**28-2340**
HANDLE KIT, DOOR	T Series, T-23-2, TBB-24-48, TBB-4, TRCB, TSSU 36-12MB, TSSU 48-18MB, TSSU Series, TWT Series, TWTF Series	955235	**28-2348**
HANDLE KIT, DOOR — 12"	GDM-7FR	879473	**28-2345**
HANDLE KIT, DOOR — 15", SS	T Series, T-23, T-23-2, T-23F, T-35, T-49, T-49F, TS23	875545	**26-5961**
HEATER, DEFROST — 115V/950W		801810	**34-2250**
HEATER, DRAIN TUBE — Evaporator	GDM-(12F,23F,26F,49F), T-(12F,12FG,23F,23F-2,23FG,24-GC, 35F,36-GC,49DT,49F,49F-4,49FG,50-GC), TS-(23F,49F), TUC-(27F,27FG,48F,60F), TWT-(27F,48F,60F)	801805	**34-1868**
HINGE — Quiet Cam	T-23-2, TSSU 36-12MB, TSSU 48-18MB, TSSU Series, TSSU-48, TSSU-48-8-47, TUC-48, TUC-60, TUC27F, TWT-48, TWT-60, TWTF Series	832136	**21-351**
HINGE — TL/BR	Where Applicable	870898	**26-3345**
HINGE — TR/BL	Where Applicable	870897	**26-3343**

28-2337

28-2342

26-3354

28-1604

22-1370

22-1520

28-2340

28-2348

28-2345

26-5961

34-2250

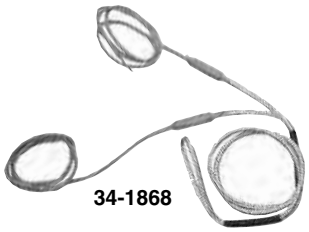
34-1868

21-351

26-3345

26-3343

REPLACEMENT PARTS — BY OEM

TRUE (CONT.)

Description	Use	OEM Number	Order Number
HINGE KIT — BTM/LH		870841	**26-5929**
HINGE KIT — BTM/RH		870842	**26-5930**
HINGE KIT — TLH	QA-48-18M-13, TSU 18; Where Applicable	870838	**26-3348**
HINGE KIT — TRH	TSSU-48, TWT48	870837	**26-3363**
HINGE KIT, DOOR — Top	T-23, T-23-2, T-23F, T-35, T-49, T-49F, TS23	870865	**26-5956**
HINGE KIT, DOOR — Top RH	TPP-60D-2 115V, TPP44D-2 115V, TWT Series, TWT-67F	870843	**26-5955**
KEY, DOOR	Where Applicable	831306	**26-3353**
LAMP — 125V, 25W	Where Applicable	801112	**38-1459**
LAMP HOLDER	Where Applicable	801359	**38-1545**
LAMP HOLDER	Where Applicable	801358	**38-1541**
LAMP HOLDER	T-23, TS23	801254	**38-1781**
LAMP HOLDER — w/53" Leads	T-23, TS23	801230	**38-1780**
LOCK, DOOR	T'S (Solid Door)	831357	**26-3344**
MOTOR, FAN — Evaporator, 115V	Where Applicable	800401	**68-1213**
MOTOR, FAN — 115V		800402	**68-1346**
PAN, DRAIN — 25¼" x 12⅜" x 1¾"	Where Applicable	810231	**28-1598**
PAN, DRAIN — 21¾" x 7" x 1⅝"	T Series, T-23, T-23-2, T-23F, TS23, TSSU 36-12MB, TSSU 48-18MB, TSSU Series, TSSU-48-8-47, TUC-48, TUC-60, TUC27F, TWT-48, TWT-60, TWTF Series	810230	**28-2338**

26-5929

26-5930

26-3348

26-3363

26-5956

26-5955

26-3353

38-1459

38-1545

38-1541

38-1781

38-1780

26-3344

68-1213

68-1346

28-1598

28-2338

REPLACEMENT PARTS — BY OEM

TRUE (CONT.)

Description	Use	OEM Number	Order Number
PIN, STOP — For Hinge	**Series:** GDM, T, TUC	832103	**26-3351**
PIN KIT, LID HINGE	TPP-60D-2 115V, TPP44D-2 115V, TSSU 36-12MB, TSSU 48-18MB, TSSU Series, TSSU-48-8-47	913390	**26-5964**
PLATE, MOUNTING — Leg or Caster	TPP-60D-2 115V, TPP44D-2 115V, TSSU 36-12MB, TSSU 48-18MB, TSSU Series, TSSU-27-8 115V, TSSU-48, TSSU-48-12 115V, TSSU-48-8-47, TUC-48, TUC-60, TUC-67D-2, TUC27F, TWT-48, TWT-60, TWT-67F, TWTF Series	830416	**26-5950**
PULLEY KIT, CORD	GDM-33, GDM-47	884605	**26-5963**
RELAY	GDM-33, GDM-47, GDM-7FR, T-35, T-49, TSSU Series, TWT Series, TWT-67F	800182	**44-1858**
ROLLER, DOOR	**Series:** GDM, TSID	872545	**26-2636**
SCREW, THUMB	TSSU 36-12MB, TSSU 48-18MB, TSSU Series, TSSU-48-8-47, TUC-48, TUC-60, TUC-67D-2, TUC27F, TWT Series, TWT-48, TWT-60, TWT-67F, TWTF Series	830517	**28-2341**
SHELF — 17" x 20⅞"	GDM-10F/12F	874020	**26-3346**
SHELF — 22⅜" x 17½", Epoxy	T-35F/G	874086	**26-3349**
SHELF — 22⅞" x 23¼", Epoxy	T-23G	871780	**26-4897**
SHELF — 22⅞" x 23⅝", Epoxy	GDM-23	871751	**26-3347**
SHELF — 24⅝" x 22½", Epoxy	GDM-49	874089	**26-3339**
SHELF — 24¼" x 22⅜", Zinc	T-49F & T-49F-4 for Freezers with Backguard (Not with Square Stand-off on Shelf), T-49PT, T-49RL	874087	**26-2655**
SHELF CLIP KIT — 4/Pk	GDM-7FR, T Series, T-23-2, T-35, T-49, TBB-24-48, TBB-4, TSSU 36-12MB, TSSU Series, TUC-48, TUC-60, TUC-67D-2, TUC27F, TWT Series, TWT-60, TWTF Series	920158	**26-5965**
SHELF KIT — 16" x 27½"	TSSU Series, TUC-60, TWT-60	871785	**26-5960**
SHELF KIT — 22½" x 24¼", White Epoxy	T-72/G	871782	**26-5959**
SHELF KIT — Left (White), 16" x 21⁹⁄₁₆"	TSSU 48-18MB, TSSU Series, TSSU-48, TSSU-48-12 115V, TSSU-48-8-47, TUC-48, TWT-48	871771	**26-5958**
SHELF KIT — Right (White), 16" x 21⁹⁄₁₆"	TSSU 48-18MB, TSSU Series, TSSU-48, TSSU-48-12 115V, TSSU-48-8-47, TUC-48, TWT-48	871764	**26-5957**

26-3351

26-5964

26-5950

26-5963

44-1858

26-2636

28-2341


26-3346, 26-3339, 26-3347, 26-3349, 26-4897

26-2655

26-5965

26-5960


26-5959


26-5958


26-5957

REPLACEMENT PARTS — BY OEM

TRUE (CONT.)

Description	Use	OEM Number	Order Number
SPRING KIT, DOOR — 52 3/8"	GDM / T-23, T-23F, T-35, T-49, T-49F, TS23	875587	**26-5962**
SUPPORT, SHELF		802299	**23-207**
SWITCH, DEFROST	GDM-(12F,23F,26F,35F,49F,72F), T-(12F,12FG,23F,23F-2, 23FG,35F,49F,49F-4,49FG,72F,72FG), TS-(23F,23F-2, 23FG,49F,49F-4,49FG,72F,72FG)	800316	**42-1645**
SWITCH, ROCKER — ON/OFF	GDM-7FR, T Series, T-23, T-23-2, T-23F, T-35, T-49, T-49F, TRUE, TS23	921088	**42-2115**
THERMOSTAT — -25° to -1°F	GDM-(12F,23F,26F,35F,49F,72F), T-(12F,12FG,23F,23F-2, 23FG,24-GC,35F,36-GC,49F,49F-4,49FG,50-GC,72F,72FG), TS-(23F,23F-2,23FG,49F,49F-4,49FG,72F,72FG), TUC-(27F,27FG,48F,60F),TWT-(27F,48F,60F)	800312	**46-1331**
THERMOSTAT — 14° to 40°F		800306	**46-1329**
THERMOSTAT — 14.5° to 35°F	TD-(36-12,50-18,65-24,95-38; **Series:** TM	963056	**46-1566****
THERMOSTAT — 19° to 40°F	GDM-(5,5-PT,7,7-LE,10,10-LE,10-PT,12,12-LE,15,19,23,23HL,23W, 26,26HL,33,33C,33C-PT,33C-PT-54,33-SL-60,33-SL-60LE, 33-SSL-54,35,37,37HL,41,41C,41C-PT,41C-PT-48,41SL,41SL-54, 41SL-60,45,45HC,47,47RL,49,49RL,60,61,69,69RL,72), GEM-(All without "FC" suffix: 12,23,47,69,72), T-(12,12G,23,23-1-G-1,23-2, 23G,23G-2,23G-2,24-TM,35,35G,49,49-2-G-2,49G,49G-4,52-TM, 72,72-3-G-3,72-6,72G,72G-6,74-TM), TS-(23,23-1-G-1,23-2,23G, 23G-2,49,49-2-G-2,49-4,49G,49-G-4,72,72-3-G-3,726,72G,72G-6)	800393* New 800306 Old	**46-1387**
THERMOSTAT — 18° to 40°F	GDM-33, GDM-47, T49; Where Applicable	831932	**46-1419**
THERMOSTAT — Cooler, 9° to 36.5°F	TSSU-27-8, TSSU 48, TSSU 60, TSSU 72	958745	**46-1386****

*New style is a Danfoss control, AllPoints also sells old style Ranco control (#**46-1329**).
**OEM changed part – photo is old style, new style looks slightly different.

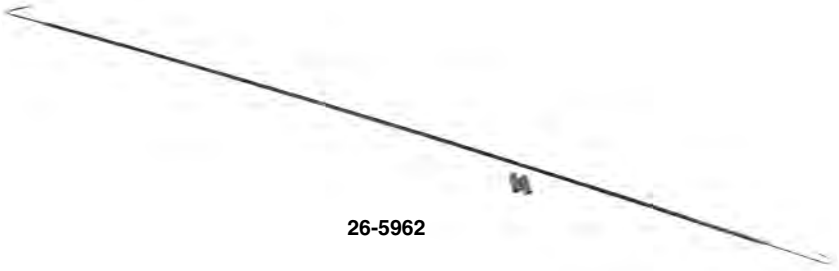
26-5962

23-207

42-1645

42-2115


46-1331

46-1329

46-1566

46-1387

46-1419

46-1386

REPLACEMENT PARTS — BY OEM

TRUE (CONT.)

Description	Use	OEM Number	Order Number
THERMOSTAT — -25° to 8°F	T24, T36	800345	**46-1420**
THERMOSTAT — 21.2° to 29.3°F	GDM47, TUC-67D-2	800368	**46-1610****
THERMOSTAT — 14.2° to 24.1°F	Where Applicable	960640	**46-1611**
TIMER, DEFROST — 120V	GDIM-26, T-(23F,23F-2,23FG), TS-23F; **Series:** GDM	831994	**42-1644**
TIMER, DEFROST — 120V	GDM-33, GDM-47, GDM-7FR, TUC27F, TWTF Series	831971	**42-2114**
TIMER, DEFROST — 120V		831993	**42-1800**
V-TRACK — 48"	GDM-47, GDM-47FC, GDM-47RL, GDM-57, GDM-69, GDM-69FC, GDM-69HL, GDM-69RL, GEM-47, GEM-47FC, GEM-69, GEM-69FC, TSD-47, TSD-47G, TSD-69, TSD-69G	861127	**26-5954**
WICKING KIT	GDM-33, GDM-47, T-35, T-49, T-49F, TPP-60D-2 115V, TPP44D-2 115V, TRCB, TSSU 48-18MB, TSSU Series, TSSU-48-8-47, TUC-48, TUC-60, TUC-67D-2, TUC27F, TWT Series, TWT-48, TWT-60, TWT-67F, TWTF Series	820799	**26-5949**
WICKING PADS — (5)	GDM-33, GDM-47, T Series, T-23, T-23-2, T-23F, T-24-GC, T-35, T-36-GC, T-49, T-49F, TBB-24-48, TBB-4, TPP-60D-2 115V, TPP44D-2 115V, TRCB, TS23, TSSU 36-12MB, TSSU 48-18MB, TSSU Series, TSSU-27-8 115V, TSSU-48-12 115V, TSSU-48-8-47, TUC-48, TUC-60, TUC-67D-2, TUC27F, TWT Series, TWT-48, TWT-60, TWT-67F, TWTF Series	874655	**28-2344**

**OEM changed part – photo is old style, new part looks slightly different.

46-1420

46-1610

46-1611

42-1644

42-2114

42-1800

26-5954



26-5949

28-2344

REPLACEMENT PARTS — BY OEM

TURBO AIR

Description	Use	OEM Number	Order Number
BLADE, FAN — Condenser, 10" Dia.	Where Applicable	30218A0100	**26-4160**
BLADE, FAN — Condenser, 9" Dia.	TSR23/49SD TSF72SD	30218B0100	**26-4161**
BLADE, FAN — Condenser, 8" Dia.	TBC	30218C0100	**26-4162**
BLADE, FAN — Evaporator/Condenser, 6½" Dia.	Where Applicable	30218F0200	**26-4163**
BLADE, FAN — Evaporator, 4½" Dia.	TST/TUF/TBC	3011802400	**26-4156**
BRACKET, CUTTING BOARD — Left	Where Applicable	M725200100	**26-4190**
BRACKET, CUTTING BOARD — Right	Where Applicable	M725200101	**26-4191**
BRACKET, SOCKET	TGF23/49F	30206R1050	**26-4159**
CAPACITOR — Run	Where Applicable	400EL15130	**38-1586**
CAPACITOR — Run	MSF23/MSR49	R7543-110	**38-1592**
CAPACITOR — Start	Where Applicable	401RD35050	**38-1587**
CAPACITOR — Start	MSF23/R49	R7543-100	**38-1591**
CONTROL BOARD	TGF-49F	30243R0200	**46-1637**
CONTROL BOARD	MDF	30243L0206	**46-1634**
CONTROL BOARD	TSR23/49/72SD	30243L0315	**46-1635**
CONTROL BOARD	TGF23F	30243R0100	**46-1636**
CONTROL BOARD	TB4/5R	BS1X154A	**46-1640**
CONTROL BOARD	TD4/5R	DS1X154A	**46-1641**
CONTROL BOARD	M3 Freezer	G8F5400101	**46-1642**
CONTROL BOARD	M3 Refrigerator	G8R5400101	**46-1643**

26-4160

26-4161

26-4162

26-4163

26-4156

26-4190

26-4191

26-4159

38-1586

38-1592

38-1587

38-1591

46-1637

46-1634

46-1635

46-1636

46-1640

46-1641

46-1642

46-1643

REPLACEMENT PARTS — BY OEM

TURBO AIR (CONT.)

Description	Use	OEM Number	Order Number
CONTROL BOARD	MSF23/49NM	R7103-251	**46-1646**
CONTROL BOARD	MSR23/49NM	R7103-261	**46-1647**
CONTROL BOARD	MSR	R7109-512	**46-1649**
CONTROL BOARD	MSF	R7109-506	**46-1648**
CLIP, SHELF	TGM35/48/50/69/72	30220A0600	**26-4164**
CLIP, SHELF	Where Applicable	30220L0900	**26-4165**
CLIP, SHELF	M3	P993200800	**26-4193**
CLIP, SHELF	All Maximum	R3313-151	**26-4196**
CONDENSATION LOOP	TST28/48 (CH)	CONLOOP2848	**26-4182**
CONDENSATION LOOP	TST60/72 (CH)	CONLOOP6072	**26-4183**
CONTACTOR — 110V/200-220V	Where Applicable	30281H0350	**44-1584**
EVAPORATOR COIL	TST-28SD12	M367000101	**26-4189**
EVAPORATOR COIL	TST-72SD30	M727000102	**26-4192**
EVAPORATOR COIL	TUR-60SD & TST-60SD	30270U0200	**26-4172**
EVAPORATOR COIL	MSR49NM	R2263-034	**26-4195**
EVAPORATOR COIL	MSR23NM/GSB-23SR	R8613-353	**26-4197**
EVAPORATOR COIL	TBC50/65SD	30270B0210	**26-6038**

46-1646

46-1647


46-1649

46-1648

26-4164

26-4165

26-4193

26-4196

26-4182

26-4183

44-1584


26-4189


26-4192


26-4172


26-4195

26-4197

26-6038

REPLACEMENT PARTS — BY OEM

TURBO AIR (CONT.)

Description	Use	OEM Number	Order Number
EVAPORATOR COIL	R24/R24-2	G2R4400101	**26-4185**
EVAPORATOR COIL	R47/R47-4	G5R4400101	**26-4186**
EVAPORATOR COIL — Copper	TST/TUR28SD	30270M1011	**26-4169**
EVAPORATOR COIL — Copper	TST/TUR48SD	30270M1111	**26-4170**
EVAPORATOR COIL — Copper	TST/TUR72SD	30270T0100	**26-4171**
FUSE, THERMAL	SD (ALL)	30272L0400	**38-1582**
FUSE, THERMAL	MSF/GSB(F)/GST(F)	R7383-010	**38-1590**
FUSE, THERMAL	M3	G8F5300600	**38-1589**
GASKET, DOOR — 26" x 26½", Black	TUR/TST/TUF28	M272300100	**74-1239**
GASKET, DOOR — 26½" x 28", Black	TUR60/TST60	30223U0200	**74-1241**
GASKET, DOOR — 25" x 53", Black	All Maximum	R3903-354	**74-1242**
GASKET, DOOR — 22" x 25", Black	All GST	R3903-570	**74-1243**
GASKET, DOOR — 25½" x 53½", Black	TSR/F SD (New Style)	30223L0212	**74-1237**
GASKET, DOOR — 22" x 26½", Black	TUR/TST/TUF48/TST72	M722300100	**74-1238**
GASKET, DOOR — 24½" x 27", Black	TPR67SD	Z673101000	**74-1240**
GASKET, DOOR — 27" x 62", Black	M3R24/F24	P2R3300200	**74-1399**
GASKET, DOOR — 24" x 62", Black	M3R47-2/72-3	P8F3300200	**74-1400**
HANDLE, DOOR	TGM35/48/69	30226A0101	**26-4166**
HANDLE, DOOR	UPRIGHT SD	30226L0101	**26-4167**


26-4185


26-4186

26-4169


26-4170


26-4171

38-1582

38-1590

38-1589

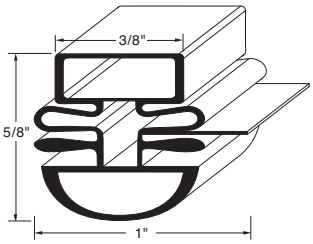

74-1239, 74-1241, 74-1242, 74-1243

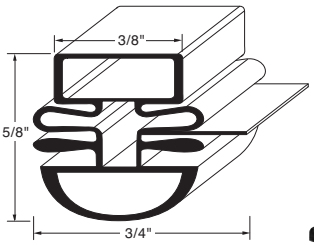

74-1237, 74-1238, 74-1240, 74-1399, 74-1400

26-4166

26-4167

REPLACEMENT PARTS — BY OEM

TURBO AIR (CONT.)

Description	Use	OEM Number	Order Number
KEYS — Pair	MSR/F, GST, TSR/F	3000000000	**26-4155**
KEYS — Pair	M3	P998200100	**26-4194**
KEYS — Pair		CTRKEY	**26-6125**
KEYS — Pair		350000000	**26-6126**
LAMP SHIELD, CAP	TGF23/49F	30214R0100	**28-1780**
LAMP SHIELD, DOOR LIGHT COVER	TGF23/49F	30242R1100	**28-1781**
MOTOR, FAN — Condenser, 115V	Where Applicable	3963220410	**68-1330**
MOTOR, FAN — Evaporator, 115V	All SD/TGM69	3963328120	**68-1331**
MOTOR, FAN — Evaporator, 115V	TUF/TUR/TST/TBC	3963339900	**68-1332**
RELAY, POWER	MSF49/G2/GST49DF	R7253-080	**44-1592**
ROLLER, DOOR	TGM69	30247K0200	**26-4168**
ROLLER, DOOR — Short	TGM35/48	30206D0300	**26-4158**
ROLLER, DOOR — Tall	TGM35/48	30206A1400	**26-4157**
SENSOR	MSR23/49NM/G1/G2, GW	R7213-091	**44-1589**
SENSOR — Defrost	MSF23/49NM/GW; White	R7213-101	**44-1590**
SENSOR — Defrost	TUF28/48	3018121300	**44-1887**
SENSOR — Blue/White	TSR23/49/72SD	30227Q1300	**44-1583**
SENSOR — Cabinet Temperature	MSF23/49NM/GW	R7213-081	**44-1588**
SENSOR — Freeze/Defrost	TSF23/49/72SD	30227Q1200	**44-1582**
SENSOR DISPLAY	MSR23/49NM/G1/G2	R7213-111	**44-1591**

26-4155

26-4194

26-6125

26-6126

28-1780

28-1781

68-1330

68-1331

68-1332

44-1592

26-4168

26-4158

26-4157

44-1589

44-1590

44-1887


44-1583

44-1588


44-1582

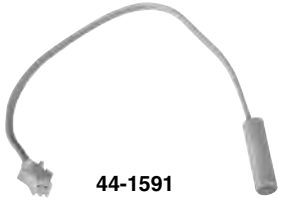
44-1591

REPLACEMENT PARTS — BY OEM

TURBO AIR (CONT.)

Description	Use	OEM Number	Order Number
SHELF — 17" x 20¼", White	TGM14RV	30278F0300	**26-4175**
SHELF — 17¼" x 23½", S/S	TSR/F-35SD	T3F1800100	**26-4206**
SHELF — 18" x 23", White	TGM35	30278A0207	**26-4173**
SHELF — 22" x 23½", S/S	TSR/F23SD	30278Q0100	**26-4180**
SHELF — 22" x 23½", White	TSR/F23D	30278L0100	**26-4178**
SHELF — 23½" x 24½", White	TSR/F49D	30278L0200	**26-4179**
SHELF — 23½" x 24½", S/S	TSR49/72SD	30278Q0200	**26-4181**
SHELF — 23" x 23½", White	TGM69/72	30278K0101	**26-4177**
SHELF — 23" x 23½", Gray	M3R47	G8F1800101	**26-4187**
SHELF — 23" x 25", White	TGM48/50	30278D0107	**26-4174**
SHELF — 24" x 23½", Gray	M3R24	G2F0800100	**26-4184**
SHELF — 25¼" x 23½", Gray	M3R72	G8F1800201	**26-4188**
SOCKET — No Spring	TGF23/TGF49	30230R1100	**38-1581**
SOCKET — Spring Loaded	TGF23/TGF49	30230R1000	**38-1580**
SOCKET CAP AND HARNESS LEAD	TOM/TB/TD	ZK-SOCKETLEAD	**38-1593**


26-4175


26-4206

26-4173

26-4180

26-4178


26-4179


26-4181

26-4177

26-4187

26-4174


26-4184


26-4188

38-1581

38-1580

38-1593

REPLACEMENT PARTS — BY OEM

TURBO AIR (CONT.)

Description	Use	OEM Number	Order Number
SOCKET HARNESS — For 36" Bulb	TGM-11RV/TBB	30227G2301	**38-1579**
SOCKET HARNESS — 36" Bulb	TGM-14RV	30279F8502	**38-1584**
SOCKET HARNESS — 36" Bulb	TGM-22RV	30279H0141	**38-1585**
SOCKET, LIGHT — 48" Light Bulb		30279D0121	**38-1583**
SWITCH, DOOR	SP201R, SD	R7203-020	**42-1834**
SWITCH, POWER		30281Q0100	**42-1833**
THERMOSTAT	TGM-69/72RS	30283K0110	**46-1638**
THERMOSTAT	TGM35/48/50	30283M0710	**46-1639**
THERMOSTAT	TBC	GNA-240L-4	**46-1644**
THERMOSTAT		GNA-242L	**46-1645**
THERMOSTAT		R7232-030	**46-1650**
THERMOSTAT		30283D0700	**46-1833**
TRANSFORMER — 120V to 12V		30284L0200	**44-1587**
TRANSFORMER — 115V to 24/12V		30284L0100	**44-1586**

38-1579

38-1584

38-1585

38-1583

42-1834

42-1833

46-1638

46-1639

46-1644

46-1645

46-1650

46-1833

44-1587

44-1586

REPLACEMENT PARTS — BY OEM

VICTORY

Description	Use	OEM Number	Order Number
BEARING, BALL		50279901	**26-3232**
BLADE, FAN — 6" CCW	Where Applicable	50598001	**28-1641**
BLADE, FAN — Evaporator, 5" Dia., CCW	UR27SALBK, UR27SALLS, UR27SSTBK	50602603	**28-1300**
BLADE, FAN — 5" Dia., 5 Blades, White	UF-27, UF-48, UR-27, UR-27-SALA, UR-48, UR-48-10A, UR-48-12A, UR-48-8A	50602602	**28-1738**
CAPILLARY TUBING — .036" x 10 Ft.	RUFS-1D-S7, RURS-1D-S7, UF-27, UF-48	50198901	**26-6071**
CAPILLARY TUBING — .049" x 10 Ft.	ACRS-ID-S-STS, UR-27, UR-48, UR-48-10A, UR-48-12A, UR-48-8A, VUR-5-24BT, VUR60-12, VUR60-16, VUR60-SBS, VUR60-SST, VUR72-12, VUR72-18	50199101	**26-6070**
CASTER — 3"		50648302	**26-3233**
CASTER, SWIVEL — w/Brake, 3"	UF-27, UF-48, UR-27, UR-27-SALA, UR-48, UR-48-10A, UR-48-12A, UR-48-8A, VPT-119, VPT-46, VPT-65, VPT-88	50648301	**26-6072**
CASTER, THREADED STEM — 2" Wheel		50648306	**26-2412**
CATCH, BALL		50690601	**26-2119**
CLIP, SHELF		50023901	**26-6068**
CLIP, SHELF		50021101	**23-202**
CLIP, SHELF — S/S	AR2640AS	50022601	**26-1878**
CLIP, SHELF — Zinc	Where Applicable	50022501	**26-1877**
CORNER TRIM	Where Applicable	99148002	**28-1664**
FAN, AXIAL — 115V	Where Applicable	50870101	**68-1158**
FAN ASSEMBLY — 115V, 60HZ, 9W	VUR5, VUR6	52083401	**68-1519**
FASTENER, DART	Where Applicable	99148003	**26-3229**

26-3232

28-1641

28-1300

28-1738

26-6071

26-6070

26-3233

26-6072

26-2412

26-2119

26-6068

23-202

26-1877, 26-1878

28-1664

68-1158


68-1519

26-3229

REPLACEMENT PARTS — BY OEM

VICTORY (CONT.)

Description	Use	OEM Number	Order Number
GASKET, DOOR — 28¾" x 2¼", Gray, Wiper		50834201	**74-1129**
GASKET, DOOR — 23¾" x 28¼", Black		50876403	**74-1418**
GASKET, DOOR — 23" x 57¾" OD		50907001	**74-1466**
GASKET, DOOR — 24" x 26½", Gray	Where Applicable	50751801	**74-1179**
GASKET, DOOR — 25¼" x 28", Gray	UF-27, UR27SALBK, UR27SALLS, UR27SST, UR27SSTBK	50630601	**74-1070**
GASKET, DOOR — 23⅛" x 27⅞", Gray	VRF	50879502	**74-1149**
GASKET, DOOR — 23⅛" x 57½", Gray	VF, VR	50879501	**74-1150**
GASKET, DOOR — 22¾" x 25", Gray	Where Applicable	50866901	**74-1159**
GASKET, DOOR — 13½" x 25¼", Gray	UR27	50630603	**74-1173**
GASKET, DOOR — 23⅛" x 27¾", Gray	**Series:** V	50827802	**74-1178**
GASKET, DOOR — 20⅞" x 22¾", Gray	Where Applicable	50867001	**74-1186**
GASKET, DOOR — 22" x 28", Gray	Where Applicable	50630602	**74-1188**
GASKET, DOOR — 20½" x 21½", Gray	VUR/VUF 48&72	50881501	**74-1419**
GASKET, DOOR — 21½" x 24½", Gray	VUR/VUF 27&60	50881401	**74-1422**
GASKET, DOOR — 21" x 24⅝", Black		50753901	**74-1291**
GASKET, DOOR — 23⅝" x 28⅝", Gray	AF22S6HD, RA-2D-S7	50596901	**74-1063**
GASKET, DOOR — 23½" x 58", Gray	AR-47-55, RAID7PT, RS-ID-S6, RS-3D-S7	50596902	**74-1064**
GASKET, DOOR — 24½" x 62¼", Gray		N/A	**74-1065**
GASKET, DOOR — 25" x 28¼", Gray	Where Applicable	50600804	**74-1066**
GASKET, DOOR — 25⅛" x 30⅜", Blue	SR47 (Half Door)	50356301	**74-1067**
GASKET, DOOR — 25¼" x 58", Gray	Where Applicable	50600803	**74-1068**
GASKET, DOOR — 25" x 62¼", Gray	AR-22, SR-22 (Single Door), SR47 (Full Door), RS3DR2	50356401	**74-1069**
GASKET, DOOR — 24½" x 62", Gray	Where Applicable	50582902	**74-1175**
GASKET, DOOR — 30⅜" x 68", Gray		50359405	**74-1416**
GASKET, DOOR — 35½" x 77¼", Gray	Where Applicable	84563101	**74-1182**
GASKET, DOOR — 22¾" x 58⅜", Gray	Where Applicable	50615801	**74-1151**
GASKET, DOOR — 23¾" x 28¼", Gray	Where Applicable	50615802	**74-1180**

74-1129

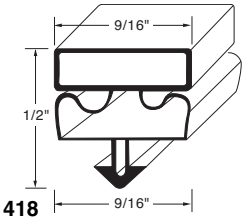

74-1418

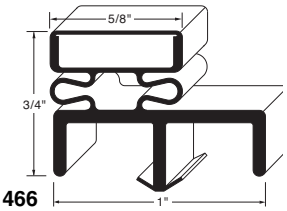

74-1466

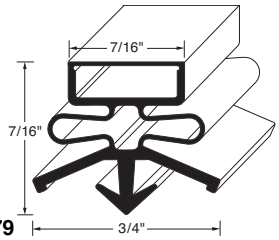

74-1179

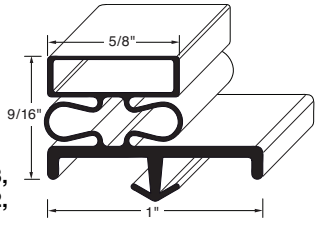

74-1070, 74-1149, 74-1150, 74-1159, 74-1173, 74-1178, 74-1186, 74-1188, 74-1419, 74-1422,

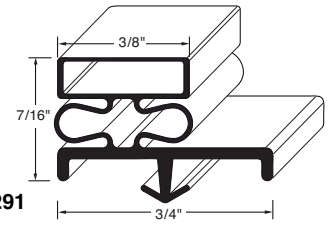

74-1291

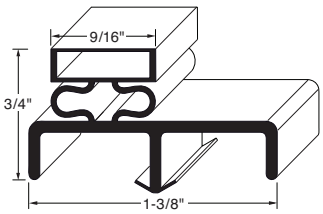

74-1063, 74-1064, 74-1065, 74-1066, 74-1067, 74-1068, 74-1069, 74-1175, 74-1416

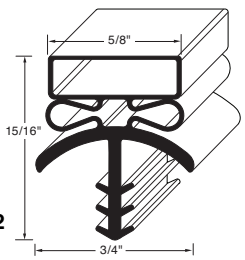

74-1182

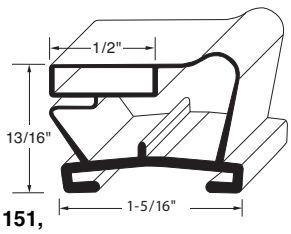

74-1151, 74-1180

REPLACEMENT PARTS — BY OEM

VICTORY (CONT.)

Description	Use	OEM Number	Order Number
GASKET, DOOR — 25⅛" x 25¾", Gray		50384302	**74-1417**
GASKET, DOOR — 30⅜" x 68", Gray	**Series:** 6, 7	50316402	**74-1420**
GASKET, DOOR — 26¼" x 62½", Gray	Where Applicable	50245501	**74-1185**
GASKET, LID — 15¾" x 25¼", Black	UR27SALBK, UR27SALLS	50690201	**74-1170**
GASKET, LID — 23⅝" x 58¼", Gray	**Series:** 6, 7	50601506	**74-1421**
GUARD, EVAPORATOR FAN	UR27SALBK, UR27SALLS, UR27SSTBK	50625701	**28-1669**
HEATER, DEFROST — 115V	**Series:** V	50596301	**34-1846**
HEATER, DEFROST — 115V	Where Applicable	50620501	**34-1847**
HEATER, DEFROST — 115V	Where Applicable	50598901	**34-1936**
HEATER, DEFROST — 115V	UF27, UF48	50631501	**34-1843**
HINGE		50367901	**26-3003**
HINGE — Top	Where Applicable	50354301	**26-3228**
HINGE — TLH	Where Applicable	50354101	**26-3225**
HINGE, DOOR — Cam Lift	PT-40,64,88; **Series:** 6 & 7, UR-3,4,5, V, VPT	10685101	**26-1583**
HINGE, DOOR — Edgemount	UR27SALBK, UR27SALLS	50688301	**26-1573**
HINGE, LOWER	UR27SALBK, UR27SALLS, UR27SSTBK	99147301	**26-3260**
HINGE, UPPER	UR27SALBK, UR27SALLS, UR27SSTBK	99147201	**26-3249**
LATCH — w/Strike		50058601	**22-1099**

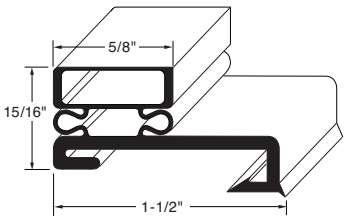

74-1417, 74-1420, 74-1421

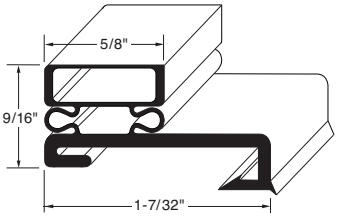

74-1185

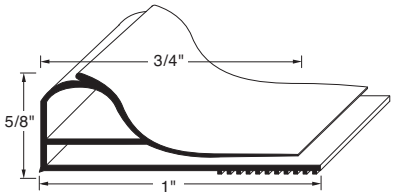

74-1170

28-1669

34-1846

34-1847

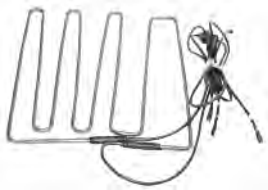
34-1936


34-1843

26-3003

26-3228

26-3225

26-1583

26-1573

26-3260

26-3249

22-1099

REPLACEMENT PARTS — BY OEM

VICTORY (CONT.)

Description	Use	OEM Number	Order Number
LEG — 6"	PT-40, PT-64, PT-88; **Series:** 6, 7; UF-27, UF-48, UR-27, UR-27-SALA, UR-3, UR-4, UR-48, UR-48-10A, UR-48-12A, UR-48-8A, UR-5, V-SERIES, VUR-4-18BT, VUR-5-24BT, VUR3-BT, VUR4-12BT, VUR4-18BT, VUR5-18BT, VUR5-24BT, VUR6-18BT, VUR6-24BT, VUR6-30BT, VUR60-12, VUR60-16, VUR60-SBS, VUR60-SST, VUR72-12, VUR72-18	50671801	**26-6073**
LENS, LIGHT COVER		50110001	**28-1639**
LIGHT, SIGNAL — Red	Where Applicable	50102401	**38-1010**
LOCK AND KEY		50597107	**26-3227**
MOTOR, FAN — Evaporator, 120V	UR27SALBK, UR27SALLS, UR27SSTBK	50639801	**68-1174**
PROBE, DIGITAL THERMOMETER		50707213	**44-1434**
RECEPTACLE	**Freezer Series:** V	50606001	**38-1529**
RETAINER, GASKET — Side, 27½" Long	UF-27, UF-48, UR-27, UR-27-SALA, UR-48, UR-48-10A, UR-48-12A, UR-48-8A	50635201	**74-1423**
RETAINER, GASKET — Top/Bottom, 24 15/16" Long	UF-27, UR-27, UR-27-SALA	50635202	**74-1424**
SHELF — 18½" x 23⅜", Gray	UF-27, UR-27	50631602	**26-6069**
SHELF — 21½" x 25"		50597701	**26-2643**
SHELF — 21⅝" x 25⅛", Gray Epoxy	Where Applicable	50597706	**26-3231**
SHELF — 23⅜" x 25¼", White Epoxy	Where Applicable	50597806	**26-2652**
SHELF — 23½" x 25"		50597802	**26-2653**
SHELF — 24¾" x 25⅞", Gray Epoxy	Where Applicable	50548204	**26-3226**
SHELF — 25" x 25"		50597902	**26-2660**
SPRING CARTRIDGE KIT	For **26-1573** Hinge		**26-1574**

26-6073

28-1639

38-1010

26-3227

68-1174

44-1434

38-1529

74-1423

74-1424

26-6069

26-2643


26-2652, 26-3226, 26-3231


26-2653


26-2660

26-1574

REPLACEMENT PARTS — BY OEM

VICTORY (CONT.)

Description	Use	OEM Number	Order Number
SWITCH, FAN		50357501	**42-1410**
THERMOMETER — -40° to 65° F, U-Clamp		50683201	**62-1042**
THERMOMETER — -40° to 65°F, U-Clamp	**Series:** V	50827401	**62-1132**
THERMOMETER, DIGITAL	Where Applicable	99156013	**62-1139**
THERMOMETER, DIGITAL — -40° to 230°F	Where Applicable	50885602	**62-1138**
THERMOSTAT — 32° to 61°F	Alarm Control for Refrigeration Units	50373001	**46-1501**
THERMOSTAT — 14° to 61.5°F	UR27SALBK, UR27SALLS, UR27SSTBK	50186301	**46-1515**
THERMOSTAT — 0° to 55°F		50870202	**46-1421**
THERMOSTAT — -21° to 10°F		50616101	**46-1560**
THERMOSTAT — 0° to 55°F		50181402	**46-1432**
THERMOSTAT — Freezer	RUFS-1D-S7, RURS-1D-S7; **Series:** FAA	50317501	**46-1881**
THERMOSTAT — Refrigerator	UF-27, UR-27, UR-48; **Series:** V	50616201	**46-1882**
THERMOSTAT, DEFROST — No Plug	RUFS-10-S7, RURS-10-S7; **Series:** V	50599501	**46-1461**
THERMOSTAT, DEFROST HEATER	RUFS-10-S7, RURS-10-S7; **Series:** V	50599401	**46-1456**
TIMER, DEFROST — 115V	UF27; Where Applicable	50637601	**42-1614**
TIMER, DEFROST — 120V	VF-2	50197302	**42-1800**
WIPER SEAL — 28¾" x 2¼"	Where Applicable	50834201	**74-1129**

42-1410

62-1042

62-1132

62-1139

62-1138

46-1501

46-1515

46-1421

46-1560

46-1432

46-1881

46-1882

46-1461

46-1456

42-1614

42-1800

74-1129

VOLLRATH (See Kolpak)

OEM CROSS REFERENCE

A-1 Compressor

OEM #	AllPoints #	Page(s)
2DA30500TFC 2	**88-1535**	32
2DA30500TFD	**88-1536**	32
2DA30600TFC	**88-1537**	33
2DA30600TFD	**88-1540**	33
2DA3060ETFC	**88-1539**	30
2DA3-060E-TFC-800	**88-1537**	33
2DA3060ETFD	**88-1540**	33
2DA30750TFC	**88-1541**	33
2DA30750TFD	**88-1544**	33
2DA3075ETFC	**88-1543**	30
2DA3-075E-TFC-800	**88-1541**	33
2DA3075ETFD	**88-1544**	33
2DA3-F-23KETFC	**88-1537**	33
2DA3F23KE-TFC	**88-1537**	33
2DA3-F-23KETFD	**88-1540**	33
2DA3F23KL-TFC	**88-1539**	30
2DA3-F-23KOTFC	**88-1537**	33
2DA3-F-23KOTFD	**88-1540**	33
2DA3-R-58KETEC	**88-1535**	32
2DA3-R-58KETFD	**88-1536**	32
2DA3-R-58KOTEC	**88-1535**	32
2DA3-R-58KOTFD	**88-1536**	32
2DA3-R-89KETFC	**88-1541**	33
2DA3R89KE-TFC	**88-1541**	33
2DA3-R-89KETFD	**88-1544**	33
2DA3R89KL-TFC	**88-1543**	30
2DA3-R-89KOTFC	**88-1541**	33
2DA3-R-89KOTFD	**88-1544**	33
2DB30500TFC	**88-1545**	32
2DB30600TFC	**88-1546**	33
2DB30600TFD	**88-1547**	33
2DB3060ETFC	**88-1546**	33
2DB3060ETFD	**88-1547**	33
2DB3-F-25KETFC	**88-1546**	33
2DB3-F-25KETFD	**88-1547**	33
2DB3-F-25KOTFC	**88-1546**	33
2DB3-F-25KOTFD	**88-1547**	33
2DB3-R-61KETFD	**88-1545**	32
2DB3-R-61KLTFD	**88-1545**	32
2DB3-R-61KOTFD	**88-1545**	32
2DC30500CFB	**88-1550**	32
2DC30500TFC	**88-1551**	32
2DC30500TFD	**88-1552**	32
2DC3-R-61KECFB	**88-1550**	32
2DC3-R-61KETFC	**88-1551**	32
2DC3-R-61KETFD	**88-1552**	32
2DC3-R-61KOCFB	**88-1550**	32
2DC3-R-61KOTFC	**88-1551**	32
2DC3-R-61KOTFD	**88-1552**	32
2DD30500TFC	**88-1553**	32
2DD30500TFD	**88-1554**	32
2DD3-R-63KETFC	**88-1553**	32
2DD3-R-63KETFD	**88-1554**	32
2DD3-R-63KOTFC	**88-1553**	32
2DD3-R-63KOTFD	**88-1554**	32
2DF30300TFC	**88-1555**	32
2DF30300TFD	**88-1556**	32
2DF3030ETFC	**88-1555**	32
2DF3-F-16KETFC	**88-1555**	32
2DF3-F-16KETFD	**88-1556**	32
2DF3-F-16KOTFC	**88-1555**	32
2DF3-F-16KOTFD	**88-1556**	32
2DL30400TFC	**88-1559**	32
2DL3040ETFC	**88-1559**	32
2DL3040ETFD	**88-1561**	33
2DL30750TFC	**88-1562**	33
2DL30750TFD	**88-1565**	34
2DL3075ETFC	**88-1562**	33
2DL3075ETFD	**88-1565**	34
2DL3-F-20KETFC	**88-1559**	32
2DL3-F-20KETFD	**88-1561**	33
2DL3-F-20KOTFC	**88-1559**	32
2DL3-F-20KOTFD	**88-1561**	33
2DL3-R-78KETFC	**88-1562**	33
2DL3-R-78KETFD	**88-1565**	34
2DL3-R-78KOTFC	**88-1562**	33
2DL3-R-78KOTFD	**88-1565**	34
3DA30500TFC	**88-1566**	32
3DA30600TFC	**88-1567**	33
3DA3060ETFC	**88-1568**	30
3DA3060ETFD	**88-1569**	33
3DA30750TFC	**88-1570**	34
3DA30750TFD	**88-1571**	34
3DA3075ETFC	**88-1572**	30
3DA3075ETFD	**88-1573**	30
3DA3A060E-TFC-800	**88-1567**	33
3DA3A075E-TFC-800	**88-1570**	34
3DA3A075E-TFD-800	**88-1571**	34
3DA3-F-18KETFC	**88-1566**	32
3DA3-F-18KOTFC	**88-1566**	32
3DA3-F-28KETFC	**88-1567**	33
3DA3-F-28KETFD	**88-1569**	33
3DA3F28KL-TFC	**88-1568**	30
3DA3-F-28KOTFC	**88-1567**	33
3DA3-F-28KOTFD	**88-1569**	33
3DA3-R-10METFC	**88-1570**	34
3DA3-R-10METFD	**88-1573**	30
3DA3R10ML-TFC	**88-1572**	30
3DA3-R-10MOTFC	**88-1570**	34
3DA3-R-10MOTFD	**88-1571**	34
3DADR10ML-TFD	**88-1571**	34
3DAE-R-10METFC	**88-1570**	34
3DAE-R-10MOTFC	**88-1570**	34
3DB30500TFD	**88-1574**	33
3DB30750TFC	**88-1575**	34
3DB30750TFD	**88-1576**	34
3DB3075ETFC	**88-1577**	30
3DB3075ETFD	**88-1578**	30
3DB31000TFC	**88-1579**	35
3DB3100ETFD	**88-1516**	35
3DB3100LTFD	**88-1516**	35
3DB3100OTFD	**88-1516**	35
3DB3A075E-TFC-800	**88-1575**	34
3DB3A075E-TFD-800	**88-1576**	34
3DB3A100E-TFC-800	**88-1579**	35
3DB3A100E-TFD-800	**88-1516**	35
3DB3-F-27KETFD	**88-1574**	33
3DB3-F-27KOTFD	**88-1574**	33
3DB3-F-33KETFC	**88-1575**	34
3DB3-F-33KETFD	**88-1576**	34
3DB3F33KL-TFC	**88-1577**	30
3DB3F33KL-TFD	**88-1578**	30
3DB3-F-33KOTFC	**88-1575**	34
3DB3-F-33KOTFD	**88-1576**	34
3DB3-R-12ME TFD	**88-1516**	35
3DB3-R-12METFC	**88-1579**	35
3DB3-R-12METFD	**88-1516**	35
3DB3-R-12ML TFD	**88-1516**	35
3DB3R12ML-TFC	**88-1579**	35
3DB3R12ML-TFD	**88-1516**	35
3DB3-R-12MO TFD	**88-1516**	35
3DB3-R-12MOTFC	**88-1579**	35
3DB3-R-12MOTFD	**88-1516**	35
3DB8075ETFD	**88-1576**	34
3DE30750TFC	**88-1581**	34
3DE30750TFD	**88-1582**	34
3DE3-R-10METFC	**88-1581**	34
3DE3-R-10METFD	**88-1582**	34
3DE3-R-10MOTFC	**88-1581**	34
3DE3-R-10MOTFD	**88-1582**	34
3DF30750TFC	**88-1583**	34
3DF30750TFD	**88-1584**	34
3DF30900TFC	**88-1585**	34
3DF30900TFD	**88-1586**	34
3DF3090ETFC	**88-1587**	30
3DF3090ETFD	**88-1588**	30
3DF31200TFC	**88-1589**	36
3DF31200TFD	**88-1590**	36
3DF3120ETFD	**88-1590**	36
3DF3A090E-TFC-800	**88-1585**	34
3DF3A090E-TFD-800	**88-1586**	34
3DF3A120E-TFC-800	**88-1589**	36
3DF3-F-26KETFC	**88-1583**	34
3DF3-F-26KETFD	**88-1584**	34
3DF3-F-26KOTFC	**88-1583**	34
3DF3-F-26KOTFD	**88-1584**	34
3DF3-F-40KETFC	**88-1585**	34
3DF3-F-40KETFD	**88-1586**	34
3DF3F40KL-TFC	**88-1587**	30
3DF3F40KL-TFD	**88-1588**	30
3DF3-F-40KOTFC	**88-1585**	34
3DF3-F-40KOTFD	**88-1586**	34
3DF3-R-15METFC	**88-1589**	36
3DF3-R-15METFD	**88-1590**	36
3DF3R15ML-TFC	**88-1589**	36
3DF3-R-15MOTFC	**88-1589**	36
3DF3-R-15MOTFD	**88-1590**	36
3DK31200TFC	**88-1592**	36
3DK31200TFD	**88-1593**	36
3DK4-S-11METFC	**88-1592**	36

A-1 Compressor (Cont.)

OEM #	AllPoints #	Page(s)
3DK4-S-11METFD	**88-1593**	36
3DK4-S-11MOTFC	**88-1592**	36
3DK4-S-11MOTFD	**88-1593**	36
3DP31000TFC	**88-1594**	35
3DP31000TFD	**88-1595**	35
3DP3-R-12METFC	**88-1594**	35
3DP3-R-12METFD	**88-1595**	35
3DP3-R-12MOTFC	**88-1594**	35
3DP3-R-12MOTFD	**88-1595**	35
3DS30750TFC	**88-1596**	34
3DS30750TFD	**88-1597**	35
3DS31000TFD	**88-1598**	35
3DS3100ETFC	**88-1519**	35
3DS3100ETFD	**88-1599**	30
3DS3100LTFC	**88-1519**	35
3DS3100OTFC	**88-1519**	35
3DS31500TFD	**88-1600**	35
3DS3150ETFC	**88-1515**	35
3DS3150ETFD	**88-1602**	30
3DS3150LTFC	**88-1515**	35
3DS3150OTFC	**88-1515**	35
3DS3A100E-TFC-800	**88-1519**	35
3DS3A100E-TFD-800	**88-1598**	35
3DS3A150E-TFC-800	**88-1515**	35
3DS3A150ETFD	**88-1602**	30
3DS3A150E-TFD-800	**88-1602**	30
3DS3-F-30KETFC	**88-1596**	34
3DS3-F-30KETFD	**88-1597**	35
3DS3-F-30KOTFC	**88-1596**	34
3DS3-F-30KOTFD	**88-1597**	35
3DS3-F-46KE TFC	**88-1519**	35
3DS3-F-46KETFD	**88-1598**	35
3DS3-F-46KL TFC	**88-1519**	35
3DS3F46KL-TFC	**88-1519**	35
3DS3F46KL-TFD	**88-1599**	30
3DS3-F-46KO TFC	**88-1519**	35
3DS3-F-46KOTFD	**88-1598**	35
3DS3-R-17METFC	**88-1515**	35
3DS3-R-17METFD	**88-1602**	30
3DS3-R-17ML TFC	**88-1515**	35
3DS3R17ML-TFC	**88-1515**	35
3DS3R17ML-TFD	**88-1600**	35
3DS3-R-17MO TFC	**88-1515**	35
3DS3-R-17MOTFC	**88-1515**	35
3DS3-R-17MOTFD	**88-1600**	35
3DSH-R-17ME TFC	**88-1515**	35
3DSH-R-17METFD	**88-1602**	30
3DT31500TFD	**88-1603**	33
3DT3150LTFC	**88-1517**	36
3DT3150OTFC	**88-1517**	36
3DT3A150E-TFD-800	**88-1603**	33
3DT3-R-17METFC	**88-1517**	36
3DT3R17ML-TFD	**88-1603**	33
3DT3-R-17MOTFC	**88-1517**	36
3DTS-R-17METFD	**88-1603**	33
3DTS-R-17MOTFD	**88-1603**	33
3ST3-R-17ML TFC	**88-1517**	36
3ST3-R-17MO TFC	**88-1517**	36
4DA1100ETSK	**88-1604**	35
4DA31000TSK	**88-1605**	35
4DA31010TSK	**88-1606**	35
4DA3101ETSK	**88-1606**	35
4DA3200ETSK	**88-1608**	36
4DA3A100E-TSK-800	**88-1605**	35
4DA3-F-47KETSK	**88-1606**	35
4DA3-F-47KOTSK	**88-1606**	35
4DA3-R-12METSK	**88-1604**	35
4DA3R12ML-TSK	**88-1605**	35
4DA3-R-12MOTSK	**88-1605**	35
4DA3-R-12MOTSK	**88-1604**	35
4DB3-2200-TSK	**88-1608**	36
4DC32200TSK	**88-1609**	36
4DC3-R-20MOTSK	**88-1609**	36
4DC3-R-20MOTSK	**88-1609**	36
4DE32000TSK	**88-1610**	36
4DE3200ETSK	**88-1611**	36
4DE3A200E-TSK-800	**88-1611**	36
4DE3-R-18METSK	**88-1611**	36
4DE3-R-18METSK	**88-1608**	36
4DE3R18ME-TSK	**88-1611**	36
4DE3-R-18MOTSK	**88-1610**	36
4DH11500TSK	**88-1612**	36
4DH12500FSD	**88-1613**	37
4DH3150ETSK	**88-1612**	36
4DH3-R-16METSK	**88-1612**	36
4DH3-R-16MOTSK	**88-1612**	36
4DJ33000TSE	**88-1615**	37
4DJ3-A-300ETSE	**88-1615**	37
4DJ3-A-300OTSE	**88-1615**	37
4DK32500FSD	**88-1613**	37
4DK3250ETSK	**88-1512**	37
4DK3250LTSK	**88-1512**	37
4DK3250OTSK	**88-1512**	37
4DK3A250E-TSK-800	**88-1512**	37
4DK3-R-22ME TSK	**88-1512**	37
4DK3-R-22MEFSD	**88-1613**	37
4DK3-R-22ML TSK	**88-1512**	37
4DK3R22ML-TSK	**88-1512**	37
4DK3-R-22MO TSK	**88-1512**	37
4DK3-R-22MOFSD	**88-1613**	37
4DL3150LTSK	**88-1511**	36
4DL350ETSK	**88-1511**	36
4DL350LTSK	**88-1511**	36
4DL350OTSK	**88-1511**	36
4DL3A150E-TSK-800	**88-1511**	36
4DL3F63K0TSK	**88-1511**	36
4DL3-F-63KE TSK	**88-1511**	36
4DL3-F-63KETSK	**88-1511**	36
4DL3-F-63KETSK	**88-1513**	38
4DL3F63KE-TSK	**88-1511**	36
4DL3-F-63KL TSK	**88-1511**	36
4DL3F63KL-TSK	**88-1511**	36
4DL3-F-63KO TSK	**88-1511**	36
4DL3-F-63KOTSK	**88-1511**	36
4DP3150ETSK	**88-1617**	36
4DP3-F-63KETSK	**88-1617**	36
4DP3-F-63KOTSK	**88-1617**	36
4DR3300ETSE	**88-1619**	37
4DR3300ETSK	**88-1513**	38
4DR3300LTSK	**88-1513**	38
4DR3300OTSK	**88-1513**	38
4DR3A300E-TSK-800	**88-1513**	38
4DR3-R-28ME TSK	**88-1513**	38
4DR3-R-28METSE	**88-1619**	37
4DR3-R-28METSK	**88-1513**	38
4DR3R28ME-TSK	**88-1513**	38
4DR3-R-28ML TSK	**88-1513**	38
4DR3-R-28MLFSD	**88-1618**	37
4DR3R28ML-TSK	**88-1513**	38
4DR3-R-28MO TSK	**88-1513**	38
4DR3-R-28MOTSK	**88-1618**	37
4DR3-R-28MOTSK	**88-1513**	38
4DS3220ETSK	**88-1620**	37
4DS3-F-76KETSK	**88-1620**	37
4DS3-F-76KOTSK	**88-1620**	37
4DT32200TSE	**88-1621**	37
4DT3220ETSK	**88-1510**	37
4DT3220LTSK	**88-1510**	37
4DT3220OTSK	**88-1510**	37
4DT3-A-2200TSE	**88-1621**	37
4DT3-A-220ETSE	**88-1621**	37
4DT3A220E-TSK-800	**88-1510**	37
4DT3-A-220OTSE	**88-1621**	37
4DT3-F-76KE TSK	**88-1510**	37
4DT3F76KE-TSK	**88-1510**	37
4DT3-F-76KL TSK	**88-1510**	37
4DT3F76KL-TSK	**88-1510**	37
4DT3-F-76KO TSK	**88-1510**	37
4DT3-F-76METSK	**88-1510**	37
4DT3-F-76MOTSK	**88-1510**	37
4RA3100ATSK	**88-1622**	40
4RA3100ETSK	**88-1623**	41
4RA4200ATSK	**88-1624**	41
4RE2200AFSD	**88-1625**	41
4RE2200ATSK	**88-1626**	41
4RK2250AFSD	**88-1627**	41
4RK2250ATSK	**88-1509**	41
4RL1150ATSK	**88-1628**	41
4RR1300ATSK	**88-1630**	42
4RR1300OFSD	**88-1629**	41
4RR2300OFSD	**88-1631**	42
4RR2300OTSK	**88-1632**	42
6DC32700TSK	**88-1633**	37
6DC3-F-93KETSK	**88-1633**	37
6DC3-F-93KOTSK	**88-1633**	37
6DH32000TSK	**88-1634**	36
6DH3-R-23METSK	**88-1634**	36
6DH3-R-23MOTSK	**88-1634**	36
6DJ3300ETSK	**88-1635**	38
6DK3-F-93KOTSK	**88-1636**	37
6DL32700TSK	**88-1636**	37
6DL3270ETSK	**88-1637**	37
6DL3A270E-TSK-800	**88-1637**	37
6DL3-F-93KETSK	**88-1637**	37
6DL3F93KE-TSK	**88-1637**	37
6DN33500FSD	**88-1638**	38
6DN33500TSN	**88-1639**	38
6DN3-R-37MEFSD	**88-1638**	38
6DN3-R-37METSN	**88-1639**	38

A-1 Compressor (Cont.)

OEM #	AllPoints #	Page(s)
6DN3-R-37MOFSD	**88-1638**	38
6DN3-R-37MOTSN	**88-1639**	38
6DP3200ATSK	**88-1640**	37
6DP3500TSK	**88-1641**	38
6DP350ETSK	**88-1641**	38
6DP3-R-23METSK	**88-1640**	37
6DP3-R-23MOTSK	**88-1640**	37
6DP3-R-35METSK	**88-1641**	38
6DP3-R-35MOTSK	**88-1641**	38
6DS34000FSD	**88-1643**	38
6DS34000FSU	**88-1644**	38
6DS3400ETSN	**88-1645**	38
6DS3400OTSN	**88-1518**	38
6DS3-R-28METSK	**88-1635**	38
6DS3-R-28MOTSK	**88-1635**	38
6DS3-R-40MEFSD	**88-1643**	38
6DS3-R-40MEFSU	**88-1644**	38
6DS3-R-40METSN	**88-1645**	38
6DS3-R-40MO TSN	**88-1518**	38
6DS3-R-40MOFSD	**88-1643**	38
6DS3-R-40MOFSU	**88-1644**	38
6DT33000TSK	**88-1646**	38
6DT3300EFSD	**88-1647**	38
6DT3300ETSK	**88-1514**	38
6DT3A300E-TSK-800	**88-1646**	38
6DT3-F-11ME TSK	**88-1646**	38
6DT3-F-11MEFSD	**88-1647**	38
6DT3F11ME-TSK	**88-1514**	38
6DT3-F-11MLTSK	**88-1646**	38
6DT3-F-11MOFSD	**88-1647**	38
6DT3-F-11MOTSK	**88-1646**	38
6DY33000FSD	**88-1648**	38
6DY33000TSK	**88-1649**	38
6DY3300ETSK	**88-1649**	38
6DY3-R-32MEFSD	**88-1648**	38
6DY3-R-32METSK	**88-1649**	38
6DY3-R-32MOFSD	**88-1648**	38
6DY3-R-32MOTSK	**88-1649**	38
6RA4200ATSK	**88-1652**	41
6RA4200ETSK	**88-1653**	41
6RH200OTSK	**88-1654**	41
6RJ400OTSE	**88-1655**	42
6RL1250ATSK	**88-1656**	41
6RN2300ATSK	**88-1657**	42
6RP2350AFSD	**88-1658**	42
6RP2350ATSK	**88-1505**	42
6RP2650ATSK	**88-1505**	42
6RS2400AFSD	**88-1660**	42
6RS2400AFSU	**88-1661**	42
6RS2400ATSN	**88-1662**	42
6RS2400OTSE	**88-1659**	42
6RT1300ATSK	**88-1663**	42
9RA1050ATFC	**88-1664**	39
9RA1050ATFD	**88-1665**	39
9RB10505TFC	**88-1666**	39
9RB10505TFD	**88-1667**	39
9RB1076ATFC	**88-1668**	40
9RB1076ATFD	**88-1669**	40
9RB1076ETFC	**88-1670**	40
9RB1076ETFD	**88-1671**	40
9RB2076ATFC (4 BOLT)	**88-1672**	40
9RC10765TFC	**88-1673**	40
9RC10765TFD	**88-1674**	40
9RC1101ATFC	**88-1675**	41
9RC1101ATFD	**88-1676**	41
9RC1101ATHC	**88-1677**	41
9RC1101ATHD	**88-1678**	41
9RC3101ATFC	**88-1679**	41
9RC3101ATFD	**88-1680**	41
9RC3101ATHC	**88-1681**	41
9RC3101ATHD	**88-1682**	41
9RJ10505TFC	**88-1683**	39
9RJ10505TFD	**88-1684**	39
9RJ10765TFC	**88-1686**	40
9RJ10765TFD	**88-1685**	40
9RS1150ATFD	**88-1687**	41
9RS1150ATHC	**88-1688**	41
9RS1150ATHD	**88-1689**	41
9RS1150ATSC	**88-1690**	41
9RS2076ATFC	**88-1691**	40
9RS2076ATFD (4 BOLT)	**88-1692**	40
9RS3076ATFC	**88-1507**	40
9RS3076ATFD (2 BOLT)	**88-1693**	40
9RS3076ETFC	**88-1694**	40
DA3-R-58KOTEC	**88-1535**	32
KAA10075TAC	**88-1709**	43
KAAB0075IAB	**88-1710**	43
KAAB0075IAH	**88-1711**	43
KAAB007ACAA	**88-1712**	43
KAAB007ACAV	**88-1713**	43
KAAB007AIAA	**88-1714**	43
KAAB007ECAA	**88-1715**	43
KAAB007ECAV	**88-1716**	43
KAAB007EIAA	**88-1717**	43
KAE1005OTAC	**88-1718**	43
KAE10075TAC	**88-1719**	44
KAE2005AIAA	**88-1721**	43
KAE2005OIAH	**88-1720**	43
KAE20075CAA	**88-1722**	44
KAE20075CAV	**88-1723**	44
KAEB005AIAA	**88-1724**	43
KAEB007ECAV	**88-1725**	44
KAG10075TAC	**88-1726**	44
KAG2005AIAA	**88-1727**	43
KAG20075CAV	**88-1728**	44
KAG20075IAA	**88-1729**	44
KAG20075IAB	**88-1730**	44
KAG20075IAH	**88-1731**	44
KAGA007ATAC	**88-1732**	44
KAGA0150TAC	**88-1734**	47
KAGA0150TAD	**88-1735**	47
KAGB0050IAA	**88-1736**	43
KAGB005EIAA	**88-1737**	43
KAGB007ACAV	**88-1738**	44
KAGB015OCAV	**88-1740**	47
KAJ10075TAC	**88-1741**	44
KAJ30075CAV	**88-1742**	44
KAJ30075IAA	**88-1743**	44
KAJ30075IAH	**88-1744**	44
KAJA010ATAC	**88-1746**	45
KAJA010OTAD	**88-1745**	45
KAJA011ETAC	**88-1747**	45
KAJA011ETAD	**88-1748**	45
KAJB007EIAA	**88-1749**	44
KAJB010ECAB	**88-1754**	45
KAJB010ECAV	**88-1503**	45
KAJB010OCAA	**88-1750**	45
KAJB010OCAB	**88-1751**	45
KAJB010OCAH	**88-1752**	45
KAJB010OCAV	**88-1753**	45
KAK1010OTAC	**88-1755**	45
KAK1010OTAD	**88-1756**	45
KAK2010OCAA	**88-1757**	45
KAK2010OCAB	**88-1758**	45
KAK2010OCAH	**88-1759**	45
KAK2010OCAV	**88-1760**	45
KAKA010ATAC	**88-1762**	45
KAKA010ETAD	**88-1763**	45
KAKA010OTAD	**88-1761**	45
KAKA020ETAC	**88-1766**	48
KAKA020OTAC	**88-1764**	48
KAKA020OTAD	**88-1765**	48
KAKB011ACAV	**88-1767**	46
KAKB011ECAV	**88-1768**	46
KAKB020OCAV	**88-1769**	48
KAL1010OTAC	**88-1770**	46
KAL1010OTAD	**88-1771**	46
KAL2010OCAB	**88-1772**	46
KAL2010OCAH	**88-1773**	46
KAL2010OCAV	**88-1774**	46
KALA015ATAC	**88-1775**	47
KALA015ATAD	**88-1776**	47
KALA016ETAC	**88-1777**	47
KALA016ETAD	**88-1778**	47
KALB010ACAB	**88-1780**	46
KALB010ACAV	**88-1781**	46
KALB010ECAB	**88-1782**	46
KALB010ECAV	**88-1783**	46
KALB010OCAH	**88-1779**	46
KALB015ACAB	**88-1785**	47
KALB015ACAV	**88-1504**	47
KALB015ECAB	**88-1786**	47
KALB015ECAV	**88-1500**	47
KALB015OCAH	**88-1784**	47
KAM1010OTAC	**88-1787**	46
KAM1010OTAD	**88-1788**	46
KAM2005OIAA	**88-1789**	43
KAM20075IAA	**88-1790**	44
KAM2010OCAA	**88-1791**	46
KAM2010OCAV	**88-1792**	46
KAMA0075CAA	**88-1794**	44
KAMA0075IAA	**88-1795**	44
KAMA0075TAC	**88-1793**	44
KAMB0075IAB	**88-1796**	44
KAMB007ACAV	**88-1797**	44
KAMB007ECAA	**88-1502**	44
KAMB007ECAV	**88-1798**	44
KAMB007EIAA	**88-1799**	45
KAN1005OTAC	**88-1800**	43

A-1 Compressor (Cont.)

OEM #	AllPoints #	Page(s)
KAN10075TAC	**88-1801**	45
KAN2005AIAA	**88-1803**	43
KAN2005OCAV	**88-1802**	43
KAN20075CAV	**88-1804**	45
KANB005AIAA	**88-1806**	43
KANB005ECAV	**88-1807**	43
KANB005EIAA	**88-1808**	43
KANB005OCAV	**88-1805**	43
KANB0075CAV	**88-1809**	45
KANB007ECAV	**88-1810**	45
KAR0100TAC	**88-1811**	46
KAR0100TAD	**88-1812**	46
KAR2010OCAV	**88-1813**	46
KARA010ETAC	**88-1814**	46
KARA011ETAD	**88-1815**	46
KARB010ECAV	**88-1816**	46
KAT1010OTAC	**88-1817**	46
KAT1010OTAD	**88-1818**	46
KAT2010OCAB	**88-1819**	47
KAT2010OCAV	**88-1820**	47
KATA010ATAC	**88-1821**	47
KATA015ATAC	**88-1823**	47
KATA015ETAC	**88-1824**	47
KATA015OTAD	**88-1822**	47
KATB010ACAV	**88-1826**	47
KATB010ECAV	**88-1827**	47
KATB010OCAA	**88-1825**	47
KATB015ACAB	**88-1828**	47
KATB015ACAH	**88-1829**	47
KATB015ACAV	**88-1830**	47
KATB015ECAB	**88-1831**	48
KATB015ECAV	**88-1501**	48
MRA2050ATFC	**88-1506**	39
MRA2050ETFC	**88-1839**	39
MRA2050ETFD	**88-1840**	39
MRA2050OCFB	**88-1837**	39
MRA2050OTFD	**88-1838**	39
MRB050ETFC	**88-1841**	39
MRB050TFD	**88-1842**	39
MRB1050ATFC	**88-1508**	39
MRB2050ETFC	**88-1843**	39
MRF2050ATFC	**88-1845**	40
MRF2050ETFC	**88-1846**	40
MRF2050OTFD	**88-1844**	40
MRH4076ATFC	**88-1847**	40
MRH4076ATFD	**88-1848**	30
NRA2050OTFC	**88-1849**	40
NRA2050OTFD	**88-1850**	40
NRB2031OTFD	**88-1851**	39
NRB2040OTFC	**88-1852**	39
NRB2040OTFD	**88-1853**	39
NRD1031OTFC	**88-1854**	39
NRD1031OTFD	**88-1855**	39
NRD1032ETFC	**88-1856**	39
NRD1040ACFB	**88-1857**	39
NRM1050ATFC	**88-1859**	40
NRM1050OTFD	**88-1858**	40
NRN031OCFB	**88-1860**	39
NRN031OTFD	**88-1861**	39

Anthony

OEM #	AllPoints #	Page(s)
02-10090-0001	**74-1217**	97, 326
02-10090-0005	**74-1219**	97, 326
02-10090-0009	**74-1218**	97, 326
02-10090-0010	**74-1223**	97, 326
02-10090-0011	**74-1224**	97, 326
02-10090-0013	**74-1225**	97, 326
02-14160-2001	**74-1193**	97, 326
02-14160-2002	**74-1194**	97, 326
02-14160-2003	**74-1195**	97, 326
02-14160-2004	**74-1196**	97, 326
02-14160-2006	**74-1197**	97, 326
02-14160-2007	**74-1198**	97, 326
02-14160-2008	**74-1199**	97, 326
02-14160-2009	**74-1200**	97, 326
02-14160-2010	**74-1201**	97, 326
02-14160-2011	**74-1202**	97, 326
02-14160-2012	**74-1203**	97, 326
02-14160-2013	**74-1204**	97, 326
02-14160-2014	**74-1205**	97, 326
02-14160-2015	**74-1206**	97, 326
02-14160-2016	**74-1207**	97, 326
02-14160-2017	**74-1208**	97, 326
02-14160-2018	**74-1209**	97, 326
02-14160-2020	**74-1210**	97, 326
02-14160-2021	**74-1211**	97, 326
02-14160-2022	**74-1212**	97, 326
02-14160-2023	**74-1213**	97, 326
02-14160-2036	**74-1198**	97, 326
02-14802-0005	**74-1214**	97, 326
20-11389-0001	**74-1226**	97, 326
20-11389-0002	**74-1227**	97, 326
20-11389-0003	**74-1228**	97, 326
20-11389-0004	**74-1229**	97, 326
20-11389-0005	**74-1231**	97, 326
20-11389-0006	**74-1230**	97, 326
20-11389-0007	**74-1232**	97, 326

APW/Wyott

OEM #	AllPoints #	Page(s)
33858	**26-2635**	151, 152, 158, 428, 431
55847	**38-1302**	221
55947	**38-1302**	221
55948	**38-1302**	221
75916	**38-1116**	254
76515	**38-1302**	221
83251	**42-1038**	369
83267	**28-1125**	240
85605	**38-1304**	221
85638	**38-1304**	221
85639	**38-1304**	221
85640	**38-1307**	221
87320	**28-1126**	240
1489400	**46-1417**	2
8632000	**26-3073**	240
14894-00	**46-1417**	2
14894-01	**46-1417**	2

Arctic Air

OEM #	AllPoints #	Page(s)
216423900	**46-1828**	327
216522315	**74-1244**	98, 327
216579100	**46-1903**	327
216591500	**46-1834**	327
216657200	**74-1474**	327
216731000	**46-1902**	327
216744500	**42-2134**	327
216914200	**68-1456**	327
5304442620	**68-1457**	327
5308000010	**26-5350**	327

Bally

OEM #	AllPoints #	Page(s)
000230	**26-6108**	327
000232	**26-6106**	327
000278	**26-6107**	327
016545	**74-1452**	98, 327
016546	**74-1450**	98, 327
016556	**26-6109**	327
016611	**74-1451**	98, 327
016768	**26-3327**	146, 327, 377
017000	**62-1196**	327
017256	**42-1348**	327
024830	**34-2263**	327

Beckett

OEM #	AllPoints #	Page(s)
7121-5807	**68-1210**	75, 404
BRPAP1	**68-1210**	75, 404
BRP-S5-1	**68-1210**	75, 404
CB151LSUL	**68-1336**	75
CB201TUL	**68-1337**	75
CB201UL	**68-1338**	75
IPC13A	**68-1335**	75
SE51FP-01	**68-1210**	75, 404

Beverage Air

OEM #	AllPoints #	Page(s)
50907001	**74-1466**	114
02B31S013C	**26-5970**	332
02B31S014C	**26-5971**	332
02B31S015C	**26-5972**	332
04B02S079B	**26-5973**	333
11B30S019CBC	**26-5974**	329
19-1704-02	**44-1859**	328
203-126A	**26-5975**	329
205140A	**28-1646**	328
205-140A--	**28-1646**	328
205-150A	**28-1783**	329
205-151A	**28-1784**	328
28A06-004C	**26-5976**	335
28A77-016B	**26-5977**	328
28D04-029A	**28-1645**	332
30220L0900	**26-4165**	329
30223L0211	**74-1237**	99, 106, 113, 331
30223L0212	**74-1237**	99, 106, 113, 331
30227Q1200	**44-1582**	333
30278L0200	**26-4179**	163
30281H0350	**44-1584**	329, 439

Beverage Air (Cont.)

OEM #	AllPoints #	Page(s)
30281Q0100	**42-1833**	333
302-909A	**38-1565**	333
303-145A	**88-1316**	70, 329
32C14S006A	**68-1165**	247, 332
3903-354	**74-1242**	106, 113, 385
401-049AAA	**26-5978**	332
401-090AAB	**26-5979**	333
401-216A-01	**21-351**	129, 329
401-216A-02	**26-5980**	329
401-219A-01	**26-4199**	328
401-220A-01	**26-4200**	328
401-239B	**26-1583**	125, 332
401-242B	**28-2349**	329
401-246A-02	**26-5981**	328
401-249A	**26-5496**	329
401-275	**26-2422**	239, 329
401-275A	**26-2422**	239, 329
401-276A	**26-2423**	239, 329
401-429A	**28-2350**	329
401-430A	**28-2351**	335
401-463A	**26-1573**	124, 332
401-506C	**28-1785**	331
401510A	**26-3292**	332
401-510A	**26-3292**	332
401-561B	**26-4201**	333
401-603B	**26-2631**	152, 328
401-657B	**26-1583**	125, 332
401822B	**26-3291**	332
401-822B	**26-3291**	332
402-223B	**62-1189**	12, 334
402249A	**62-1096**	334
402-249A	**62-1096**	334
402-258B-01	**62-1190**	334
403-077A	**26-1878**	161, 329
403-077A-A	**26-1878**	161, 329
403-113D	**28-1787**	329
403-154A	**26-5982**	333
403-168A	**23-202**	329
403-169A	**23-203**	329
403293D	**26-3289**	162, 333
403-293D	**26-3289**	162, 333
403-507D	**26-3098**	162, 333
403834D	**26-3293**	162, 333
403-834D	**26-3293**	162, 333
405-015A--	**26-5983**	328
405033A	**26-4104**	245, 328
405-033A	**26-4104**	245, 328
405-043A	**28-1788**	328
405-062A	**28-1789**	328
405-063A	**28-1293**	245, 328
405-066B	**26-4203**	328
501-018B	**68-1279**	332
501019B	**68-1278**	332
501-019B	**68-1278**	332
501-076B	**68-1166**	247, 332
501-078A	**68-1166**	247, 332
501-105B	**68-1166**	247, 332
501-137B	**68-1166**	247, 332
501-138B	**68-1165**	247, 332
501-145B	**68-1333**	332
501-148B	**68-1237**	333
501-158B-01	**68-1280**	333
502-058A	**42-1146**	333
502-067ABB	**46-1310**	2, 335
502-069A	**48-1151**	335
502-070A	**48-1152**	335
502-089A	**48-1153**	335
502-111A	**46-1538**	2, 334
502115A	**42-1800**	18, 335
502-115A	**42-1800**	18, 335
502-120A	**46-1573**	2, 334
502-125A	**46-1311**	2, 334
502-139A	**46-1311**	2, 334
502-140A	**46-1872**	334
502-143A	**42-1638**	335
502-146A	**42-1638**	335
502-147A	**46-1570**	2, 334
502-169A	**46-1569**	2, 334
502-171A	**42-1638**	335
502-194A	**46-1311**	2, 334
502-195A	**46-1312**	2, 334
502-198A	**42-1402**	249, 333
502-205A	**46-1571**	2, 334
502-206A	**46-1572**	2, 3, 5, 334
502-236A	**46-1651**	334
502-289B	**46-1312**	2, 334
502-290B	**46-1599**	2, 334
502-293B	**46-1873**	334
502-294B	**46-1574**	2, 334
502-301B	**46-1600**	2, 334
502-302B	**46-1575**	2, 334
502-323B	**46-1313**	2, 334
502-324B	**46-1874**	334
502-353B-01	**46-1601**	2, 334
503064A	**38-1538**	332
503-064A	**38-1538**	332
503-071A	**38-1517**	328
503-235B	**38-1594**	332
503-246B-01	**38-1784**	328
504-964B-01	**34-2251**	331
63C31-001A	**68-1176**	247, 332
703161A	**28-1659**	329
703-161A--	**28-1659**	329
703178A	**28-1657**	329
703-178A--	**28-1657**	329
703-195CAA	**74-1357**	99, 330
703-288AAA	**32-1785**	335
703-342C	**28-1652**	331
703-372C	**74-1005**	99, 330
703-372CAA	**74-1005**	99, 330
703379A	**32-1770**	333
703-379A--	**32-1770**	333
703-513C	**74-1297**	99, 330
703-518C	**74-1002**	99, 330
703-519C	**74-1001**	99, 330
703-538C	**74-1004**	99, 330
703-583C	**74-1358**	99, 330
703-587C	**74-1247**	99, 330
703-589C	**74-1003**	99, 330
703-677C	**74-1121**	99, 330
703-678C	**74-1359**	99, 330
703-738C	**74-1297**	99, 330
703-814B	**74-1107**	99, 331
703-882C	**74-1360**	99, 330
703934C	**32-1789**	331
703-934C	**32-1789**	331
703-963D-01	**74-1122**	99, 330
703-963D-02	**74-1002**	99, 330
703-963D-03	**74-1001**	99, 330
703-963D-04	**74-1081**	99, 330
703-963D-05	**74-1003**	99, 330
703963D11	**74-1296**	99, 330
703-963D-11	**74-1296**	99, 330
703-963D-13	**74-1249**	99, 331
703-971C-05	**32-1784**	330
703-988C-01	**74-1088**	99, 330
712-012D-01	**74-1082**	99, 331
712-012D-02	**74-1081**	99, 330
712-012D-04	**74-1246**	99, 331
712-012D-05	**74-1248**	99, 331
712-012D-13	**74-1361**	99, 331
712-013C-01	**74-1362**	99, 330
712-013C-02	**74-1297**	99, 330
712-013C-03	**74-1363**	99, 330
712013C04	**74-1118**	99, 330
712-013C-04	**74-1118**	99, 330
712013C05	**74-1120**	99, 330
712-013C-05	**74-1120**	99, 330
712-013C-07	**74-1245**	99, 330
712-024D-02	**74-1364**	99, 331
712-024D-04	**74-1119**	99, 331
712-025D-01	**74-1298**	99, 331
712-025D-02	**74-1365**	99, 330
R7109-506	**46-1648**	332
R7109-512	**46-1649**	332
R7213-081	**44-1588**	333
R7213-091	**44-1589**	386
R7213-101	**44-1590**	333

CDN

DOT2	**62-1147**	8
DTQ450X	**62-1145**	8
DTT450	**62-1155**	8
EFG120	**62-1152**	9
FG80	**62-1151**	9
HOT1	**62-1146**	8
INTP626X	**62-1154**	9
IRB220-F	**62-1148**	8
IRT220	**62-1149**	8
IRXL400	**62-1150**	8
MTM3	**42-1820**	24
Q2-450X	**62-1144**	8
RFT1	**62-1153**	9
TM15	**42-1821**	24
TM8	**42-1822**	24
TMW1	**42-1823**	24

OEM #	AllPoints #	Page(s)
Continental		
6005	**26-5341**	336
50120	**23-202**	336
2-705	**74-1089**	100, 336
2-706	**74-1329**	100, 336
2-711	**74-1251**	100, 336
2-722	**74-1250**	100, 336
2-723	**74-1252**	100, 336
2-731	**74-1253**	100, 336
4-623	**28-2413**	336
4-748	**46-1829**	336
4-750	**68-1455**	336
5-111	**26-2644**	162, 336
5-112	**26-2648**	162, 336
5-127HD	**26-6122**	336
5-265	**26-6121**	336
CM1-0244	**26-6129**	336
Copeland		
AFE07C3E	**88-1908**	55
AFE08C4E	**88-1919**	55
AFE10C3E	**88-1909**	55
AFE12C3E	**88-1910**	55
AFE12C4E	**88-1911**	55
AFJ31C2E	**88-1920**	55
AR84C2E	**88-1918**	55
ARE13C4E	**88-1912**	55
ARE17C4E	**88-1913**	55
ARE29C4E	**88-1914**	55
ARE29C4E	**88-1915**	55
ARE46C4E	**88-1916**	55
RFT42C1E	**88-1921**	55
RST55C1E	**88-1923**	55
Cornelius		
1945	**28-1706**	339
02070	**42-1622**	340, 342
3127	**38-1564**	339
3128	**44-1551**	340
18334	**42-1781**	341
18370	**38-1563**	339
18747	**28-1707**	341
21491	**26-3304**	342
23062	**28-1665**	342
30774	**26-3307**	342
30894	**42-1622**	340, 342
30895	**42-1622**	340, 342
31001	**46-1604**	2, 342
31093	**58-1154**	342
31889	**68-1243**	342
32954	**58-1156**	338
32977	**42-1782**	340
40713	**44-1549**	343
45003	**28-1708**	339
45098	**32-1886**	341
46306	**46-1565**	341
46307	**46-1613**	341
48004	**68-1285**	339
50454	**32-1790**	342
50806	**74-1133**	342
51891	**74-1134**	342
52881	**28-1709**	337
70438	**26-3308**	342
71039	**26-4112**	340
723887	**44-1550**	340
1000263	**44-1551**	340
1001619	**28-1435**	338
1001679	**42-1782**	340
1001749	**42-1783**	341
1001750	**68-1298**	338
1001879	**46-1604**	2, 342
1001882	**26-3144**	338
1001933	**58-1157**	343
1001948	**68-1286**	344
1001963	**42-1784**	340
1001982	**68-1043**	339
1002021	**46-1613**	341
1002034	**32-1177**	338
1003195	**52-1667**	343
1003406	**26-1558**	340
1003430	**32-1790**	342
1003576	**28-1711**	340
1003658	**28-1443**	338
1003837	**44-1554**	339
1003970	**26-4092**	338
1004041	**28-1706**	339
1004061	**26-4112**	340
1004087	**32-1176**	341
1004091	**42-1785**	340
1004184	**32-1288**	341
1004227	**32-1178**	341
1004232	**28-1708**	339
1004233	**32-1286**	338
1004260	**26-3145**	338
1004261	**42-1622**	340, 342
1004297	**38-1567**	339
1004307	**68-1293**	338
1005048	**44-1558**	340
1005512	**38-1569**	339
1005798	**74-1134**	342
1005854	**28-1444**	337
1006048	**42-1106**	341
1006150	**28-1361**	338
1006154	**26-4093**	340
1006185	**68-1294**	339
1006206	**68-1289**	343
1006274	**56-1380**	343
1006334	**32-1887**	338
1006367	**68-1231**	337
1006405	**26-4094**	340
1006425	**46-1565**	341
1006443	**44-1556**	341
1006444	**32-1289**	340
1006453	**32-1285**	337
1007073	**38-1564**	339
1007412	**58-1161**	344
1007729	**68-1295**	339
1007946	**68-1296**	339
1008106	**32-1179**	341
1008163	**42-1781**	341
1008259	**46-1270**	2, 341
1008293	**44-1557**	344
1008340	**56-1382**	344
1008383	**26-3304**	342
1008464	**32-1886**	341
1008483	**38-1566**	337
1008513	**56-1378**	343
1008520	**58-1158**	343
1008602	**28-1529**	337
1008638	**68-1010**	339
1008692	**58-1154**	342
1009352	**74-1133**	342
1010202	**38-1570**	339
1010405	**26-4091**	340
1010431	**26-3307**	342
1010463	**32-1287**	338
1010467	**44-1555**	343
1010543	**52-1668**	343
1010586	**68-1285**	339
1010608	**26-3146**	338
1010619	**68-1299**	339
1010665	**28-1437**	341
1010671	**26-3147**	338
1010718	**26-3308**	342
1010726	**44-1549**	343
1010773	**56-1379**	343
1010848	**58-1156**	338
1010865	**22-1089**	338
1010881	**68-1287**	339
1010913	**38-1568**	337
1010945	**28-1707**	341
1011013	**32-1731**	337
1012411	**32-1284**	337
1012434	**46-1614**	343
1012440	**56-1381**	344
1012480	**68-1288**	339
1012493	**26-4095**	340
1012542	**58-1163**	343
1012545	**58-1162**	343
1013635	**28-1709**	337
1014234	**42-1786**	343
1014263	**68-1291**	343
1014285	**42-1787**	344
1014395	**68-1292**	344
1023967	**68-1290**	343
1029256	**44-1550**	340
1029301	**42-1788**	340
1029677	**58-1160**	341
1029685	**58-1159**	341
1031918	**68-1297**	339
1032768	**38-1563**	339
1034914	**74-1326**	100, 105, 342
1037091	**68-1243**	342
1043762	**44-1552**	340
1046307	**38-1565**	340
1047341	**28-1710**	339
1047493	**44-1553**	340
2522305	**46-1614**	343
7233023	**42-1783**	341

Cornelius (Cont.)

OEM #	AllPoints #	Page(s)
18747002	**26-4091**	340
45010001	**44-1554**	339
45010003	**38-1566**	337
45016001	**68-1287**	339
45728001	**26-4092**	338
60070140	**68-1286**	344
161921006	**56-1378**	343
161921007	**56-1379**	343
161921008	**56-1380**	343
163545001	**42-1784**	340
164884002	**44-1555**	343
165629005	**52-1667**	343
165629006	**52-1668**	343
165637008	**58-1157**	343
165637009	**58-1158**	343
167570001	**42-1785**	340
167787000	**26-4093**	340
167787002	**26-4094**	340
167787014	**26-4095**	340
560004360	**68-1288**	339
561000155	**58-1159**	341
561000162	**58-1160**	341
620710142	**32-1287**	338
620715835	**28-1710**	339
630000456	**68-1289**	343
630000601	**44-1556**	341
630900547	**58-1161**	344
630900786	**58-1162**	343
630900789	**46-1614**	343
630900791	**58-1163**	343
630900796	**68-1290**	343
630900797	**68-1291**	343
630900798	**42-1786**	343
630900946	**42-1787**	344
638036225	**68-1292**	344
638090052	**44-1557**	344
638090126	**56-1381**	344
720202009	**42-1788**	340
720502800	**68-1293**	338
720503206	**38-1567**	339
720503208	**38-1568**	337
1047341-1	**28-1710**	339
3ARR12PAH11	**38-1565**	340
820RR12130	**44-1552**	340
820RR12G21	**44-1553**	340
A1753	**68-1043**	339
A2072	**68-1294**	339
A2549	**26-3147**	338
A3058	**26-3145**	338
A7295	**28-1443**	338
A7342	**28-1711**	340
GA-214-B	**74-1326**	100, 105, 342
O2070	**42-1622**	340, 342
S1630	**68-1296**	339
S1717	**32-1887**	338
S1748	**26-3144**	338
S2220	**44-1558**	340
S22200	**44-1558**	340
S2397	**68-1295**	339
S2721	**28-1361**	338
S2828	**38-1569**	339
S2883	**68-1297**	339
S3004	**42-1106**	341
S3067	**38-1570**	339
S3169	**32-1176**	341
S3170	**32-1177**	338
S3273	**32-1731**	337
S3338	**28-1529**	337
S3354	**32-1179**	341
S3355	**28-1444**	337
S3357	**68-1010**	339
S4206	**32-1178**	341
S4363	**26-1558**	340
S4381	**22-1089**	338
S6562	**32-1284**	337
S6600	**32-1286**	338
S6641	**68-1298**	338
S6642	**68-1299**	339
S6657	**46-1270**	2, 341
S6670	**32-1288**	341
S6676	**32-1285**	337
S6677	**32-1289**	340
S6737	**68-1231**	337
S6854	**26-3146**	338
S6901	**32-1287**	338
S7341002	**28-1435**	338
S7737	**28-1437**	341

CUNO

5559412	**13-468**	319
5573301	**76-1126**	320
5581708	**13-454**	319
5582003	**76-1128**	320
5582105	**13-494**	318, 319, 320
5582106	**13-494**	318, 319, 320
5584703	**13-507**	319
5584705	**13-508**	319
5589001	**13-509**	319
5589003	**13-515**	319
5589201	**13-464**	319
5589203	**13-477**	319
5589301	**13-510**	319
5593405	**13-516**	319, 320
5599207	**13-511**	319
5612111	**13-497**	319
5613303	**13-491**	318, 319, 320
5613305	**13-489**	319, 320
5613405	**13-490**	319, 320
5613505	**13-504**	320
6212102	**76-1132**	318
6213001	**76-1131**	320
6214413	**76-1270**	320
6228603	**76-1132**	318
55594-12	**13-468**	319
55733-01	**76-1126**	320
55817-08	**13-454**	319
55820-03	**76-1128**	320
55821-05	**13-494**	318, 319, 320
55821-06	**13-494**	318, 319, 320
55847-03	**13-507**	319
55847-05	**13-508**	319
55890-01	**13-509**	319
55890-03	**13-515**	319
55892-01	**13-464**	319
55892-03	**13-477**	319
55893-01	**13-510**	319
55934-05	**13-516**	319, 320
55992-07	**13-511**	319
56077-03	**76-1128**	320
56121-11	**13-497**	319
56133-03	**13-491**	318, 319, 320
56133-05	**13-489**	319, 320
56134-05	**13-490**	319, 320
56135-05	**13-504**	320
62121-02	**76-1132**	318
62130-01	**76-1131**	320
62144-13	**76-1270**	320
62286-03	**76-1132**	318
CFS110	**13-497**	319
CFS117S	**13-468**	319
CFS217H	**13-516**	319, 320
CFS440	**76-1128**	320
CFS441	**13-494**	318, 319, 320
CFS8112-S	**13-454**	319
CFS8504A	**13-507**	319
CFS8504B	**13-508**	319
CFS8720-S	**13-510**	319
CFS9112	**13-477**	319
CFS9112-S	**13-464**	319
CFS9720	**13-515**	319
CFS9720-S	**13-509**	319
CFSTSD	**76-1126**	320
CTGHF40	**13-491**	318, 319, 320
CTG-HF40-S	**13-489**	319, 320
CTGHF60S	**13-490**	319, 320
CTGHF90-S	**13-504**	320
DP190	**76-1132**	318
HF8-S	**13-494**	318, 319, 320
NH3-NPT	**76-1270**	320
SWC1350C	**13-511**	319
VH3-NPT	**76-1131**	320

Danfoss

02344380	**88-1109**	70
02345380	**88-1110**	70
000MMK-I	**88-1131**	59
000MMK-U	**88-1101**	59
009G0101	**88-1102**	72
009G0127	**88-1103**	72
009G0202	**88-1104**	72
009G0222	**88-1105**	72
009G7050	**88-1087**	72
009G7051	**88-1088**	72
009G7052	**88-1089**	72
009G7053	**88-1090**	72
009G7054	**88-1091**	72
009G7055	**88-1092**	72
009G7056	**88-1093**	72
009G7057	**88-1094**	72

Danfoss (Cont.)

OEM #	AllPoints #	Page(s)
009G7058	**88-1095**	72
014-0137	**88-1000**	68
014-0138	**88-1001**	68
014-0142	**88-1002**	68
014-0143	**88-1003**	68
018F7681	**88-1033**	66
018F7682	**88-1032**	66
018F7683	**88-1031**	66
018Z7681	**88-1033**	66
023U1392	**88-1107**	70
023U1921	**88-1108**	70
023U4381	**88-1109**	70
023U5381	**88-1110**	70
023U7250	**88-1111**	69
023U7251	**88-1112**	69
023U7253	**88-1113**	69
023Z0012	**88-1020**	69
023Z0013	**88-1022**	69
023Z0030	**88-1021**	69
023Z0031	**88-1023**	69
023Z1009	**88-1024**	69
023Z1010	**88-1025**	69
023Z1011	**88-1026**	69
023Z1012	**88-1027**	69
023Z1013	**88-1028**	69
023Z1014	**88-1029**	69
023Z1015	**88-1030**	69
023Z5002	**88-1006**	69
023Z5004	**88-1009**	69
023Z5005	**88-1011**	69
023Z5007	**88-1013**	69
023Z5008	**88-1015**	69
023Z5009	**88-1017**	69
023Z5013	**88-1005**	69
023Z5018	**88-1007**	69
023Z5019	**88-1008**	69
023Z5022	**88-1010**	69
023Z5023	**88-1012**	69
023Z5028	**88-1014**	69
023Z5029	**88-1016**	69
023Z5032	**88-1018**	69
023Z5033	**88-1019**	69
023Z5075	**88-1004**	69
032F1155	**88-1035**	66
032F1157	**88-1036**	66
032F1159	**88-1039**	66
032F1162	**88-1038**	66
032F1188	**88-1042**	66
032F7105	**88-1034**	66
032F7115	**88-1040**	66
032F7116	**88-1041**	66
032F8078	**88-1039**	66
032F8106	**88-1035**	66
032F8115	**88-1037**	66
042N4234	**51-1503**	379
060-523300	**88-1043**	76
060-523500	**88-1045**	76
060-523700	**88-1044**	76
060-524100	**88-1046**	76
060-524200	**88-1047**	76
060-524300	**88-1048**	76
060-524500	**88-1049**	76
060-524600	**88-1050**	76
060-524700	**88-1051**	76
060-524800	**88-1052**	76
060-524900	**88-1053**	76
060-525000	**88-1054**	76
060-525300	**88-1055**	76
060-525400	**88-1056**	76
060-5610	**42-1837**	354
061F8420	**42-2126**	401
061F8625	**42-2117**	382
068-200200	**88-1079**	59, 60
068-200300	**88-1080**	59, 60
068-200600	**88-1083**	59, 60
068-200700	**88-1084**	59, 60
068-200900	**88-1086**	59, 60
068-201000	**88-1085**	59, 60
0682Z320900	**88-1078**	59, 60
068U1030	**88-1114**	59, 60
068U1031	**88-1115**	59, 60
068U1032	**88-1116**	59, 60
068U1033	**88-1117**	59, 60
068U1034	**88-1118**	59, 60
068U1035	**88-1119**	60
068U1036	**88-1120**	59, 60
068U1037	**88-1121**	59, 60
068U1038	**88-1122**	59, 60
068U1039	**88-1123**	59, 60
068U220500	**88-1124**	59, 60
068U220700	**88-1125**	59, 60
068U223500	**88-1126**	59, 60
068U223700	**88-1127**	59, 60
068U228400	**88-1130**	60
068U228500	**88-1128**	59, 60
068U228700	**88-1129**	59, 60
068Z320600	**88-1077**	59, 60
068Z3346	**88-1073**	59, 60
068Z3348	**88-1074**	59, 60
068Z340000	**88-1075**	59, 60
068Z340300	**88-1076**	59, 60
077B6827	**46-1387**	436
077B6856	**46-1386**	436
077B6871	**46-1611**	4, 437
077F1454BJ	**46-1652**	356
077F1463	**44-1862**	347
077F1482	**44-1863**	347
104G7250HS	**88-1097**	56
105F1621HS	**88-1099**	56
114N2019	**88-1061**	57
114N2021	**88-1062**	57
114N2022	**88-1062**	57
114N2023	**88-1063**	57
114N2024	**88-1063**	57
114N2027	**88-1064**	57
114N2039	**88-1071**	57
114N2043	**88-1072**	57
114N2318	**88-1057**	57
114N2321	**88-1058**	57
114N2322	**88-1059**	57
114N2324	**88-1059**	57
114N2330	**88-1060**	57
114N2341	**88-1065**	57
114N2343	**88-1066**	57
114N2344	**88-1066**	57
114N2345	**88-1067**	57
114N2353	**88-1068**	57
195B0042	**88-1097**	56
195B0348	**88-1099**	56
MAXIMIZER	**88-1100**	59

Delfield

0101003	**26-5994**	353
0160014	**26-5995**	353
0160179	**26-5931**	352
160179	**26-5931**	352
0420067	**26-3384**	352
420067	**26-3384**	352
1701014	**32-1804**	101, 352
1701057	**74-1181**	101, 351
1701062	**74-1018**	101, 351
1701070	**74-1260**	101, 349
1701087	**74-1187**	101, 349
1701120	**74-1325**	101, 349
1701183	**74-1256**	102, 350
1701184	**74-1262**	102, 350
1701185	**74-1083**	102, 350
1701186	**74-1323**	102, 350
1701188	**74-1367**	102, 351
1701189	**74-1084**	102, 350
1701190	**74-1091**	102, 351
1701191	**74-1263**	102, 351
1701192	**74-1085**	102, 351
1701193	**74-1368**	102, 351
1701196	**74-1369**	102, 351
1701197	**74-1086**	102, 351
1701288	**74-1370**	102, 350
1701289	**74-1124**	101, 350
1701318	**74-1371**	102, 350
1701319	**74-1372**	102, 350
1701341	**74-1174**	101, 349
1702001	**74-1008**	351
1702003	**74-1009**	102, 351
1702008	**74-1007**	102, 351
1702009	**74-1012**	102, 350
1702011	**74-1006**	102, 109, 351
1702035	**74-1168**	102, 350
1702056	**74-1011**	102, 350
1702074	**28-2414**	353
1702075	**28-2373**	348, 356
1702090	**74-1010**	102, 351
1702101	**74-1012**	102, 350
1702110	**74-1013**	102, 351
1702144	**74-1014**	102, 350
1702146	**74-1168**	102, 350
1702147	**74-1092**	102, 351
1702190	**74-1128**	103, 352

Delfield (Cont.)

OEM #	AllPoints #	Page(s)
1702201	**74-1123**	101, 349
1702202	**74-1373**	101, 349
1702209	**74-1374**	101, 349
1702215	**28-2374**	347
1702295	**74-1254**	101, 349
1702302	**74-1176**	101, 349
1702473	**74-1087**	102, 350
1702474	**74-1115**	102, 350
1702475	**74-1255**	102, 350
1702476	**74-1375**	102, 351
1702503	**74-1258**	102, 351
1702522	**74-1305**	102, 351
1702524	**74-1376**	102, 351
1702541	**74-1377**	351
1702562	**74-1257**	102, 350
1702622	**74-1184**	102, 350
1702623	**74-1090**	102, 350
1702636	**74-1378**	350
1702640	**74-1379**	350
1702641	**74-1380**	102, 350
1702744	**74-1381**	102, 350
1702745	**74-1382**	101, 102, 350
1702748	**74-1383**	102, 350
1702751	**74-1259**	102, 350
1702752	**74-1304**	101, 350
1702796	**74-1345**	102, 350
1702797	**74-1346**	102, 350
1702850	**74-1384**	101, 107, 349
1702875	**28-2375**	348
1702878	**74-1462**	101, 107, 349
1702909	**74-1385**	102, 350
2162515	**68-1496**	353
2162667	**68-1215**	353
2162669	**68-1167**	247, 353
2162681	**26-4207**	346
2162682	**68-1497**	353
2162691	**68-1168**	247, 353
2162692	**68-1263**	353
2162712	**68-1167**	247, 353
2190154	**42-1152**	355
2193910	**46-1315**	356
2193927	**42-1837**	354
2194046	**42-1734**	355
2194095	**38-1119**	353
2194145	**38-1790**	355
2194151	**42-1445**	18, 348
2194190	**38-1173**	353
2194199	**34-2252**	348
2194201	**46-1314**	2, 356
2194212	**42-1022**	355
2194224	**46-1315**	356
2194235	**42-1728**	355
2194262	**46-1315**	356
2194356	**38-1456**	354
2194400	**42-1627**	355
2194409	**42-1027**	355
2194536	**46-1528**	2, 356
2194619	**38-1790**	355
2194644	**34-1884**	352
2194761	**22-1542**	2, 352
2194774	**34-1884**	352
2195185	**38-1790**	355
2195191	**44-1886**	356
3231072	**26-4208**	352
3233926	**74-1386**	103, 349
3233930	**74-1387**	103, 349
3233943	**26-5996**	355
3233984	**28-2412**	346
3233992	**32-2162**	352
3233999	**26-3381**	123, 352
3234026	**26-2374**	238, 347
3234027	**26-2374**	238, 347
3234045	**26-2439**	240, 353
3234072	**26-4208**	352
3234073	**26-4209**	352
3234110	**22-1365**	150, 354
3234147	**26-5997**	347
3234148	**26-5998**	347
3234161	**26-5999**	347
3234167	**26-3988**	347
3234186	**26-3243**	347
3234225	**26-3244**	352
3234226	**26-3386**	346
3234227	**26-3385**	346
3234228	**26-4210**	346
3234229	**26-4211**	346
3234282	**26-6001**	346
3234371	**26-6002**	348
3234391	**26-3236**	346
3234395	**26-2414**	239, 347
3234442	**28-2376**	346
3234490	**26-6003**	346
3234492	**26-6004**	348
3234504	**26-6005**	348
3234509	**26-6006**	348
3234517	**26-6007**	348
3234551	**26-2437**	240, 353
3234572	**26-3237**	348
3234593	**26-1583**	125, 352
3234617	**26-1583**	125, 352
3234636	**26-6008**	346
3234639	**26-6009**	347
3234750	**26-1583**	125, 352
3234765	**26-3241**	352
3234782	**26-6010**	347
3234808	**74-1388**	103, 349
3234809	**74-1389**	103, 352
3234810	**26-6011**	355
3237509	**26-3244**	352
3237516	**26-3244**	352
3516010	**46-1501**	2, 4, 356
3516043	**46-1316**	2, 356
3516044	**42-1447**	84, 354
3516045	**46-1316**	2, 356
3516047	**46-1563**	2, 356
3516093	**26-6012**	348
3516095	**26-6013**	348
3516102	**51-1598**	355
3516116	**26-6014**	348
3516156	**42-1746**	356
3516172	**28-2323**	346
3516173	**28-1561**	245, 352
3516175	**28-1296**	245, 346
3516178	**28-1797**	245, 352
3516221	**68-1498**	354
3516224	**56-1331**	356
3516225	**56-1570**	356
3516273	**56-1360**	356
3516274	**28-1294**	245, 346
3516298	**26-6015**	348
3516300	**42-1626**	356
3516579	**46-1892**	356
3516586	**46-1892**	356
3517356	**28-1294**	245, 346
3517386	**62-1197**	355
3977962	**26-6016**	354
3977966	**26-3245**	162, 354
3977998	**26-6017**	162, 354
3978016	**26-4471**	354
3978030	**26-2641**	162, 354
3978085	**26-2676**	162, 354
3978169	**26-4212**	163, 354
3978270	**26-6018**	162, 354
3978271	**26-2641**	162, 354
3978272	**26-6019**	163, 354
3978278	**26-4212**	163, 354
5066440	**42-1402**	249, 355
5066441	**42-2121**	355
6150201	**26-3239**	355
6150202	**26-4898**	355
6150203	**26-4899**	355
6160024	**68-1499**	353
6230253	**32-1803**	101, 352
9321107	**28-1565**	346
9321374	**26-4213**	353
2631910001	**26-3261**	348
2631910002	**26-3246**	348
000BFW0030	**26-3244**	352
000BNH0030	**28-1792**	353
000-BNH-0030	**28-1792**	353
000-BNH-0030-S	**28-1792**	353
000-CIN-0010	**68-1529**	353
000-CIN-0010-S	**68-1529**	353
000-CIX-0030	**26-6020**	352
000-CIX-0030-S	**26-6020**	352
0101003-S	**26-5994**	353
0160014-S	**26-5995**	353
016-0179	**26-5931**	352
0160179-S	**26-5931**	352
0160179-S	**26-5931**	352
026-061-0001	**26-6021**	354
026-061-0001-S	**26-6021**	354
039-231-0000	**28-1792**	353
0420067-S	**26-3384**	352
0420067-S	**26-3384**	352
1702001-NS	**74-1015**	102, 351
1702003-NS	**74-1016**	102, 351
1702008N	**74-1261**	102, 351

OEM #	AllPoints #	Page(s)
Delfield (Cont.)		
1702110-NS	**74-1017**	102, 351
2162691-S	**68-1168**	247, 353
219-4190	**38-1173**	353
219-4212	**42-1022**	355
2194536-S	**46-1528**	2, 356
2194763KT	**46-1652**	356
2194763KT-S	**46-1652**	356
2194782KT	**44-1862**	347
2194782KT-S	**44-1862**	347
2194783KT	**44-1863**	347
2194783KT-S	**44-1863**	347
263-191-0001	**26-3261**	348
263-191-0001-S	**26-3261**	348
263-191-0002	**26-3246**	348
263-191-0002-S	**26-3249**	446
2GADM008001	**74-1461**	101, 107, 351
323-4617	**26-1583**	125, 352
3516047-S	**46-1563**	2, 356
5066441-S	**42-2121**	355
KR000753	**74-1131**	101, 349
MCC13269	**26-6120**	347
MCC13270	**26-6119**	347
MCC13276	**74-1457**	101, 107, 349
MCC13580	**74-1462**	101, 107, 349
MCC13669	**34-1369**	250, 347
MCC13799	**74-1458**	101, 107, 349
MCC14497	**74-1464**	101, 107, 349
MCC14498	**74-1019**	101, 104, 107, 349
MCC14499	**74-1020**	101, 104, 107, 349
MCC14699	**26-1877**	161, 355
MCC15185	**46-1893**	356
MCC15742	**74-1460**	101, 107, 349
MCC15799	**26-1878**	161, 355
MCC17928	**42-2128**	348
MCC203	**74-1273**	101, 105, 107, 349
MCC2500	**26-1580**	123, 352
MCC2FAB0241017	**28-1295**	245, 346
MCC2FAB-0241-017	**28-1295**	245, 346
MCC2FAM0239025	**68-1169**	247, 353
MCC2FAM-0239-025	**68-1169**	247, 353
MCC2GAD-M008-001	**74-1461**	101, 107, 351
MCC2HAH0701001	**26-1886**	128, 346
MCC2HAH-0701-001	**26-1886**	128, 346
MCC2HAH0702001	**26-1885**	128, 346
MCC2HAH-0702-001	**26-1885**	128, 346
MCC2HAH0703001	**26-1888**	128, 346
MCC2HAH-0703-001	**26-1888**	128, 346
MCC2HAH0704001	**26-1887**	128, 346
MCC2HAH-0704-001	**26-1887**	128, 346
MCC2THC-0064-035	**46-1317**	2, 3, 356
MCC2THC-M000-001	**46-1537**	3, 5, 356
MCC596	**26-2422**	239, 347
MCC597	**26-2423**	239, 347
MCC605	**74-1025**	101, 107, 349
MCC606	**74-1026**	101, 107, 349
MCC673	**74-1459**	101, 107, 349
MCC732	**26-3099**	162, 354
RF000021	**68-1225**	353
RF000021-S	**68-1225**	353
RF000022	**68-1245**	353
RF000022-S	**68-1245**	353
RF000022-S	**68-1245**	353
RF000059	**44-1864**	347
RF000059-S	**44-1864**	347
RF000060	**44-1865**	347
RF000060-S	**44-1865**	347
RF000066	**26-5932**	352
RF000066-S	**26-5932**	352
RF000072	**42-1626**	356
RF000072-S	**42-1626**	356
RF000073	**26-6022**	346
RF000073-S	**26-6022**	346
SEP00027	**26-1581**	123, 352
SEP90115	**68-1500**	353
SEP90115KT	**68-1500**	353
SEP90115KT-S	**68-1500**	353
TBP20003	**56-1033**	302, 356
TBP30001	**74-1158**	102, 351
TBP30002	**28-1644**	354
TBP30003	**28-1675**	354
TBP30033	**46-1877**	347
TBP60017	**74-1125**	101, 349
TBRF0022	**44-1866**	354
TBRF0022-S	**44-1866**	354
XTB00006	**44-1867**	354
XTB00006-S	**44-1867**	354
Dormont		
3/4CSC-P-HH-48	**32-1957**	322
3/4CSC-P-HH-60	**32-1958**	322
52-1214-57	**32-1732**	322
52-2224-57	**32-1733**	322
71-1115-48	**32-1626**	322
71-1418-48	**32-1732**	322
71-1428-48	**32-1733**	322
72-2124-48	**32-1724**	322
72-2124-72	**32-1725**	322
72-2125-48	**32-1627**	322
9850-1212	**26-3971**	322
9850-2222	**26-3998**	322
CBMX-CP1L	**76-1323**	312
CBMX-CP1L-RF	**76-1380**	313
CBMX-CP1S	**76-1324**	312
CBMX-CP1S-RF	**76-1381**	313
CBMXR-L-CBSC	**76-1380**	313
CBMXR-S-CBSC	**76-1381**	313
CBMX-S2L	**76-1321**	312
CBMX-S2L-PM	**76-1384**	312
CBMX-S2S	**76-1322**	312
CBMX-S2S-PM	**76-1385**	312
CBMX-S3L	**76-1319**	312
CBMX-S3L-PM	**76-1382**	312
CBMX-S3S	**76-1320**	312
CBMX-S3S-PM	**76-1383**	312
CLDBMAXR-BL-CB	**76-1392**	312
CLDBMX-S1B	**76-1329**	312
CLDBMX-S1B-PM	**76-1392**	312
CLDBMX-S2B	**76-1328**	312
CLDBMX-S2B-PM	**76-1391**	312
CLDBMX-S2L	**76-1327**	312
CLDBMX-S2L-PM	**76-1390**	312
CLDBMX-S3B	**76-1326**	312
CLDBMX-S3B-PM	**76-1389**	312
CLDBMX-S3L	**76-1325**	312
CLDBMX-S3L-PM	**76-1388**	312
DOR-OF110RM	**76-1336**	312
DOR-OF120RM	**76-1335**	312
HSR-BL-SED-1M	**76-1393**	313
HSR-BL-SED-20M	**76-1362**	313
HSR-BL-SED-50M	**76-1361**	313
HSR-BL-SED-5M	**76-1360**	313
HSR-BS-SED-20M	**76-1365**	313
HSR-BS-SED-5M	**76-1363**	313
HSR-CR-CFS717	**76-1377**	313
HSR-CR-CFS8112-S	**76-1376**	313
HSR-EP-2000	**76-1375**	313
HSR-EP-4000	**76-1374**	313
HSR-EP-4CB5-K	**76-1372**	313
HSR-EP-4CB5-S	**76-1371**	313
HSR-EP-7CB5	**76-1373**	313
HSR-EP-BH	**76-1370**	313
HSR-EP-CROCS	**76-1369**	313
HSR-EP-MC	**76-1368**	313
HSR-EP-MH	**76-1367**	313
HSR-EP-XC	**76-1366**	313
HSR-IL-AC-10N	**76-1345**	314
HSR-IL-AC-6N	**76-1341**	314
HSR-IL-AC-6QC	**76-1340**	314
HSR-IL-ACPB-10QC	**76-1348**	314
HSR-IL-ACSC-10N	**76-1343**	314
HSR-IL-ACSC-10QC	**76-1346**	314
HSR-IL-ACSC-6N	**76-1339**	314
HSR-IL-ACSC-6QC	**76-1338**	314
HSR-IL-AWAC-10N	**76-1347**	314
HSR-IL-AWAC-10QC	**76-1344**	314
HSR-IL-AWAC-12QC	**76-1342**	314
HSR-L-AC	**76-1349**	313
HSR-L-CB5M	**76-1378**	313
HSR-L-SED-1M	**76-1354**	313
HSR-L-SED-50M	**76-1353**	313
HSR-L-SED-5M	**76-1352**	313
HSR-L-SED-5MG	**76-1351**	313
HS-RO-200GPD	**76-1318**	314
HS-RO-300GPD	**76-1317**	314
HSR-S-AC	**76-1350**	313
HSR-S-SED-10M	**76-1359**	313
HSR-S-SED-1M	**76-1358**	313
HSR-S-SED-50M	**76-1357**	313
HSR-S-SED-5M	**76-1356**	313
HSR-S-SED-5MG	**76-1355**	313
HS-SOFT-MINI-4K	**76-1316**	314
HS-SOFT-MINI-8K	**76-1315**	314
IMIKFS-01D	**32-1870**	323
PS	**28-1284**	234
STMAXR-S-ACSC	**76-1337**	313

OEM #	AllPoints #	Page(s)
Dormont (Cont.)		
STMAXR-S-CB	**76-1379**	313
STMMAX-S1L	**76-1313**	312
STMMAX-S1S	**76-1314**	312
STMMAX-S3L-LS	**76-1311**	312
STMMAX-S3LP	**76-1309**	312
STMMAX-S3LP-LS	**76-1308**	312
STMMAX-S3L-PM	**76-1332**	312
STMMAX-S3LP-PM	**76-1330**	312
STMMAX-S3LPS-PM	**76-1331**	312
STMMAX-S3S	**76-1310**	312
STMMAX-S3S-LS	**76-1312**	312
STMMAX-S3S-PM	**76-1334**	312
STMMAX-S3SS-PM	**76-1333**	312
W252Q	**26-3971**	322
W25BP36	**32-2128**	322
W25BP48	**32-2129**	322
W25BP60	**32-2130**	322
W25QD	**26-5799**	322
W372Q	**26-3998**	322
W37BP36	**32-2131**	322
W37BP48	**32-2132**	322
W37BP60	**32-2133**	322
W37QD	**26-5800**	322
W50BP36	**32-2134**	322
W50BP48	**32-2135**	322
W50BP60	**32-2136**	322
W50QD	**26-5801**	322
W75BP36	**32-2137**	322
W75BP48	**32-2138**	322
W75BP60	**32-2139**	322
W75QD	**26-5802**	322
WD20	**76-1024**	298
WD-20	**76-1024**	298
WD25	**76-1025**	298
WD-25	**76-1025**	298
WD35	**76-1026**	298
WD-35	**76-1026**	298
WD50	**76-1027**	298
WD-50	**76-1027**	298
Duke		
2113	**42-1022**	355
2139	**38-1330**	223
153156	**44-1083**	82
155695	**28-1407**	262
156634	**28-1407**	262
254788	**46-1661**	2
2113-2	**42-1022**	355
2139-2	**38-1330**	223
4788-2	**46-1661**	2
Electrofreeze		
111875	**32-1729**	357
116089	**26-4473**	358
119989	**46-1587**	358
133098	**28-1503**	357
137334	**26-3642**	357
137362	**28-1512**	357
137686	**26-3642**	357
138184	**32-1695**	357
151094	**68-1246**	357
155442	**46-1587**	358
158014	**32-1805**	217, 357
159295	**32-1536**	357
159309	**32-1722**	357
160500	**32-1533**	357
160501	**32-1709**	357
160554	**32-1531**	357
160557	**32-1721**	357
160562	**32-1508**	357
160582	**32-1530**	357
160583	**32-1715**	357
160584	**32-1714**	357
160610	**32-1941**	357
160611	**32-1720**	357
160620	**32-1657**	357
162625	**22-1536**	357
196079	**28-1463**	357
199019	**28-1484**	357
199020	**32-1689**	358
199032	**56-1321**	358
114176-01	**42-1875**	358
158054A	**85-1111**	213, 357
Embraco		
EM30HHR	**88-1906**	55
EM45HHR1	**88-1907**	55
EM45HNR	**88-1907**	55
EMI55HER1	**88-1877**	55
EMIS30HHR1	**88-1906**	55
FF10HBK1	**88-1880**	55
FF7.5HBK1	**88-1878**	55
FF8.5HBK1	**88-1879**	55
FFI10HBX1	**88-1881**	55
FFI12HBX1	**88-1882**	55
J6220Z	**88-1918**	55
NB5132Z	**88-1912**	55
NB5144Z	**88-1913**	55
NE2121Z1	**88-1908**	55
NE2125GK	**88-1919**	55
NE2130Z1	**88-1909**	55
NE2134Z1	**88-1910**	55
NE5160Z	**88-1914**	55
NE6170Z	**88-1915**	55
NE6210Z	**88-1916**	55
NE9213GK	**88-1922**	55
NEK2121GK1	**88-1919**	55
NEK2125GK1	**88-1890**	55
NEK2134GK1	**88-1891**	55
NEK2140z1	**88-1911**	55
NEK2150GK1	**88-1892**	55
NEK2150GK2	**88-1893**	55
NEK6132Z1	**88-1912**	55
NEK6144Z1	**88-1913**	55
NEK6160Z1	**88-1914**	55
NEK6170Z1	**88-1915**	55
NEK6181GK1	**88-1898**	55
NEK6181GK2	**88-1899**	55
NEK6187Z1	**88-1883**	55
NEK6210GK1	**88-1900**	55
NEK6210GK2	**88-1901**	55
NEK6212Z1	**88-1916**	55
NEK6213GK1	**88-1922**	55
NEK6214Z1	**88-1884**	55
NEK6214Z2	**88-1885**	55
NJ2192GK1	**88-1920**	55
NJ221GK	**88-1921**	55
NJ6220Z1	**88-1918**	55
NT2168GKV1	**88-1894**	55
NT2168GKV2	**88-1895**	55
NT2180GKV1	**88-1896**	55
NT2180GKV2	**88-1897**	55
NT2212GKV1	**88-1921**	55
NT6215Z1	**88-1886**	55
NT6215Z2	**88-1887**	55
NT6217Z1	**88-1888**	55
NT6217Z2	**88-1889**	55
NT6220GKV1	**88-1902**	55
NT6220GKV2	**88-1903**	55
NT6220Z1	**88-1917**	55
NT6222GKV1	**88-1923**	55
NT6224GKV1	**88-1904**	55
NT6224GKV2	**88-1905**	55
NT6226GK	**88-1924**	55
NT6226GKV1	**88-1924**	55
T6220GK	**88-1923**	55
Everpure		
151120	**32-1890**	303
158096	**32-1662**	311
307019	**76-1221**	305
307119	**32-1659**	305
309504	**32-1662**	311
310214	**32-1662**	311
621410	**85-1255**	311, 321
910091	**76-1186**	311
910908	**76-1117**	302
925914	**76-1231**	303
927222	**76-1235**	303
927223	**76-1179**	303
927241	**76-1233**	303
932401	**76-1412**	308
953420	**76-1203**	303
953426	**76-1203**	303
961200	**76-1193**	306
961201	**76-1193**	306
961205	**76-1174**	309
961206	**76-1174**	309
961221	**76-1162**	308, 402
961222	**76-1162**	308, 402
961226	**76-1162**	308, 402
961227	**76-1162**	308, 402
961231	**76-1164**	308
961232	**76-1164**	308
961236	**76-1164**	308
961237	**76-1164**	308
961250	**76-1193**	306

Everpure (Cont.)

OEM #	AllPoints #	Page(s)
961251	**76-1193**	306
961255	**76-1174**	309
961256	**76-1174**	309
961301	**76-1173**	306
961306	**76-1173**	306
961309	**76-1166**	309
961310	**76-1166**	309
961321	**76-1173**	306
961326	**76-1173**	306
961396	**76-1166**	309
961397	**76-1166**	309
961711	**76-1411**	305
961716	**76-1411**	305
961801	**76-1170**	306
961802	**76-1170**	306
961806	**76-1170**	306
961807	**76-1170**	306
961811	**76-1161**	305
961816	**76-1161**	305
961821	**76-1288**	308
961826	**76-1288**	308
961901	**76-1190**	311
961906	**76-1190**	311
962501	**76-1161**	305
962506	**76-1161**	305
979580	**76-1195**	303
979590	**76-1171**	303
979601	**32-1678**	305, 311
979721	**76-1232**	304
979835	**32-1678**	305, 311
979902	**76-1163**	305
1511-20	**32-1890**	303
153194-04	**76-1250**	303
153194-06	**76-1250**	303
153195-06	**76-1271**	303
155014-43	**76-1117**	302
1580-96	**32-1662**	311
3070-19	**76-1221**	305
3071-19	**32-1659**	305
3095-04	**32-1662**	311
3102-14	**32-1662**	311
3112-38	**76-1271**	303
3112-39	**76-1250**	303
3112-40	**32-1890**	303
6214-10	**85-1255**	311, 321
6500-50	**85-1255**	311, 321
7CB5S	**76-1288**	308
7CB5-S	**76-1288**	308
9100-02	**76-1116**	302
9100-91	**76-1186**	311
9259-12	**76-1231**	303
9259-14	**76-1231**	303
9272-22	**76-1235**	303
9272-23	**76-1179**	303
9272-41	**76-1233**	303
9324-01	**76-1412**	308
9534-20	**76-1203**	303
9534-26	**76-1203**	303
9612-00	**76-1193**	306
9612-01	**76-1193**	306
9612-05	**76-1174**	309
9612-06	**76-1174**	309
9612-21	**76-1162**	308, 402
9612-22	**76-1162**	308, 402
9612-26	**76-1162**	308, 402
9612-27	**76-1162**	308, 402
9612-31	**76-1164**	308
9612-32	**76-1164**	308
9612-36	**76-1164**	308
9612-37	**76-1164**	308
9612-50	**76-1193**	306
9612-51	**76-1193**	306
9612-55	**76-1174**	309
9612-56	**76-1174**	309
9613-01	**76-1173**	306
9613-06	**76-1173**	306
9613-09	**76-1166**	309
9613-10	**76-1166**	309
9613-21	**76-1173**	306
9613-26	**76-1173**	306
9613-96	**76-1166**	309
9613-97	**76-1166**	309
9616-02	**76-1164**	308
9617-11	**76-1411**	305
9617-16	**76-1411**	305
9618-01	**76-1170**	306
9618-02	**76-1170**	306
9618-06	**76-1170**	306
9618-07	**76-1170**	306
9618-11	**76-1161**	305
9618-12	**76-1170**	306
9618-16	**76-1161**	305
9618-21	**76-1288**	308
9618-26	**76-1288**	308
9619-01	**76-1190**	311
9619-06	**76-1190**	311
9619-12	**76-1190**	311
9625-01	**76-1161**	305
9625-06	**76-1161**	305
9795-21	**76-1195**	303
9795-71	**76-1171**	303
9795-80	**76-1195**	303
9795-90	**76-1171**	303
9796-01	**32-1678**	305, 311
9797-00	**76-1232**	304
9797-21	**76-1232**	304
9799-02	**76-1163**	305
EV307019	**76-1221**	305
EV307119	**32-1659**	305
EV308040	**28-2387**	305
EV3080-40	**28-2387**	305
EV311238	**76-1271**	303
EV311239	**76-1250**	303
EV311240	**32-1890**	303
EV311409	**62-1193**	303
EV3114-09	**62-1193**	303
EV433906	**76-1413**	304
EV4339-06	**76-1413**	304
EV433910	**76-1414**	307
EV4339-10	**76-1414**	307
EV433911	**76-1415**	307
EV4339-11	**76-1415**	307
EV433912	**76-1416**	307
EV4339-12	**76-1416**	307
EV433913	**76-1417**	304, 307
EV4339-13	**76-1417**	304, 307
EV433914	**76-1418**	304
EV4339-14	**76-1418**	304
EV433923	**76-1419**	304, 307
EV4339-23	**76-1419**	304, 307
EV433925	**76-1420**	304, 307
EV4339-25	**76-1420**	304, 307
EV433940	**76-1421**	304
EV4339-40	**76-1421**	304
EV910002	**76-1116**	302
EV9100-02	**76-1116**	302
EV910006	**76-1399**	306
EV9100-06	**76-1399**	306
EV910007	**76-1400**	306
EV9100-07	**76-1400**	306
EV910037	**76-1401**	310
EV9100-37	**76-1401**	310
EV910091	**76-1186**	311
EV910534	**76-1402**	310
EV9105-34	**76-1402**	310
EV910815	**76-1118**	302
EV9108-15	**76-1118**	302
EV910908	**76-1117**	302
EV9109-08	**76-1117**	302
EV925914	**76-1231**	303
EV927200	**76-1403**	306
EV9272-00	**76-1403**	306
EV927222	**76-1235**	303
EV927223	**76-1179**	303
EV927241	**76-1233**	303
EV927501	**76-1422**	309
EV9275-01	**76-1422**	309
EV927502	**76-1423**	309
EV9275-02	**76-1423**	309
EV927503	**76-1424**	309
EV9275-03	**76-1424**	309
EV927560	**76-1425**	306
EV9275-60	**76-1425**	306
EV927570	**76-1426**	311
EV9275-70	**76-1426**	311
EV927811	**76-1427**	310
EV9278-11	**76-1427**	310
EV927812	**76-1428**	310
EV9278-12	**76-1428**	310
EV927813	**76-1429**	310
EV9278-13	**76-1429**	310
EV929422	**76-1430**	303
EV9294-22	**76-1430**	303
EV929423	**76-1431**	303
EV9294-23	**76-1431**	303
EV929424	**76-1432**	303
EV9294-24	**76-1432**	303
EV932401	**76-1412**	308
EV932402	**76-1433**	308

OEM #	AllPoints #	Page(s)
Everpure (Cont.)		
EV9324-02	**76-1433**	308
EV932421	**76-1434**	308
EV9324-21	**76-1434**	308
EV932422	**76-1404**	308
EV9324-22	**76-1404**	308
EV932503	**76-1435**	308
EV9325-03	**76-1435**	308
EV932523	**76-1436**	308
EV9325-23	**76-1436**	308
EV932711	**76-1437**	310
EV9327-11	**76-1437**	310
EV932712	**76-1438**	310
EV9327-12	**76-1438**	310
EV932713	**76-1439**	310
EV9327-13	**76-1439**	310
EV932714	**76-1440**	310
EV9327-14	**76-1440**	310
EV932773	**76-1441**	308
EV9327-73	**76-1441**	308
EV932801	**76-1442**	309
EV9328-01	**76-1442**	309
EV932802	**76-1443**	309
EV9328-02	**76-1443**	309
EV932803	**76-1444**	309
EV9328-03	**76-1444**	309
EV932844	**76-1445**	309
EV9328-44	**76-1445**	309
EV932873	**76-1446**	309
EV9328-73	**76-1446**	309
EV932874	**76-1447**	309
EV9328-74	**76-1447**	309
EV933611	**76-1448**	303
EV9336-11	**76-1448**	303
EV953420	**76-1203**	303
EV953426	**76-1203**	303
EV960601	**76-1449**	308
EV9606-01	**76-1449**	308
EV960704	**76-1406**	309
EV9607-04	**76-1406**	309
EV960710	**76-1450**	307
EV9607-10	**76-1450**	307
EV960725	**76-1451**	307
EV9607-25	**76-1451**	307
EV961222	**76-1162**	308, 402
EV961227	**76-1162**	308, 402
EV961232	**76-1164**	308
EV961237	**76-1164**	308
EV961250	**76-1193**	306
EV961251	**76-1193**	306
EV961255	**76-1174**	309
EV961256	**76-1174**	309
EV961310	**76-1166**	309
EV961321	**76-1173**	306
EV961326	**76-1173**	306
EV961397	**76-1166**	309
EV961716	**76-1411**	305
EV961726	**76-1452**	308
EV9617-26	**76-1452**	308
EV961802	**76-1170**	306
EV961807	**76-1170**	306
EV961811	**76-1161**	305
EV961816	**76-1161**	305
EV961821	**76-1288**	308
EV961826	**76-1288**	308
EV961901	**76-1190**	311
EV961906	**76-1190**	311
EV963406	**76-1454**	311
EV9634-06	**76-1454**	311
EV963506	**76-1455**	311
EV9635-06	**76-1455**	311
EV9655-11	**76-1394**	366
EV969221	**76-1456**	305, 309
EV9692-21	**76-1456**	305, 309
EV969231	**76-1457**	308
EV9692-31	**76-1457**	308
EV969261	**76-1458**	305, 309
EV9692-61	**76-1458**	305, 309
EV969301	**76-1459**	310
EV9693-01	**76-1459**	310
EV969321	**76-1460**	305, 309
EV9693-21	**76-1460**	305, 309
EV969331	**76-1461**	308
EV9693-31	**76-1461**	308
EV969361	**76-1462**	305, 309
EV9693-61	**76-1462**	305, 309
EV979580	**76-1195**	303
EV979590	**76-1171**	303
EV979720	**76-1463**	304
EV9797-20	**76-1463**	304
EV979721	**76-1232**	304
EV979722	**76-1464**	304
EV9797-22	**76-1464**	304
EV979750	**76-1465**	304
EV9797-50	**76-1465**	304
EV979835	**32-1678**	305, 311
EV979845	**76-1409**	306, 308
EV9798-45	**76-1409**	306, 308
EV979902	**76-1163**	305
EV979942	**76-1466**	305
EV9799-42	**76-1466**	305
HFC-10	**76-1186**	311
QC71-ESO6	**76-1468**	307
QC71-ESO7	**76-1469**	307
QC71-MH	**76-1467**	306
Fogel		
CL36	**23-202**	358
CL51	**23-202**	358
CT-35A	**46-1329**	3, 4, 358
CT-35-CH	**46-1531**	2, 3, 5, 358
CT-35L	**46-1329**	3, 4, 358
GA-214-B	**74-1326**	100, 105, 358
HA-349-A	**26-1583**	125, 358
Furnas		
41NB30AGM	**44-1156**	401
41NB30AGP	**44-1156**	401
42BE35AG106	**44-1071**	82
42BF35AG	**44-1071**	82
GE		
XNC21X10	**26-1236**	240
XNC21X17	**26-1236**	240
XNC21X24	**26-1236**	240
XNC25X68	**38-1008**	396
XNC6X116	**44-1609**	82
XNC6X117	**44-1610**	82
XNC6X119	**44-1610**	82
XNC6X120	**44-1613**	82
XNC6X121	**44-1069**	82
XNC6X122	**44-1071**	82
XNC6X124	**44-1069**	82
XNC6X125	**44-1071**	82
XNC6X126	**44-1073**	82
XNC6X127	**44-1075**	82
XNC6X129	**44-1075**	82
XNC6X130	**44-1085**	82
XNC6X131	**44-1087**	82
XNC6X2	**44-1075**	82
XND16X2	**56-1033**	302
XND16X49	**62-1013**	16
XND16X5	**56-1033**	302
XND16X50	**62-1012**	16
XND25X5	**38-1008**	396
Glastender		
01000527	**32-2163**	359
01000550	**42-2124**	359
01000571	**28-2383**	359
01000572	**68-1509**	359
01000653	**32-2164**	359
01000656	**32-2165**	359
01000684	**32-2166**	359
01000692	**32-2167**	359
01000693	**32-2168**	359
01000770	**28-2384**	359
01001270	**68-1510**	359
06001304	**74-1265**	103, 360
06001307	**74-1266**	103, 360
06001309	**74-1267**	103, 360
06001372	**26-6033**	361
06001373	**26-6034**	361
06001383	**28-1797**	245, 352
06001395	**28-1295**	245, 359
06001397	**42-2125**	362
06001400	**26-6035**	163, 361
06001401	**26-6036**	162, 361
06001405	**46-1878**	362
06001424	**28-2386**	360
06001445	**68-1517**	361
06001453	**68-1511**	360
06001565	**23-203**	329, 361
06004390	**74-1396**	103, 360
07000130	**74-1394**	103, 360
07000131	**74-1395**	103, 360
07000156	**42-2122**	362
07000162	**26-6037**	162, 361
07000213	**26-6031**	360
07000214	**26-6032**	360
07000238	**28-2381**	360

OEM #	AllPoints #	Page(s)
Glastender (Cont.)		
07000239	**28-2382**	360
07000257	**42-2123**	359
08000081	**26-5948**	431
08000085	**68-1507**	361
08000131	**38-1785**	361
09000298	**28-1294**	245, 359
09000336	**68-1237**	333
11000068	**74-1393**	103, 360
11000069	**74-1392**	103, 360
GT031307	**74-1265**	103, 360
GT-031307	**74-1265**	103, 360
GT031312	**74-1394**	103, 360
GT-031312	**74-1394**	103, 360
GT031317	**74-1266**	103, 360
GT-031317	**74-1266**	103, 360
GT031321	**74-1393**	103, 360
GT-031321	**74-1393**	103, 360
GT031322	**74-1392**	103, 360
GT-031322	**74-1392**	103, 360
GT031323	**74-1267**	103, 360
GT-031323	**74-1267**	103, 360
GT031325	**74-1395**	103, 360
GT-031325	**74-1395**	103, 360
GT031752	**32-2163**	359
GT-031752	**32-2163**	359
GT032120	**26-6033**	361
GT-032120	**26-6033**	361
GT032121	**26-6034**	361
GT-032121	**26-6034**	361
GT032301	**28-1797**	361
GT-032301	**28-1797**	361
GT032801	**26-5948**	431
GT-032801	**26-5948**	431
GT032802	**28-1295**	245, 359, 362
GT-032802	**28-1295**	245, 359, 362
GT032804	**28-1294**	245, 359
GT-032804	**28-1294**	245, 359
GT033000	**42-2125**	362
GT-033000	**42-2125**	362
GT033001	**42-2122**	362
GT-033001	**42-2122**	362
GT033102	**26-6035**	163, 361
GT-033102	**26-6035**	163, 361
GT033103	**26-6036**	162, 361
GT-033103	**26-6036**	162, 361
GT033108	**26-6037**	162, 361
GT-033108	**26-6037**	162, 361
GT033202	**46-1878**	362
GT-033202	**46-1878**	362
GT033401	**42-2123**	359
GT-033401	**42-2123**	359
GT033402	**42-2124**	359
GT-033402	**42-2124**	359
GT034505	**28-2383**	359
GT-034505	**28-2383**	359
GT034507	**68-1509**	359
GT-034507	**68-1509**	359
GT034925	**28-2386**	360
GT-034925	**28-2386**	360
GT034929	**38-1785**	361
GT-034929	**38-1785**	361
GT035106	**68-1507**	361
GT-035106	**68-1507**	361
GT035107	**68-1517**	361
GT-035107	**68-1517**	361
GT035109	**68-1237**	333
GT-035109	**68-1237**	333
GT035129	**68-1511**	360
GT-035129	**68-1511**	360
GT036214	**26-6031**	360
GT-036214	**26-6031**	360
GT036216	**26-6032**	360
GT-036216	**26-6032**	360
GT036300	**32-2164**	359
GT-036300	**32-2164**	359
GT036303	**32-2165**	359
GT-036303	**32-2165**	359
GT037200	**32-2166**	359
GT-037200	**32-2166**	359
GT037425	**32-2167**	359
GT-037425	**32-2167**	359
GT037426	**32-2168**	359
GT-037426	**32-2168**	359
GT038435	**23-202**	329, 358, 361, 363, 371, 393, 429, 431
GT-038435	**23-202**	329, 358, 361, 363, 371, 393, 429, 431
GT038437	**28-2381**	360
GT-038437	**28-2381**	360
GT038438	**28-2382**	360
GT-038438	**28-2382**	360
GT038468	**23-203**	329, 361, 397, 415
GT-038468	**23-203**	329, 361, 397, 415
GT040914	**28-2384**	359
GT-040914	**28-2384**	359
Glenco		
2ELS0243-006	**42-1408**	249, 363
2ELS0243-007	**42-1406**	249, 363
2FAB0241-017	**28-1295**	245, 362
2FAM0239025	**68-1169**	247, 363
2GAD0691-001	**74-1021**	104, 107, 363
2GAD0691-021	**74-1022**	104, 107, 363
2GAD0691-022	**74-1019**	101, 104, 107, 363
2GAD0691-024	**74-1020**	101, 104, 107, 363
2HAH-0476	**26-6002**	362
2HAH0700-001	**21-351**	129, 362
2HAH0701-001	**26-1886**	128, 362
2HAH0702-001	**26-1885**	128, 362
2HAH0703-001	**26-1888**	128, 362
2HAH0704-001	**26-1887**	128, 362
2HAL0077-001	**22-1098**	131, 363
2HAL-0077-001	**22-1098**	131, 363
2HAL0880-001	**26-1583**	125, 363
2HAL0880-003	**26-1583**	125, 363
2LEG0304-011	**26-2422**	239, 362
2LEG0304-012	**26-2423**	239, 362
2PIL0232-004	**26-1877**	161, 363
2PIL0232-009	**23-202**	329, 363
2PIL0738-001	**26-1880**	161, 363
2SHW0536-022	**26-2652**	162, 363
2THC0064-030	**46-1318**	363
2THC0064-035	**46-1317**	2, 3, 363
2THC0064-035B	**46-1319**	363
4-14164-03	**26-1880**	161, 363
SP-037-2	**42-1014**	363
SP232-4	**26-1877**	161, 363
SP232-9	**23-202**	363
SP241-17	**28-1295**	362
SP243-7	**42-1406**	249, 363
SP37-2	**42-1014**	363
SP476	**26-6002**	348, 362
SP536-22	**26-2652**	162, 363
SP64-14	**46-1329**	3, 4, 363
SP64-30	**46-1329**	3, 4, 363
SP64-33	**46-1329**	3, 4, 363
SP64-35	**46-1317**	2, 3, 363
SP64-44	**46-1317**	2, 3, 363
SP-691-1	**74-1021**	104, 107, 363
SP691-21	**74-1022**	104, 107, 363
SP-691-22	**74-1019**	101, 104, 107, 363
SP691-24	**74-1020**	101, 104, 107, 363
SP700-1	**21-351**	129, 362
SP701-1	**26-1886**	128, 362
SP702-1	**26-1885**	128, 362
SP703-1	**26-1888**	128, 362
SP704-1	**26-1887**	128, 362
SP738-1	**26-1880**	161, 363
SP77-1	**22-1098**	131, 363
SP880-1	**26-1583**	125, 363
SP880-3	**26-1583**	125, 363
SP-880-3	**26-1583**	125, 363
Grindmaster (Crathco)		
1008	**26-3152**	345
1012	**32-1294**	345
1013	**32-1282**	345
1059	**46-1297**	2, 345
1068	**68-1042**	345
1092	**32-1277**	345
1116	**32-1349**	345
1161	**28-1782**	345
1261	**32-1278**	345
1288	**32-1350**	345
1351	**68-1341**	345
1734	**26-1955**	345
1735	**32-1279**	345
1740	**26-5621**	345
1741	**32-1434**	345
2009	**32-1280**	345
2010	**32-1283**	345

OEM #	AllPoints #	Page(s)
Grindmaster (Crathco) (Cont.)		
2012	**26-1956**	345
2231	**28-1270**	345
2232	**28-1271**	345
2240	**32-1351**	345
2243	**26-2310**	345
2266	**22-1308**	345
2802	**28-1871**	345
2910	**32-1280**	345
3220	**26-1957**	345
3587	**26-3152**	345
3629	**32-1280**	345
514009	**44-1069**	82
522026	**32-1082**	293
522027	**32-1083**	293
522069	**26-1025**	291
522094	**56-1196**	291
522101	**26-1026**	291
522102	**32-1080**	292
522119	**26-1020**	292
522120	**26-1019**	292
522132	**28-1084**	292
522133	**22-1001**	292
537039	**22-1114**	292
537047	**28-1083**	292
537048	**51-1097**	292
537049	**51-1213**	292
537075	**26-1740**	292
725037	**44-1069**	82
1008M	**28-2417**	345
1010A	**32-1281**	345
1161M	**28-2416**	345
522032(9-1/2)	**32-1075**	293
A514009	**44-1069**	82
A522026	**32-1082**	293
A522069	**26-1025**	291
A522094	**56-1196**	291
A522101	**26-1026**	291
A522102	**32-1080**	292
A522120	**26-1019**	292
A537075	**26-1740**	292
A958	**26-1022**	293
Hobart		
239041	**26-2646**	162, 364
239086	**46-1329**	3, 4, 364
239088	**46-1331**	3, 4, 364
239740	**26-1881**	161, 364
261629	**26-1573**	124, 364
267274	**46-1321**	3, 364
267275	**46-1334**	3, 364
280502	**26-2635**	151, 152, 158, 364
234301-301	**76-1174**	309
234301-304	**76-1166**	309
234301-313	**76-1173**	306
234301-316	**76-1164**	308
234301-331	**76-1163**	305
234301-963	**76-1203**	303
234301-972	**13-468**	319
234301-983	**76-1410**	380
249555-1	**74-1268**	104, 364
265578-1	**74-1104**	104, 111, 115, 364
266379-1	**74-1102**	104, 364
268821-2	**74-1023**	104, 115, 364
268821-3	**74-1024**	104, 115, 364
280984-10	**74-1104**	104, 111, 115, 364
280984-2	**74-1023**	104, 115, 364
280984-3	**74-1024**	104, 115, 364
280984-5	**74-1269**	104, 115, 364
Hoshizaki		
102936-04	**28-2352**	366
103121-03	**28-1712**	367
104322-01	**28-1769**	364
104324-02	**28-1713**	364
104797-01	**28-1770**	369
105012-01	**28-1771**	364
105409-01	**28-2353**	369
10540A801	**28-2361**	369
10540A8-01	**28-2361**	369
105410-01	**28-2354**	369
1A0260-01	**28-1714**	369
1A0260-02	**28-1715**	369
1A0548-01	**28-2355**	367
204451-02	**28-1622**	367
206013G03	**26-5984**	367
208283G03	**28-1716**	366
208586-01	**28-1717**	366
211409-01	**28-1621**	367
212088-01	**26-3392**	365
213687-01	**28-1772**	367
214243-01	**28-1773**	365
214905-01	**28-1718**	365
2A0079-01	**28-1719**	370
2A0836-01	**46-1497**	365
2A0836-02	**46-1497**	365
2A1410-02	**46-1497**	365
2U0064-01	**68-1235**	367
2U0090-01	**68-1235**	367
2U0095-01	**68-1233**	367
2U0103-01	**46-1497**	365
2U0103-02	**46-1497**	365
2U0106-01	**68-1300**	367
2U0127-01	**46-1497**	365
2U0134-01	**46-1497**	365
2U0139-01	**46-1497**	365
318145A01	**68-1251**	368
318145A02	**68-1251**	368
318857G04	**28-2360**	368
318857G-04	**28-2360**	368
321444A01	**68-1232**	368
321525G01	**26-4152**	365
322110-01	**26-4096**	369
322644-02	**28-1720**	365
322685-01	**26-4097**	369
324152-01	**28-2356**	369
324558A02	**46-1632**	370
327236G02	**26-5985**	366
3A0172-01	**44-1473**	370
3A0273-02	**74-1192**	104, 366
3A0408-01	**26-5986**	364
3A2145-01	**28-1774**	365
3A3656-06	**46-1894**	365
3A3903-01	**28-1923**	364
3U0085-01	**58-1132**	370
3U0111-01	**58-1135**	370
3U0111-04	**58-1170**	370
3U0113-01	**44-1473**	370
3U0135-01	**44-1473**	370
3U0139-01	**44-1473**	370
3U0150-01	**58-1172**	370
403014-01	**74-1132**	366
413446-01	**28-1775**	365
413854-03	**28-1776**	368
415425-01	**56-1355**	368
415949G10	**28-2357**	370
415949-G12	**28-1721**	370
418271-05	**44-1413**	368
418316-01	**26-5987**	365
420465-01	**46-1485**	369
420465-02	**46-1496**	369
426799-01	**28-1722**	365
427062-01	**44-1453**	369
427443-03	**26-4098**	364
428547-01	**74-1130**	366
428638-01	**42-1038**	369
428957-01	**26-4099**	364
429006-03	**44-1452**	369
430417-01	**42-1670**	366
433468-01	**32-1906**	366
433522-01	**28-1777**	367
433534-01	**56-1345**	370
433535-01	**42-1660**	366
433536-01	**46-1485**	369
433705-01	**28-1723**	369
434168G01	**28-1724**	370
434172-01	**44-1449**	368
435490-01	**42-1791**	366
437049G01	**28-1778**	369
437626-01	**46-1533**	3, 365
439678-01	**46-1485**	369
440355-01	**51-1146**	364
443119-01	**42-1038**	369
444193-01	**42-1659**	369
465627-01	**26-4153**	369
4A0176-01	**28-1779**	368
4A0177-01	**28-2358**	369
4A0284-1	**46-1485**	369
4A0365-01	**42-1659**	369
4A0738-01	**46-1485**	369
4A0824-01	**46-1485**	369
4A0865-01	**58-1165**	370
4A0886-01	**42-1660**	366

OEM #	AllPoints #	Page(s)
Hoshizaki (Cont.)		
4A0886-02	**42-1670**	366
4A0889-01	**42-1832**	370
4A0911-06	**58-1173**	368
4A0954-02	**46-1633**	369
4A1107-13	**44-1449**	368
4A2546-01	**42-1659**	369
4A2666-01	**56-1405**	365
4A2879-01	**46-1485**	369
4A2974-01	**74-1132**	366
4A3140-01	**44-1858**	368, 435
4A3277-01	**51-1146**	364
4A3624-01	**42-1660**	366
4A3624-02	**42-1670**	366
4A3820-01	**26-4154**	369
4A3978-01	**58-1174**	370
4A4755-01	**32-2159**	367
4A5251-09	**58-1171**	370
7611-G035	**32-1888**	367
7611-P018	**32-1889**	367
7616-G040	**32-2159**	367
7616-P048	**32-2160**	367
7716-1519	**32-1907**	366
7716-2025	**32-1908**	366
7716-2732	**32-1909**	366
7730I3812	**32-1955**	323, 366
7730I3896	**32-1905**	366
FM113	**68-1235**	367
FM115A	**68-1301**	367
FM116A	**68-1325**	367
H9655-11	**76-1394**	366
HS-0175	**68-1489**	368
HS0199	**68-1233**	367
HS-0199	**68-1233**	367
HS-0232	**68-1490**	368
HS-2142	**28-2359**	365
PA0455	**68-1251**	368
PA0461	**68-1251**	368
PA0613	**68-1232**	368
PA0759	**68-1326**	368
S-0455	**68-1251**	368
S-0461	**68-1251**	368
S-0613	**68-1232**	368
S-0730	**68-1302**	368
S-0731	**68-1303**	368
SA0001	**46-1497**	365
SP8700029	**32-2161**	369
TB0010	**46-1485**	369
TB0030	**46-1485**	369
TB0031	**46-1485**	369
TB0041	**46-1496**	369
TS003	**44-1453**	369
TS005	**44-1452**	369
Howard		
20-089	**28-2415**	371
20-099	**42-1106**	371
40-010	**26-3231**	162, 371
40-049	**23-202**	329, 371

OEM #	AllPoints #	Page(s)
Hussman		
04S018	**46-1555**	3, 371
4-S-12	**46-1555**	3, 371
4-S-18	**46-1555**	3, 371
4-S-28	**46-1555**	3, 371
4-S-4	**46-1555**	3, 371
4-S-5	**46-1329**	3, 4, 371
Ice-O-Matic		
1001879	**46-1604**	2, 373
2061962-02S	**44-1868**	373
6081036-01	**74-1391**	104, 372
9041086-01	**58-1212**	373
9041086-02	**58-1213**	373
9041086-03	**58-1214**	373
9041086-04	**58-1215**	373
9041087-03	**48-1214**	373
9041095-01	**44-1870**	372
9041104-101	**44-1869**	372
9051154-08	**28-2377**	372
9051537-01	**28-2378**	373
9101084-02	**44-1871**	373
9101124-02	**42-2119**	373
9101148-01	**42-2120**	373
9121001-06	**26-6023**	372
9131026-02	**28-2379**	372
9131111-01	**26-6024**	373
9131332-02	**26-6025**	372
9151006-08	**56-1571**	374
9151123-01	**52-1678**	374
9151123-03	**51-1599**	372
9161030-01	**68-1501**	372
9161031-01	**68-1502**	372
9161076-01	**68-1503**	373
9161079-03	**68-1504**	373
9161089-02	**68-1505**	372
9161089-03	**68-1506**	372
IOMQ	**76-1396**	372
IOMWFRC	**76-1397**	372
Jade		
2100010444	**74-1343**	105, 374
Jet Spray		
1004184	**32-1288**	376
1004227	**32-1178**	376
1004260	**26-3145**	375
1006444	**32-1289**	376
18747002	**26-4091**	376
620710142	**32-1287**	375
A1753	**68-1043**	376
A2549	**26-3147**	375
A2739	**46-1270**	2, 376
A3058	**26-3145**	375
S1506	**68-1010**	376
S1748	**26-3144**	375
S2721	**28-1361**	375
S3004	**42-1106**	376
S3169	**32-1176**	376

OEM #	AllPoints #	Page(s)
S3170	**32-1177**	375
S3273	**32-1731**	375
S3338	**28-1529**	375
S3354	**32-1179**	376
S3355	**28-1444**	375
S3357	**68-1010**	376
S3402	**28-1361**	375
S4206	**32-1178**	376
S4363	**26-1558**	376
S4381	**22-1089**	375
S6534	**28-1443**	375
S6562	**32-1284**	375
S6600	**32-1286**	375
S6657	**46-1270**	2, 376
S6670	**32-1288**	376
S6676	**32-1285**	375
S6677	**32-1289**	376
S6737	**68-1231**	375
S6854	**26-3146**	375
S6901	**32-1287**	375
S7341002	**28-1435**	375
S7737	**28-1437**	376
S7738	**28-1435**	375
Johnson Controls		
A19ABC-24C	**88-1201**	6
A19BBC-2C	**88-1202**	6
A419ABC-1C	**88-1200**	6
P20CA-164	**44-1870**	372
P20CB-4	**44-1869**	372
P28AA-1C	**88-1203**	77
P45NCA-12C	**88-1204**	77
P70AA-118C	**88-1205**	78
P70AB-12C	**88-1206**	78
P70AB-2C	**88-1207**	78
P70DA-1C	**88-1211**	78
P70LB-1C	**88-1208**	78
P70LB-6C	**88-1209**	78
P70MA-1C	**88-1210**	78
V46AA-1C	**88-1212**	77
V46AA-75	**56-1569**	383
V46AB-1C	**88-1213**	77
V46AC-1C	**88-1214**	77
V46AD-1C	**88-1215**	77
V46DA-6D	**58-1173**	368
Y70AA-1	**85-1114**	213
Kason		
930E-04	**26-3599**	134
1467	**26-3241**	352
0930E00004	**26-3599**	134
017400004	**22-1456**	130
0036000002	**26-3394**	144
0053000008	**26-3234**	139
0053500016	**26-3223**	156
0055000028	**22-1154**	139
0056005002	**26-4078**	139
0056005003	**26-4079**	139
0056005005	**26-4080**	139

Kason (Cont.)

OEM #	AllPoints #	Page(s)
0059005002	**26-1898**	139
0059005003	**26-3303**	139
0060007036	**26-4036**	161
0060007048	**26-4032**	161
0060007060	**26-4022**	161
0060007072	**26-4023**	161
0060009036	**26-4020**	161
0060009048	**26-3965**	161
0060009060	**26-3961**	161
0065000000	**26-1932**	161
0065007036	**26-1871**	161
0065007048	**26-1872**	161
0065007072	**26-1873**	161
0065009036	**26-3944**	161
0065009048	**26-4028**	161
0065009072	**26-1874**	161
0066000004	**23-202**	329, 358, 361, 363, 371, 393, 429, 431
0066000008	**23-203**	329, 361, 397, 415
0067000004	**26-1879**	161
0067000008	**26-3970**	161, 415
10930E00004	**26-3599**	134
110951325	**26-5307**	148
0139000032	**26-6203**	126
0171000004	**22-1079**	130
0172000006	**22-1093**	130
0214000004	**26-4075**	123
0215000004	**26-4047**	123
0217000004	**26-3390**	123
0217000008	**26-4076**	123
0217000012	**26-4048**	123
0218000004	**26-3383**	123
0218000008	**26-3382**	123
218000008	**26-3382**	123
0218000012	**26-3381**	123, 352, 389
0459004092	**32-1366**	296
0531000004	**22-1102**	130, 427
535000016	**26-3223**	156
0538000004	**22-1101**	130
0572000004	**22-1352**	150
0574000004	**22-1365**	150, 354
0576000004	**22-1366**	150
0930000020	**26-3595**	134
931000008	**22-1105**	134
1017400004	**22-1456**	130
1070000004	**26-3320**	126
1070000032	**26-3319**	126
1070000040	**26-6177**	126
1092000004	**26-3327**	146, 327, 377
1092000008	**26-3362**	146
1093000004	**26-1585**	146
1093000008	**26-1586**	146
1094000003	**26-2997**	146, 377
1094000025	**26-2998**	146, 148, 385
1094000029	**26-2999**	146, 148
1095000013	**26-4086**	148
1097000004	**26-1889**	148
1155600973	**26-3385**	346
1216000001	**26-1573**	124, 332, 446
1216000027	**26-1574**	333, 447
1245000028	**26-1907**	136, 390
1245000040	**26-1908**	136
1245000044	**26-3360**	136
1245000048	**26-1909**	136
1246000028	**26-3359**	136, 390
1247000002	**26-1579**	123
1247000004	**26-3003**	123, 446
1248000004	**26-1910**	136
1248000020	**26-3358**	136
1255000001	**26-1906**	136
1255000004	**26-1905**	136
1256000004	**26-1904**	136, 378
1556000004	**21-351**	129, 329, 362, 390, 415, 424, 433
1556000011	**26-1885**	128, 346, 362, 387
1556000012	**26-1886**	128, 346, 362, 387
1556000023	**26-1887**	128, 346, 362, 387
1556000024	**26-1888**	128, 346, 362, 387
1645000257	**28-1182**	242
1645000258	**28-1570**	242
1645000357	**28-1568**	242
1650000257	**26-2442**	242
1651000257	**26-2443**	242
1651000357	**26-2444**	242
1651000358	**26-3718**	242
1740000257	**28-1137**	240
1740000258	**28-1120**	240
1741000257	**26-1473**	240
1741000258	**26-2073**	240
1742000358	**28-1181**	240
1780500004	**26-2445**	240
1801000013	**38-1324**	164
1802000001	**28-1396**	164
1802000002	**26-3164**	164
1803000001	**28-1422**	164
1804000001	**28-1397**	164
1901000005	**44-1561**	166
7308000006	**22-1372**	150
7504000101	**32-1102**	297
7504000102	**32-1241**	297
9124500452	**28-2410**	136, 377
10036000002	**26-3394**	144
10053000008	**26-3234**	139
10053500016	**26-3223**	156
10055000028	**22-1154**	139
10055000112	**26-1896**	139
10056005002	**26-4078**	139
10056005003	**26-4079**	139
10056005005	**26-4080**	139
10059005002	**26-1898**	139
10059005003	**26-3303**	139
10060007048	**26-4032**	161
10060007060	**26-4022**	161
10060007072	**26-4023**	161
10060009036	**26-4020**	161
10060009048	**26-3965**	161
10060009060	**26-3961**	161
10065000000	**26-1932**	161
10065007036	**26-1871**	161
10065007048	**26-1872**	161
10065009036	**26-3944**	161
10065009048	**26-4028**	161
10065009072	**26-1874**	161
10066000004	**23-202**	329, 358, 361, 363, 371, 393, 429, 431
10066000008	**23-203**	329, 361, 397, 415
10067000004	**26-1879**	161
10067000008	**26-3970**	161, 415
10171000004	**22-1079**	130
10172000006	**22-1093**	130
10214000004	**26-4075**	123
10215000004	**26-4047**	123
10217000004	**26-3390**	123
10217000008	**26-4076**	123
10217000012	**26-4048**	123
10218000004	**26-3383**	123
10218000008	**26-3382**	123
10218000012	**26-3381**	123, 352, 389
10531000004	**22-1102**	130, 427
10538000004	**22-1101**	130
10930000020	**26-3595**	134
10931000008	**22-1105**	134
11070000004	**26-3320**	126
11070000032	**26-3319**	126
11092000004	**26-3327**	146, 327, 377
11092000008	**26-3362**	146
11093000004	**26-1585**	146
11093000008	**26-1586**	146
11094000003	**26-2997**	146, 377
11094000025	**26-2998**	146, 148, 385
11094000029	**26-2999**	146, 148
11095000013	**26-4086**	148
11097000004	**26-1889**	148
11216000001	**26-1573**	124, 332, 446
11216000027	**26-1574**	333, 447
11245000028	**26-1907**	136, 390
11245000040	**26-1908**	136
11245000044	**26-3360**	136
11245000048	**26-1909**	136
11246000028	**26-3359**	136, 390
11247000002	**26-1579**	123
11247000004	**26-3003**	123, 446
11248000004	**26-1910**	136
11248000016	**26-1911**	136
11248000020	**26-3358**	136
11248000024	**26-1912**	136
11255000001	**26-1906**	136
11255000004	**26-1905**	136
11256000004	**26-1904**	136, 378
11556000004	**26-5743**	128

OEM #	AllPoints #	Page(s)
Kason (Cont.)		
11556000011	**26-1885**	128, 346, 362, 387
11556000012	**26-1886**	128, 346, 362, 387
11556000023	**26-1887**	128, 346, 362, 387
11556000024	**26-1888**	128, 346, 362, 387
11802000001	**28-1396**	164
11802000002	**26-3164**	164
11803000001	**28-1422**	164
11804000001	**28-1397**	164
11808000000	**38-1793**	165
11901000005	**44-1561**	166
60459004301	**56-1211**	296
60465000100	**56-1295**	266
61216000031	**26-1581**	123
61650000257	**26-2442**	242
67308000008	**22-1373**	150
0055-000112	**26-1896**	139
0056LO5020	**22-1596**	139
0058CL5020	**26-3288**	139
0058LO5021	**22-1155**	139
0139-32	**26-6203**	126
0172BC0006	**26-3357**	130
0172C00006	**22-1095**	130
0174B00004	**22-1470**	130
0174BC000401	**22-1468**	130
01SA6063384	**32-1232**	94, 256
01SA6063884	**32-1233**	94, 256
01SA6064284	**32-1234**	94, 256
01SA6065184	**28-1464**	94, 256
01SA8083284	**32-1840**	94, 256
01SA8083884	**32-1853**	94, 256
01SA8084484	**32-1858**	94, 256
01SA8085084	**32-1862**	94, 256
0481A00600	**22-1529**	144
0481B00600	**22-1544**	144
0481C00600	**22-1545**	144
0533D00004	**22-1078**	131
0533D00024	**26-1588**	132
0535L00004	**26-1749**	156
0930A00004	**26-3596**	134
0930C00004	**22-1104**	135
10056L05020	**22-1596**	139
10058CL5020	**26-3288**	139
10058L05021	**22-1155**	139
10058LO5021	**22-1155**	139
10172B00006	**22-1094**	130
10172BC00006	**26-3357**	130
10172BC0006	**26-3357**	130
10172C00006	**22-1095**	130
10174B00004	**22-1470**	130
10174BC000401	**22-1468**	130
10174C0000404	**22-1469**	130
10481A00600	**22-1529**	144
10481B00600	**22-1544**	144
10481C00600	**22-1545**	144
10533D00004	**22-1078**	131
10533D00024	**26-1588**	132
10535L00004	**26-1749**	156
1070-40	**26-6177**	126
1070A00016	**26-3317**	126
10930A00004	**26-3596**	134
10930C00004	**22-1104**	135
1094-000004	**26-1890**	146
1094-000008	**26-1891**	146
1097-000004	**26-1889**	148
11070A00016	**26-3317**	126
11229C00024	**26-5747**	142
11236C00004	**26-5746**	142
11239C00004D	**22-1160**	142
11267WT0014	**26-1580**	123, 352, 389
1165800BN5F	**26-2439**	240, 353
11806LED000	**38-1588**	165
11806LED001.s	**38-1588**	165
11810ES1000	**38-1571**	166, 254
11810EZUV48L	**28-1725**	166
11810L21248LB	**38-1595**	166
1216-000001	**26-1573**	124, 332, 446
1239C00004D	**22-1160**	142
1245-000028	**26-1907**	136, 390
1245-000040	**26-1908**	136
1245-000048	**26-1909**	136
1245-644-64	**26-1907**	136, 390
1248-000004	**26-1910**	136
1248-000016	**26-1911**	136
1248-000024	**26-1912**	136
1255-000001	**26-1906**	136
1255V00004C	**26-1905**	136
1256-000004	**26-1904**	136, 378
1256-000005	**26-1904**	136, 378
1267-000014	**26-1580**	123, 352, 389
1267WT0014	**26-1580**	123, 352, 389
1510-000004	**26-1892**	129
1511-000004	**26-1892**	129
1658005SB5T	**26-2436**	240
165800BN5F	**26-2439**	240, 353
165800BNT5T4	**26-2437**	240, 353
171-000004	**22-1079**	130
172-000006	**22-1093**	130
172B00006	**22-1094**	130
172BC00006	**26-3357**	130
172C-000006	**22-1095**	130
174-000008	**26-1587**	132
174-371-54	**22-1456**	130
174B-00004	**22-1100**	131
174BC-0004	**22-1098**	131, 363
174C-00004	**22-1469**	130
1751P360F7	**26-2440**	240
1806LED000	**38-1588**	165
1806LGOLMP	**26-4100**	165
1810EX1248L	**28-1725**	166
1810EZUV48L	**28-1725**	166
1810L21248LB	**38-1595**	166
214-000004	**26-4075**	123
215-000004	**26-4047**	123
215-4	**26-4047**	123
217-000012	**26-1584**	124
401SA6060084	**32-1238**	94, 256
401SA6063384	**32-1232**	94, 256
401SA6063884	**32-1233**	94, 256
401SA6064284	**32-1234**	94, 256
401SA6064684	**32-1235**	94, 256
401SA6065184	**28-1464**	94, 256
401SA8080890	**32-1239**	94, 256
401SA8083284	**32-1840**	94, 256
401SA8083884	**32-1853**	94, 256
401SA8084484	**32-1858**	94, 256
401SA8084490	**32-1236**	94, 256
401SA8085084	**32-1862**	94, 256
401SA8085090	**32-1237**	94, 256
459-4077	**56-1211**	296
459-4092	**56-1211**	296
487A00600	**28-1095**	145
531-000004	**22-1102**	130, 427
533D-000004	**22-1078**	131
533D-000024	**26-1588**	132
533D-00024	**26-1588**	132
533D0004	**22-1078**	131
535L00004	**26-1749**	156
538-000004	**22-1101**	130
56-005002	**26-4078**	139
56-005003	**26-4079**	139
56-005005	**26-4080**	139
56L05020	**22-1152**	140
58-005002	**26-1898**	139
58L05021	**22-1155**	139
91267004520117R	**26-4485**	123
91810ES500	**38-1571**	166, 254
926C-36-54	**26-6030**	378
930-000020	**26-3595**	134
930A-00004	**26-3596**	134
930C00004	**22-1104**	135
Kolpak		
203	**74-1273**	101, 105, 107, 377
605	**74-1025**	101, 107, 377
606	**74-1026**	101, 107, 377
988	**74-1274**	105, 107, 377
1895	**74-1272**	105, 107, 377
5727	**26-2997**	146, 377
106221080	**28-2410**	136, 377
213751075	**26-3327**	146, 327, 377
225141075	**74-1440**	105, 377
225151075	**74-1441**	105, 377
225171075	**74-1442**	105, 377
225181075	**74-1443**	105, 377
225191075	**74-1444**	105, 377
225251075	**74-1073**	105, 115, 377
225911075	**74-1071**	105, 115, 377
225941075	**74-1072**	105, 115, 377
226141075	**74-1294**	105, 115, 377
226151075	**74-1295**	105, 115, 377
226181075	**74-1292**	105, 115, 377

OEM #	AllPoints #	Page(s)
Kolpak (Cont.)		
226191075	**74-1293**	105, 115, 377
226741075	**32-2172**	378
23596-1075	**22-4479**	378
236001075	**26-1904**	136, 378
236091075	**26-6030**	378
236201075	**26-6104**	378
236211075	**26-6105**	378
255671075	**74-1445**	105, 377
290971075	**62-1191**	378
500000174	**34-2261**	377
500000405	**34-2253**	377
500000470	**26-6030**	378
531472565	**74-1292**	105, 115, 377
531482565	**74-1294**	105, 115, 377
531492565	**74-1293**	105, 115, 377
531502565	**74-1295**	105, 115, 377
532112565	**28-2380**	378
533112565	**74-1072**	105, 115, 377
533122565	**74-1071**	105, 115, 377
544802565	**74-1446**	105, 377
544841075	**74-1447**	105, 377
601202565	**32-2172**	378
10622-1080	**28-2410**	136, 377
21375-1075	**26-3327**	146, 327, 377
22514-1075	**74-1440**	105, 377
22515-1075	**74-1441**	105, 377
22517-1075	**74-1442**	105, 377
22518-1075	**74-1443**	105, 377
22519-1075	**74-1444**	105, 377
22525-1075	**74-1073**	105, 115, 377
22591-1075	**74-1071**	105, 115, 377
22594-1075	**74-1072**	105, 115, 377
22614-1075	**74-1294**	105, 115, 377
22615-1075	**74-1295**	105, 115, 377
22618-1075	**74-1292**	105, 115, 377
22619-1075	**74-1293**	105, 115, 377
22674-1075	**32-2172**	378
23600-1075	**26-1904**	136, 378
23609-1075	**26-6030**	378
23620-1075	**26-6104**	378
23621-1075	**26-6105**	378
25567-1075	**74-1445**	105, 377
29097-1075	**62-1191**	378
50000-0174	**34-2261**	377
50000-0405	**34-2253**	377
50000-0470	**26-6030**	378
53147-2565	**74-1292**	105, 115, 377
53148-2565	**74-1294**	105, 115, 377
53149-2565	**74-1293**	105, 115, 377
53150-2565	**74-1295**	105, 115, 377
53211-2565	**28-2380**	378
53311-2565	**74-1072**	105, 115, 377
53312-2565	**74-1071**	105, 115, 377
54480-2565	**74-1446**	105, 377
54484-1075	**74-1447**	105, 377
60120-2565	**32-2172**	378

OEM #	AllPoints #	Page(s)
Leer		
1393029	**68-1347**	378
Manitowoc		
000000084	**85-1332**	379
000000375	**58-1209**	383
000000376	**58-1210**	383
000000377	**58-1175**	383
000000378	**58-1176**	383
000001767	**58-1142**	383
000001768	**58-1143**	383
000002048	**51-1503**	379
000004070	**56-1568**	383
000005162	**32-1829**	217, 379
000005163	**32-1829**	217, 379
000005164	**32-1755**	217, 382
000005165	**32-1755**	217, 382
000006837	**28-2362**	382
000007888	**42-1835**	382
000007965	**58-1175**	383
000007966	**58-1176**	383
1480279	**68-1206**	382
2000653	**44-1861**	381
2001243	**42-2117**	382
2001763	**51-1503**	379
2006199	**46-1875**	379
2006549	**44-1492**	381
2006819	**42-1835**	382
2007389	**68-1495**	382
2007939	**42-1836**	382
2008029	**44-1493**	381
2008929	**68-1491**	381
2300849	**42-1634**	382
2301119	**42-1631**	382
2301343	**42-1630**	382
2301483	**42-1632**	382
2412823	**68-1492**	381
2412929	**68-1493**	381
2412939	**68-1494**	381
2511293	**44-1494**	381
4004733	**28-1451**	379
4004743	**28-1667**	379
4004753	**28-1430**	379
4008513	**28-1679**	379
4009113	**28-2363**	379
4010989	**28-2364**	379
4300629	**28-1791**	381
4301913	**28-1458**	379
4302013	**28-1454**	382
4304539	**28-2365**	383
4304563	**28-1517**	380
4304643	**28-1425**	379
4408513	**74-1366**	106, 380
5010452	**26-5990**	381
5012353	**28-2366**	382
5031191	**28-1468**	379
5650459	**28-1521**	380
7601123	**58-1139**	383
7601133	**58-1150**	383

OEM #	AllPoints #	Page(s)
7601603	**44-1594**	381
7602133	**28-2367**	383
7619873	**28-1431**	379
7619963	**44-1480**	381
7620253	**26-3323**	381
7620613	**44-1481**	381
7621773	**26-3324**	379
7622263	**26-3322**	381
7623063	**68-1249**	381
7623753	**46-1500**	379
7623763	**46-1499**	379
7624643	**56-1320**	383
7624983	**32-1750**	383
7626013	**68-1272**	382
7626213	**28-2368**	380
7627763	**28-2369**	380
7627813	**44-1488**	381
7627823	**46-1488**	379
7628003	**46-1502**	379
7628023	**26-3321**	380
7628993	**26-5991**	380
7629073	**46-1876**	379
7629143	**26-5992**	380
7629173	**28-1445**	381
7629223	**26-5993**	380
7629233	**28-2370**	380
7630061	**58-1211**	383
7630101	**58-1153**	383
8368093	**56-1568**	383
8369049	**28-1474**	380
8369059	**28-1476**	380
8369133	**28-1502**	380
8372069	**56-1569**	383
9405463	**32-1829**	217, 379
9405653	**32-1755**	217, 382
9405803	**32-1741**	217, 379
9405813	**32-1753**	217, 382
040001716	**28-1517**	380
040001717	**28-2372**	380
14-8027-9	**68-1206**	382
14-8039-9	**68-1206**	382
20-0065-3	**44-1861**	381
20-0124-3	**42-2117**	382
20-0619-9	**46-1875**	379
20-0654-9	**44-1492**	381
20-0681-9	**42-1835**	382
20-0738-9	**68-1495**	382
20-0793-9	**42-1836**	382
20-0802-9	**44-1493**	381
20-0892-9	**68-1491**	381
23-0084-9	**42-1634**	382
23-0111-9	**42-1631**	382
23-0134-3	**42-1630**	382
23-0148-3	**42-1632**	382
24-1282-3	**68-1492**	381
24-1292-9	**68-1493**	381
24-1293-9	**68-1494**	381
25-1129-3	**44-1494**	381
40-0473-3	**28-1451**	379
40-0474-3	**28-1667**	379

OEM #	AllPoints #	Page(s)
Manitowoc (Cont.)		
40-0475-3	**28-1430**	379
40-0851-3	**28-1679**	379
40-0911-3	**28-2363**	379
40-1098-9	**28-2364**	379
43-0062-9	**28-1791**	381
43-0191-3	**28-1458**	379
43-0203-3	**28-1468**	379
430453-9	**28-2365**	383
43-0456-3	**28-1517**	380
43-0464-3	**28-1425**	379
44-0851-3	**74-1366**	106, 380
50-1045-2	**26-5990**	381
50-1235-3	**28-2366**	382
50-3119-1	**28-1468**	379
56-5045-9	**28-1521**	380
76-0112-3	**58-1139**	383
76-0113-3	**58-1150**	383
76-0160-3	**44-1594**	381
76-0213-3	**28-2367**	383
76-1987-3	**28-1431**	379
76-1996-3	**44-1480**	381
76-2025-3	**26-3323**	381
76-2045-3	**46-1499**	379
76-2046-3	**46-1500**	379
76-2061-3	**44-1481**	381
76-2177-3	**26-3324**	379
76-2226-3	**26-3322**	381
76-2306-3	**68-1249**	381
76-2375-3	**46-1500**	379
76-2376-3	**46-1499**	379
76-2464-3	**56-1320**	383
76-2498-3	**32-1750**	383
76-2601-3	**68-1272**	382
76-2621-3	**28-2368**	380
76-2776-3	**28-2369**	380
76-2781-3	**44-1488**	381
76-2782-3	**46-1488**	379
76-2800-3	**46-1502**	379
76-2802-3	**26-3321**	380
76-2899-3	**26-5991**	380
76-2907-3	**46-1876**	379
76-2914-3	**26-5992**	380
76-2917-3	**28-1445**	381
76-2922-3	**26-5993**	380
76-2923-3	**28-2370**	380
76-3006-1	**58-1211**	383
76-3010-1	**58-1153**	383
83-6809-3	**56-1568**	383
83-6904-9	**28-1474**	380
83-6904-9	**28-1474**	380
83-6905-9	**28-1476**	380
83-6913-3	**28-1502**	380
83-7206-9	**56-1569**	383
84-8077-3	**68-1272**	382
84-8078-3	**68-1272**	382
84-8079-3	**68-1272**	382
94-0546-3	**32-1829**	217, 379
94-0565-3	**32-1755**	217, 382
94-0580-3	**32-1741**	217, 379
94-0581-3	**32-1753**	217, 382
K00174	**76-1410**	380
K00338	**76-1306**	380
K-00338	**76-1306**	380
K00339	**76-1307**	380
Master-Bilt		
02-70901	**46-1650**	387
02-70910	**26-4163**	384
02-70911	**26-4156**	384
02-70984	**74-1237**	99, 106, 113, 385
02-70993	**74-1239**	106, 113, 385
02-71020	**44-1586**	387
02-71030	**26-4160**	384
02-71043	**26-4170**	384
02-71056	**74-1238**	106, 113, 385
02-71075	**26-4167**	385
02-71128	**26-4196**	384
02-71130	**44-1582**	386
02-71133	**26-4165**	384
02-71253	**46-1636**	385
02-71264	**26-4171**	384
02-71270	**44-1583**	386
02-71283	**68-1332**	386
02-71289	**38-1581**	386
02-71290	**38-1580**	386
02-71298	**42-1834**	387
02-71304	**74-1240**	106, 113, 385
02-71312	**28-1781**	386
02-71313	**26-4169**	384
02-71318	**38-1582**	384
02-71339	**68-1330**	386
02-71346	**38-1586**	384
02-71347	**38-1587**	384
02-71359	**26-4175**	163, 386
02-71387	**38-1592**	384
02-71388	**38-1591**	384
02-71466	**26-4161**	384
02-71467	**26-4162**	384
02-71478	**74-1242**	106, 113, 385
02-71509	**26-4155**	385
02-71511	**28-1780**	384
02-71532	**46-1649**	385
02-71536	**46-1634**	385
02-71573	**44-1887**	386
02-71574	**44-1591**	386
02-71575	**44-1589**	386
02-71584	**26-4181**	163, 386
02-71586	**26-4178**	163, 386
02-71588	**26-4180**	163, 386
02-71589	**26-4179**	163, 386
02-71605	**42-1833**	333, 387
02-71621	**46-1650**	387
13-13068	**68-1522**	386
13-13175	**68-1523**	386
17-00404	**34-2262**	385
17-09063	**34-2270**	385
17-09068	**34-2271**	385
19-00890	**46-1888**	384
19-00903	**46-1535**	3, 387
19-13607	**46-1536**	3, 387
19-13805	**44-1876**	386
19-13822	**46-1889**	387
27-00558	**26-6127**	385
35-01478	**26-2998**	146, 148, 385
37-00502	**74-1271**	106, 385
37-00516	**32-1945**	385
37-01211	**74-1448**	106, 385
37-01254	**74-1449**	106, 385
45-01286	**28-1899**	385
A060-145A0	**26-4518**	385
McCall/Kolpak		
180	**38-1790**	389
0203	**74-1273**	101, 105, 107, 388
203	**74-1273**	101, 105, 107, 388
0604	**26-1877**	161, 389
604	**26-1877**	161, 389
0605	**74-1025**	101, 107, 388
605	**74-1025**	101, 107, 388
0606	**74-1026**	101, 107, 388
606	**74-1026**	101, 107, 388
673	**74-1459**	101, 107, 388
0988	**74-1274**	105, 107, 388
1017	**26-3381**	123, 352, 389
1895	**74-1272**	105, 107, 388
2500	**26-1580**	123, 389
11423	**26-6020**	389
13269	**26-6120**	388
13270	**26-6119**	347, 388
13276	**74-1457**	101, 107, 388
13580	**74-1462**	101, 107, 388
13623	**46-1892**	389
13628	**68-1529**	388
13669	**34-1369**	250, 388
13683	**46-1893**	389
13685	**42-2128**	388
13718	**28-2412**	388
13799	**74-1458**	101, 107, 388
13969	**62-1197**	389
14064	**74-1384**	101, 107, 388
14497	**74-1464**	101, 107, 388
15184	**46-1892**	389
15742	**74-1460**	101, 107, 388
17725	**46-1892**	389
17780	**46-1537**	3, 5, 389
17812	**38-1790**	389
18660	**62-1197**	389
1702850	**74-1384**	101, 107, 388
17726	**46-1893**	389
030001153	**26-3381**	123, 389
000-CIN-0010	**68-1529**	388
000-CIX-0030	**26-6020**	389
2GAD0691-001	**74-1021**	104, 107, 388
2GAD0691-021	**74-1022**	104, 107, 388
2GAD-0691-022	**74-1019**	101, 104, 107, 388

OEM #	AllPoints #	Page(s)
McCall/Kolpak (Cont.)		
2GAD-0691-024	**74-1020**	101, 104, 107, 388
2GAD-M008-001	**74-1461**	101, 107, 389
2THC-0064-035	**46-1317**	2, 3, 389
2THC-0064-065	**46-1317**	2, 3, 389
2THC-M000-001	**46-1537**	3, 5, 389
91577P	**68-1529**	388
91817P	**68-1529**	388
MCC0732	**26-3099**	162, 389
MCC13269	**26-6120**	388
MCC13270	**26-6119**	388
MCC13276	**74-1457**	101, 107, 388
MCC13580	**74-1462**	101, 107, 388
MCC13669	**34-1369**	250, 388
MCC13718	**28-2412**	388
MCC13799	**74-1458**	101, 107, 388
MCC13970	**62-1197**	389
MCC14498	**74-1019**	101, 104, 107, 388
MCC14499	**74-1020**	101, 104, 107, 388
MCC14699	**26-1877**	161, 389
MCC15185	**46-1893**	356, 389
MCC15742	**74-1460**	101, 107, 388
MCC15799	**26-1878**	161, 389
MCC17725	**46-1892**	389
MCC17726	**46-1893**	389
MCC17780	**46-1537**	3, 5, 389
MCC17928	**42-2128**	388
MCC18360	**44-1886**	389
MCC2500	**26-1580**	123, 389
MCC2FAB0241017	**28-1295**	245, 387
MCC2FAM-0239-025	**68-1169**	247, 389
MCC2GAD-M008-001	**74-1461**	101, 107, 389
MCC2HAH-0701-001	**26-1886**	128, 387
MCC2HAH-0702-001	**26-1885**	128, 387
MCC2HAH0703-001	**26-1888**	128, 387
MCC2HAH-0704-001	**26-1887**	128, 387
MCC596	**26-2422**	239, 388
MCC597	**26-2423**	239, 388
MCC673	**74-1459**	101, 107, 388
MCC732	**26-3099**	162, 389
Norcold		
618681	**46-1539**	3
Norlake		
000653	**62-1137**	390
001193	**46-1527**	3, 390
003723	**74-1276**	107, 390
003724	**74-1275**	107, 390
015124	**21-351**	129, 390
015125	**26-3399**	390
015126	**26-3414**	390
015129	**26-3401**	390
015130	**26-3389**	390
028338	**74-1166**	107, 390
028339	**74-1163**	107, 390
036408	**34-1920**	390
037453	**74-1165**	107, 390
037454	**74-1167**	107, 390
071600	**26-3405**	390
071601	**26-3403**	390
082656	**26-3393**	390
082813	**26-3395**	390
083478	**26-3359**	136, 390
083479	**26-1907**	136, 390
092528	**46-1568**	390
092635	**74-1164**	107
107916	**22-1582**	390
107940	**46-1567**	390
108929	**22-1588**	390
118638	**74-1103**	107, 390
125373	**26-3393**	390
Paragon		
8041-00	**42-1643**	18
8045-00	**42-1442**	18
8045-20	**42-1443**	18
8141-00	**42-1800**	18
8141-20	**42-1440**	18
8145-00	**42-1445**	18
8145-20	**42-1446**	18
9045-00	**42-1520**	18
9145-00	**42-1521**	18
Parker		
032	**88-1312**	70
052	**88-1315**	70
053	**88-1318**	70
082	**88-1320**	70
083	**88-1323**	70
084	**88-1325**	70
162	**88-1327**	70
163	**88-1329**	70
164	**88-1331**	70
165	**88-1333**	70
303	**88-1335**	70
402678	**88-1349**	71
402679	**88-1350**	71
402680	**88-1351**	71
475060	**32-1914**	217
475068	**32-1912**	217
475071	**32-1913**	217
475137	**32-1911**	215
475185	**72-1296**	215
475189	**72-1297**	215
475289	**72-1298**	204, 220
475291	**72-1299**	204, 220
475322	**72-1300**	179, 205
475442	**72-1301**	75
475443	**72-1302**	75
475445	**72-1303**	75
475446	**72-1304**	75
475447	**72-1305**	75
475448	**72-1306**	75
502054	**88-1364**	72
502055	**88-1365**	72
502056	**88-1366**	72
502057	**88-1367**	72
502058	**88-1368**	72
502059	**88-1369**	72
031593-02	**88-1336**	71
031593-05	**88-1337**	71
031593-07	**88-1338**	71
031593-08	**88-1339**	71
031593-10	**88-1340**	71
031593-11	**88-1341**	71
031653-02	**88-1343**	71
031653-03	**88-1344**	71
031653-04	**88-1342**	71
031653-06	**88-1346**	71
031653-08	**88-1345**	71
031653-10	**88-1347**	71
031653-11	**88-1348**	71
031810-00	**88-1363**	71
031812-00	**88-1362**	71
032MF	**88-1314**	70
032S	**88-1313**	70
033000-032	**88-1312**	70
033000-0329	**88-1313**	70
033000-303	**88-1335**	70
033116-01	**88-1314**	70
033199-052	**88-1315**	70
033199-0525	**88-1317**	70
033199-0529	**88-1316**	70, 329
033199-053	**88-1318**	70
033199-0539	**88-1319**	70
033199-082	**88-1320**	70
033199-0825	**88-1322**	70
033199-0829	**88-1321**	70
033199-083	**88-1323**	70
033199-0839	**88-1324**	70
033199-084	**88-1325**	70
033199-0849	**88-1326**	70
033199-162	**88-1327**	70
033199-1629	**88-1328**	70
033199-163	**88-1329**	70
033199-1639	**88-1330**	70
033199-164	**88-1331**	70
033199-1649	**88-1332**	70
033199-165	**88-1333**	70
033199-1659	**88-1334**	70
040223-04	**88-1441**	63
040223-06	**88-1440**	63
040241-01	**88-1428**	63
040241-02	**88-1429**	63
040241-04	**88-1430**	63
040242-02	**88-1435**	63
040242-04	**88-1436**	63
040275-01	**88-1434**	63
040289-01	**88-1425**	63
040289-02	**88-1426**	63
040289-04	**88-1427**	63
040290-01	**88-1431**	63
040290-02	**88-1432**	63
040290-04	**88-1433**	63
040293-01	**88-1375**	62

Parker (Cont.)

OEM #	AllPoints #	Page(s)
040293-03	**88-1423**	62
040294-01	**88-1376**	62
040315-01	**88-1447**	64
040315-02	**88-1448**	64
040316-01	**88-1453**	64
040316-02	**88-1454**	64
040317-01	**88-1450**	64
040317-02	**88-1451**	64
040318-01	**88-1455**	64
040318-02	**88-1457**	64
040320-01	**88-1459**	64
040320-02	**88-1460**	64
040322-01	**88-1462**	64
040322-05	**88-1464**	64
040322-07	**88-1465**	64
040361-03	**88-1449**	64
040362-03	**88-1452**	64
040362-07	**88-1456**	64
040363-05	**88-1458**	64
040363-07	**88-1461**	64
040364-07	**88-1463**	64
040380-01	**88-1437**	63
040380-02	**88-1438**	63
040380-04	**88-1439**	63
040406-13	**88-1444**	63
040407-09	**88-1445**	63
040408-13	**88-1446**	63
040413-05	**88-1442**	63
040413-07	**88-1443**	63
040727-01	**88-1370**	62
040728-01	**88-1371**	62
040771-01	**88-1372**	62
040772-01	**88-1373**	62
0525S	**88-1317**	70
052S	**88-1316**	70, 329
053S	**88-1319**	70
070132-01	**88-1361**	68
070135-01	**88-1357**	68
070135-02	**88-1358**	68
070135-03	**88-1359**	68
070135-04	**88-1360**	68
070281-01	**88-1354**	68
070282-02	**88-1355**	68
070283-03	**88-1356**	68
070294-02	**88-1352**	68
070295-03	**88-1353**	68
0825S	**88-1322**	70
082S	**88-1321**	70
083S	**88-1324**	70
084S	**88-1326**	70
1000P	**72-1297**	215
162S	**88-1328**	70
163S	**88-1330**	70
164S	**88-1332**	70
165S	**88-1334**	70
168736P	**88-1466**	64
310325P	**88-1420**	67
311424P	**88-1421**	67
311515P	**88-1422**	67
311710P	**88-1420**	67
450003-001	**88-1312**	70
450004-001	**88-1313**	70
450005-001	**88-1314**	70
450020-001	**88-1337**	71
450022-001	**88-1339**	71
450023-001	**88-1338**	71
450024-001	**88-1343**	71
450025-001	**88-1346**	71
450029-001	**88-1348**	71
450030-001	**88-1335**	70
450041-001	**88-1341**	71
450042-001	**88-1340**	71
450045-001	**88-1344**	71
450054-001	**88-1345**	71
450086-001	**88-1342**	71
450088-001	**88-1347**	71
450094-001	**88-1363**	71
450095-001	**88-1362**	71
450119-001	**88-1315**	70
450120-001	**88-1320**	70
450121-001	**88-1323**	70
450122-001	**88-1325**	70
450124-001	**88-1329**	70
450125-001	**88-1331**	70
450126-001	**88-1333**	70
450127-001	**88-1319**	70
450129-001	**88-1324**	70
450130-001	**88-1326**	70
450131-001	**88-1330**	70
450132-001	**88-1332**	70
450133-001	**88-1334**	70
450141-001	**88-1321**	70
450142-001	**88-1316**	70, 329
450145-001	**88-1318**	70
50P	**72-1296**	215
700055-001	**88-1357**	68
700079-001	**88-1352**	68
700093-001	**88-1355**	68
700094-001	**88-1354**	68
700132-002	**88-1358**	68
700262-002	**88-1356**	68
700301-002	**88-1359**	68
700302-001	**88-1353**	68
700418-002	**88-1360**	68
700509-002	**88-1361**	68
BF083	**88-1342**	71
BF083S	**88-1343**	71
BF084S	**88-1344**	71
BF163	**88-1345**	71
BF163S	**88-1346**	71
BF164	**88-1347**	71
BF165S	**88-1348**	71
BF304S	**88-1349**	71
BF305S	**88-1350**	71
BF307S	**88-1351**	71
C-AA-VW	**88-1425**	63
C-AA-VX100	**88-1427**	63
C-AA-VX35	**88-1426**	63
C-A-VW	**88-1428**	63
C-A-VX100	**88-1430**	63
C-A-VX35	**88-1429**	63
CE-AA-VW	**88-1431**	63
CE-AA-VX100	**88-1433**	63
CE-AA-VX35	**88-1432**	63
CE-A-VW	**88-1434**	63
CE-A-VX100	**88-1436**	63
CE-A-VX35	**88-1435**	63
CE-B-VW	**88-1437**	63
CE-B-VX100	**88-1439**	63
CE-B-VX35	**88-1438**	63
CE-C-VW	**88-1440**	63
CE-C-VX100	**88-1441**	63
EBVP-1030	**88-1364**	72
EBVP-1040	**88-1365**	72
EBVP-1050	**88-1366**	72
EBVP-1060	**88-1367**	72
EBVP-1070	**88-1368**	72
EBVP-1090	**88-1369**	72
EC-AA-SW	**88-1447**	64
EC-AA-SX35	**88-1448**	64
EC-AA-SZ	**88-1449**	64
EC-A-SW	**88-1450**	64
EC-A-SX35	**88-1451**	64
EC-A-SZ	**88-1452**	64
ECE-AA-SW	**88-1453**	64
ECE-AA-SX35	**88-1454**	64
ECE-A-SW	**88-1455**	64
ECE-A-SX35	**88-1457**	64
ECE-A-SZ	**88-1456**	64
ECE-B-SW	**88-1458**	64
ECE-B-SX35	**88-1460**	64
ECE-B-SZ	**88-1461**	64
ECE-C-SW	**88-1462**	64
ECE-C-SZ	**88-1463**	64
ECE-D-SW	**88-1464**	64
ECE-D-SZ	**88-1465**	64
ECE-D-ZX200	**88-1466**	64
FM1	**32-1911**	215
H418-16OZ	**32-1914**	217
H420-16OZ	**32-1912**	217
H421	**32-1913**	217
HCAE-3-VX100	**88-1370**	62
HCAE-3-ZX200	**88-1372**	62
HCAE-5-VX100	**88-1371**	62
HCAE-5-ZX200	**88-1373**	62
K501	**72-1298**	204, 220
N-1/2-JW	**88-1423**	62
N-1/2-JW	**88-1375**	62
N-2-JW	**88-1376**	62
PCK-48	**88-1363**	71
PCK-48HH	**88-1362**	71
PKC-2-120	**88-1421**	67
PKC-2-208/240	**88-1422**	67
PKC-2-24	**88-1420**	67
PSG-2MF	**88-1354**	68
PSG-2S	**88-1357**	68
PSG-3	**88-1352**	68
PSG-3MF	**88-1355**	68

OEM #	AllPoints #	Page(s)
Parker (Cont.)		
PSG-3S	**88-1358**	68
PSG-4	**88-1353**	68
PSG-4MF	**88-1356**	68
PSG-4S	**88-1359**	68
PSG-5S	**88-1360**	68
PSG-7S	**88-1361**	68
PT1	**72-1299**	204, 220
R10 E32	**88-1402**	67
R10 E32M	**88-1413**	67
R10 E32M	**88-1413**	67
R10 E33	**88-1403**	67
R20 E43M	**88-1414**	67
R20 E83	**88-1404**	67
R20 E84	**88-1405**	67
R20 E84M	**88-1415**	67
R30 E124	**88-1406**	67
R30 E125	**88-1407**	67
R30 E125M	**88-1416**	67
R30 E155	**88-1408**	67
R42E195M	**88-1417**	67
R42E197M	**88-1418**	67
R42E199M	**88-1424**	67
R46E259M	**88-1419**	67
RK12K	**88-1411**	67
RK1B2	**88-1409**	67
RK1P3	**88-1410**	67
RK1Q3	**88-1412**	67
SCE-AA-JW	**88-1442**	63
SCE-AA-VW	**88-1444**	63
SCE-A-JW	**88-1443**	63
SCE-A-VW	**88-1445**	63
SCE-B-VW	**88-1446**	63
SLD 13-6SV HH	**88-1338**	71
SLD 13-7SV HH	**88-1339**	71
SLD 27-7SVHH	**88-1340**	71
SLD 27-9SVHH	**88-1341**	71
SLD 8-4V HH	**88-1336**	71
SLD 8-5SV HH	**88-1337**	71
TB2	**72-1300**	179, 205
TXV KIT	**88-1374**	65
VAB3SS	**72-1301**	75
VAB4SS	**72-1302**	75
VAB5SS	**72-1303**	75
VAB6SS	**72-1304**	75
VAB7SS	**72-1305**	75
VAB9SS	**72-1306**	75
Perlick		
57360	**46-1883**	391
57466	**46-1884**	391
57513	**68-1520**	392
61283	**46-1885**	391
63821	**38-1787**	392
65666	**28-2398**	245, 391
52669-1	**34-2258**	391
62085-1	**74-1425**	108, 391
62307-2	**26-6074**	392
63019-3	**23-202**	393
63407L	**26-6075**	392
63407R	**26-6076**	392
64811-1	**26-6077**	393
64814-1	**26-6078**	392
66237-4	**74-1426**	108, 391
C15046	**38-1786**	392
C15239A	**68-1521**	392
C15875	**23-202**	393
C15876	**23-202**	393
C18992-1	**74-1027**	108, 391
C21398-1	**28-2399**	392
C22305-2	**26-6079**	393
C22370	**26-6080**	391
C25166-1	**74-1028**	108, 391
C25181-1	**28-2400**	391
C25539	**26-6081**	391
C27505-1	**26-6082**	391
C27506-1	**26-6083**	391
C27962	**46-1886**	391
C29842-1	**26-6084**	393
C29938-2	**26-6085**	392
C29989-2	**26-6086**	392
C31158	**26-6087**	392
C31159	**26-6088**	392
C31409-1	**22-1368**	150, 391
C31659	**42-2127**	393
C31706A	**28-2401**	391
C32046-1	**74-1277**	108, 391
PE63019-3	**23-202**	393
Ranco		
010-1410	**46-1559**	429
010-3009-000	**46-1432**	448
3040-261	**46-1501**	2, 4, 356, 400, 448
9530N1147	**46-1426**	5
9530N639	**46-1881**	448
9531N346	**46-1887**	418
9531N350	**46-1568**	390
9531N388	**46-1315**	356
9540N201	**46-1829**	336
A10-2502	**46-1331**	3, 4, 429, 436
A10-2674	**46-1501**	2, 4, 356, 400, 448
A10-3790	**46-1555**	3, 371
A10-3840	**46-1554**	4, 418
A10-4481-000	**46-1563**	2, 356
A10-4482-000	**46-1316**	2, 356
A10-4493-000	**46-1873**	334
A10-4517	**46-1311**	2, 334
A10-6536	**46-1557**	3, 406
A10-6572	**46-1501**	2, 4, 356, 400, 448
A10-6574	**46-1501**	2, 4, 356, 400, 448
A10-6575	**46-1501**	2, 4, 356, 400, 448
A10-6579	**46-1554**	4, 418
A10-935	**46-1324**	4
A10-9756	**46-1485**	369
A10-9758	**46-1496**	369
A12-1514	**46-1329**	3, 4, 358, 363, 371, 400, 436
A12-1626	**46-1329**	3, 4, 358, 363, 371, 400, 436
A12-1702	**46-1329**	3, 4, 358, 363, 371, 400, 436
A12-1741	**46-1329**	3, 4, 358, 363, 371, 400, 436
A12-651	**46-1329**	3, 4, 358, 363, 371, 400, 436
A12-655	**46-1315**	356
A12-700	**46-1330**	3, 4, 400
A12-701	**46-1319**	363
A12-802	**46-1329**	3, 4, 358, 363, 371, 400, 436
A22-1071	**46-1557**	3, 406
A22-1125-000	**46-1613**	341
A22-1129	**46-1557**	3, 406
A22-1160	**46-1441**	406
A22-392	**46-1515**	448
A22-4506	**46-1441**	406
A30-1659	**46-1331**	3, 4,429, 436
A30-1806	**46-1325**	4, 429
A30-184	**46-1324**	4
A30-1852	**46-1501**	2, 4, 356, 400, 448
A30-2282	**46-1325**	4, 429
A30-2286-000	**46-1886**	391
A30-261	**46-1501**	2, 4, 356, 400, 448
A30-308	**46-1554**	4, 418
A30-313	**46-1560**	4, 448
A30-321-000	**46-1527**	3, 390
A30-323	**46-1331**	3, 4,429, 436
A30-3566	**46-1331**	3, 4,429, 436
A30-3589	**46-1555**	3, 371
A30-3620	**46-1311**	2, 334
A30-3681-000	**46-1561**	2
A30-3684	**46-1555**	3, 371
A30-3684-000	**46-1555**	3, 371
A30-3709	**46-1501**	2, 4, 356, 400, 448
A30-3709-35	**46-1501**	2, 4, 356, 400, 448
A30-3710-35	**46-1501**	2, 4, 356, 400, 448
A30-3716	**46-1501**	2, 4, 356, 400, 448
A30-3716-35	**46-1501**	2, 4, 356, 400, 448
A30-3717	**46-1515**	448
A30-3720-000	**46-1543**	3
A30-3721	**46-1501**	2, 4, 356, 400, 448
A30-3722-000	**46-1544**	3, 406
A30-3725	**46-1317**	2, 3, 356, 363, 389

OEM #	AllPoints #	Page(s)
Ranco (Cont.)		
A30-3725-000	**46-1317**	2, 3, 356, 363, 389
A30-3730	**46-1571**	2, 334
A30-3731	**46-1311**	2, 334
A30-3734	**46-1555**	3, 371
A30-3737	**46-1560**	4, 448
A30-3742-000	**46-1541**	3, 406
A30-3743	**46-1501**	2, 4, 356, 400, 448
A30-3755	**46-1558**	4
A30-3761-000	**46-1632**	370
A30-3761-000	**46-1533**	3, 365
A30-3763	**46-1501**	2, 4, 356, 400, 448
A30-3777-000	**46-1537**	3, 5, 356, 389
A30-3777-35	**46-1537**	3, 5, 356, 389
A30-3808	**46-1312**	2, 334
A30-3812-000	**46-1417**	2
A30-3815	**46-1485**	369
A30-3841-000	**46-1542**	3, 406
A30-3856-03	**46-1565**	341
A30-3856-035	**46-1565**	341
A30-3898-000	**46-1567**	390
A30-39145-000	**46-1892**	356, 389
A30-39146-000	**46-1893**	356, 389
A30-3918-000	**46-1574**	2, 334
A30-3924-000	**46-1575**	2, 334
A30-3941-000	**46-1313**	2, 334
A30-3952	**46-1485**	369
CC-1	**46-1426**	5
F25-107	**46-1888**	384
K12-L1521	**46-1329**	3, 4, 358, 363, 371, 400, 436
K12-L-1522	**46-1330**	3, 4, 400
K12-L1533/001	**46-1528**	2, 356
K12-L1566	**46-1421**	448
K55-Q5606	**46-1638**	443
K55-Q5607	**46-1650**	387, 443
K61-L1504	**46-1879**	401
O10-1416	**46-1621**	356
Randell		
1041	**74-1030**	109, 395
1066	**74-1031**	109, 395
1120	**26-6090**	397
EL LGT500	**38-1008**	396
EL MTR0102	**68-1334**	396
EL MTR0230	**68-1170**	247, 396
EL MTR2338	**68-1171**	247, 396
EL WIR264	**34-2254**	395
ELLGT500	**38-1008**	396
ELMTR0102	**68-1334**	396
EL-MTR0102	**68-1334**	396
ELMTR0230	**68-1170**	247, 396
EL-MTR0230	**68-1170**	247, 396
ELMTR2338	**68-1171**	247, 396
EL-MTR2338	**68-1171**	247, 396
ELSWT150C	**42-1406**	249, 397
EL-SWT150C	**42-1406**	249, 397
ELWIR264	**34-2254**	395
ELWIR274	**34-2259**	394
FA SCW1042	**26-3265**	397
FASCW1042	**26-3265**	397
FA-SCW1042	**26-3265**	397
HD BRG100	**26-2632**	152, 397
HD BRG210	**26-6043**	393
HD CLP100	**26-1878**	161, 397
HD CLP5130	**23-203**	397
HD CNT0501	**46-1880**	398
HD CNT100	**46-1323**	398
HD CNT200	**46-1322**	3, 398
HD HIN0001	**26-1583**	125, 396
HD HIN400	**26-1583**	125, 396
HD PIN2030	**26-6044**	397
HD PIN210	**26-4204**	397
HD SHL015	**26-6045**	162, 397
HD SHL040	**26-6046**	163, 397
HD SHL060	**26-4202**	162, 397
HD SHL105	**26-3264**	162, 397
HD THR9901	**62-1158**	397
HDBRG100	**26-2632**	152, 397
HDBRG210	**26-6043**	393
HDCLP 150	**26-1878**	161, 397
HDCLP100	**26-1877**	161, 397
HD-CLP100	**26-1877**	161, 397
HDCLP150	**26-1878**	161, 397
HDCLP-150	**26-1878**	161, 397
HDCLP5130	**23-203**	397
HD-CLP5130	**23-203**	397
HDCNT0501	**46-1880**	398
HDCNT100	**46-1323**	398
HD-CNT100	**46-1323**	398
HDCNT200	**46-1322**	3, 398
HD-CNT200	**46-1322**	3, 398
HDHIN0001	**26-1583**	125, 396
HD-HIN0001	**26-1583**	125, 396
HDHIN400	**26-1583**	125, 396
HD-HIN400	**26-1583**	125, 396
HDPIN2030	**26-6044**	397
HDPIN210	**26-4204**	397
HD-PIN210	**26-4204**	397
HDSHL015	**26-6045**	162, 397
HDSHL040	**26-6046**	163, 397
HDSHL060	**26-4202**	162, 397
HD-SHL060	**26-4202**	162, 397
HDSHL105	**26-3264**	162, 397
HD-SHL105	**26-3264**	162, 397
HDTHR9901	**62-1158**	397
HD-THR9901	**62-1158**	397
IN GSK0106	**74-1402**	109, 394
IN GSK0108	**74-1142**	109, 394
IN GSK0111	**74-1299**	109, 394
IN GSK0113	**74-1280**	109, 394
IN GSK1010	**74-1140**	109, 394
IN GSK1015	**74-1109**	109, 394
IN GSK1020	**74-1143**	109, 394
IN GSK1025	**74-1110**	109, 394
IN GSK103	**74-1403**	109, 395
IN GSK1030	**74-1108**	109, 394
IN GSK1037	**74-1278**	109, 395
IN GSK104	**74-1282**	109, 395
IN GSK1040	**74-1284**	109, 395
IN GSK1042	**74-1281**	109, 395
IN GSK1043	**74-1330**	109, 394
IN GSK1045	**74-1141**	109, 395
IN GSK1046	**74-1136**	109, 395
IN GSK1047	**74-1145**	109, 395
IN GSK1048	**74-1144**	109, 395
IN GSK1050	**74-1404**	109, 394
IN GSK1070	**74-1138**	109, 395
IN GSK1075	**74-1117**	109, 395
IN GSK1081	**74-1405**	109, 394
IN GSK120	**74-1147**	109, 395
IN GSK143	**74-1279**	109, 395
IN GSK145	**74-1030**	109, 395
IN GSK155	**74-1031**	109, 395
IN GSK160	**74-1033**	109, 395
IN GSK161	**74-1032**	109, 395
IN GSK165	**74-1034**	109, 395
IN GSK169	**74-1036**	109, 395
IN GSK169A	**74-1137**	109, 395
IN GSK175	**74-1035**	109, 395
IN GSK195	**74-1006**	102, 109,395
IN GSK225	**74-1029**	109, 395
IN GSK290	**74-1283**	109, 395
IN GSK320	**74-1331**	108, 394
IN GSK325	**74-1300**	108, 394
IN GSK901	**74-1406**	109, 394
IN GSK9902	**74-1301**	109, 394
INGSK005	**28-1222**	118, 397
-INGSK005	**28-1222**	118, 397
INGSK0106	**74-1402**	109, 394
INGSK0108	**74-1142**	109, 394
IN-GSK0108	**74-1142**	109, 394
INGSK0111	**74-1299**	109, 394
IN-GSK0111	**74-1299**	109, 394
INGSK0113	**74-1280**	109, 394
IN-GSK0113	**74-1280**	109, 394
INGSK0200	**74-1428**	108, 394
INGSK1010	**74-1140**	109, 394
IN-GSK1010	**74-1140**	109, 394
INGSK1015	**74-1109**	109, 394
IN-GSK1015	**74-1109**	109, 394
INGSK1020	**74-1143**	109, 394
IN-GSK1020	**74-1143**	109, 394
INGSK1025	**74-1110**	109, 394
IN-GSK1025	**74-1110**	109, 394
INGSK103	**74-1403**	109, 395
INGSK1030	**74-1108**	109, 394
IN-GSK1030	**74-1108**	109, 394
INGSK1035	**74-1429**	109, 394
INGSK1037	**74-1278**	109, 395
IN-GSK1037	**74-1278**	109, 395
INGSK1038	**74-1430**	109, 394
INGSK1039	**74-1431**	109, 394
INGSK104	**74-1282**	109, 395
IN-GSK104	**74-1282**	109, 395
INGSK1040	**74-1284**	109, 395

OEM #	AllPoints #	Page(s)
Randell (Cont.)		
IN-GSK1040	**74-1284**	109, 395
INGSK1041	**74-1432**	109, 394
INGSK1042	**74-1281**	109, 395
IN-GSK1042	**74-1281**	109, 395
INGSK1043	**74-1330**	109, 394
IN-GSK1043	**74-1330**	109, 394
INGSK1045	**74-1141**	109, 395
IN-GSK1045	**74-1141**	109, 395
INGSK1046	**74-1136**	109, 395
IN-GSK1046	**74-1136**	109, 395
INGSK1047	**74-1145**	109, 395
IN-GSK1047	**74-1145**	109, 395
INGSK1048	**74-1144**	109, 395
IN-GSK1048	**74-1144**	109, 395
INGSK105	**74-1433**	109, 395
INGSK1050	**74-1404**	109, 394
INGSK1070	**74-1138**	109, 395
IN-GSK1070	**74-1138**	109, 395
INGSK1075	**74-1117**	109, 395
IN-GSK1075	**74-1117**	109, 395
INGSK1081	**74-1405**	109, 394
INGSK120	**74-1147**	109, 395
IN-GSK120	**74-1147**	109, 395
INGSK143	**74-1279**	109, 395
IN-GSK143	**74-1279**	109, 395
INGSK145	**74-1030**	109, 395
IN-GSK145	**74-1030**	109, 395
INGSK155	**74-1031**	109, 395
IN-GSK155	**74-1031**	109, 395
INGSK160	**74-1033**	109, 395
IN-GSK160	**74-1033**	109, 395
INGSK161	**74-1032**	109, 395
IN-GSK161	**74-1032**	109, 395
INGSK165	**74-1034**	109, 395
IN-GSK165	**74-1034**	109, 395
INGSK167	**74-1434**	109, 395
INGSK168	**74-1435**	109, 395
INGSK168A	**74-1436**	109, 395
INGSK169	**74-1036**	109, 395
IN-GSK169	**74-1036**	109, 395
INGSK169A	**74-1137**	109, 395
IN-GSK169A	**74-1137**	109, 395
INGSK175	**74-1035**	109, 395
IN-GSK175	**74-1035**	109, 395
INGSK195	**74-1006**	102, 109, 395
IN-GSK195	**74-1006**	102, 109, 395
INGSK225	**74-1029**	109, 395
IN-GSK225	**74-1029**	109, 395
INGSK235	**74-1437**	109, 395
INGSK270	**74-1438**	109, 395
INGSK290	**74-1283**	109, 395
IN-GSK290	**74-1283**	109, 395
INGSK315	**74-1439**	108, 394
INGSK320	**74-1331**	108, 394
IN-GSK320	**74-1331**	108, 394
INGSK325	**74-1300**	108, 394
IN-GSK325	**74-1300**	108, 394
INGSK901	**74-1406**	109, 394
INGSK9902	**74-1301**	109, 394
IN-GSK9902	**74-1301**	109, 394
PH BAR012	**26-6047**	393
PH BAR0505	**26-6048**	393
PHB AR2175	**26-6049**	393
PHBAR012	**26-6047**	393
PHBAR0505	**26-6048**	393
PHBAR2175	**26-6049**	393
PL EXT582	**28-1222**	118, 397
PLEXT582	**28-1222**	118, 397
PL-EXT582	**28-1222**	118, 397
RD FANUT0504	**26-6050**	396
RDFANUT0504	**26-6050**	396
RF ASY0101P	**68-1518**	394
RF CNT0505	**44-1593**	397
RF COI105	**26-6051**	393
RF COI107	**51-1175**	393
RF COI120B	**26-6052**	393
RF COI125	**51-1185**	393
RF FAN005	**28-1295**	245, 393
RF FAN2338	**28-2393**	393
RF FLT251	**56-1575**	394
RF MTR0102	**68-1334**	396
RF SOL9801	**56-1576**	398
RF VLV200	**56-1329**	398
RF VLV404	**56-1577**	398
RF VLV414	**56-1578**	398
RFASY0101P	**68-1518**	394
RFCNT0505	**44-1593**	397
RF-CNT0505	**44-1593**	397
RFCOI105	**26-6051**	393
RFCOI107	**51-1175**	393
RF-COI107	**51-1175**	393
RFCOI120B	**26-6052**	393
RFCOI125	**51-1185**	393
RF-COI125	**51-1185**	393
RFFAN005	**28-1295**	245, 393
RF-FAN005	**28-1295**	245, 393
RFFAN010	**28-1669**	245, 395
RF-FAN010	**28-1669**	245, 395
RFFAN2338	**28-2393**	393
RFFLT251	**56-1575**	394
RFMTR0104	**68-1334**	396
RF-MTR0104	**68-1334**	396
RFSOL9801	**56-1576**	398
RFVLV200	**56-1329**	398
RF-VLV200	**56-1329**	398
RFVLV404	**56-1577**	398
RFVLV414	**56-1578**	398
RP 1020001	**26-1878**	161, 397
RP DRP107	**28-2394**	397
RP HNG010	**26-3299**	396
RP HNG020L	**26-6053**	396
RP HNG020R	**26-6054**	396
RP HNG028	**26-3273**	396
RP HNG9900	**26-4198**	396
RP HNG9901	**26-6055**	396
RP LNR018	**28-2395**	396
RP LNR024	**28-2396**	396
RP PAN0005	**32-1744**	396
RP PAN421	**32-1746**	396
RP TRK05SM	**26-6056**	398
RP1020001	**26-1878**	161, 397
RP-1020001	**26-1878**	161, 397
RPDRP107	**28-2394**	397
RPHNG010	**26-3299**	396
RP-HNG010	**26-3299**	396
RPHNG020L	**26-6053**	396
RPHNG020R	**26-6054**	396
RPHNG028	**26-3273**	396
RP-HNG028	**26-3273**	396
RPHNG9900	**26-4198**	396
RP-HNG9900	**26-4198**	396
RPHNG9901	**26-6055**	396
RPLNR018	**28-2395**	396
RPLNR024	**28-2396**	396
RPPAN0005	**32-1744**	396
RP-PAN0005	**32-1744**	396
RPPAN421	**32-1746**	396
RP-PAN421	**32-1746**	396
RPTRK05SM	**26-6056**	398
S04	**26-1877**	161, 397
Remcor		
2070	**42-1622**	399
21491	**26-3304**	399
23062	**28-1665**	399
30774	**26-3307**	399
31093	**58-1154**	399
50454	**32-1790**	399
50806	**74-1133**	399
51891	**74-1134**	399
70438	**26-3308**	399
1037091	**68-1243**	399
Schaefer		
28700-2	**26-6124**	400
39375-4	**46-1329**	3, 4, 400
39375-5	**46-1330**	3, 4, 400
B4848-18	**46-1501**	2, 4, 400
Scotsman		
02041720	**26-3242**	401
02092923	**32-1717**	405
02184000	**26-4146**	403
02184100	**26-3248**	403
02199501	**28-1677**	401
02209701	**26-6040**	405
02252701	**32-1699**	407
02294420	**28-2388**	405
02295101	**28-1453**	403
02297701	**32-1693**	405
02326620	**32-1700**	405
02331902	**56-1572**	402
02333701	**28-2390**	402
02333801	**28-1545**	407
02334101	**28-1460**	402
02336001	**28-1627**	408
02338302	**28-1449**	401

Scotsman (Cont.)

OEM #	AllPoints #	Page(s)
02361201	**28-1766**	407
02362621	**44-1872**	405
02366301	**28-1432**	403
02459921	**32-1685**	405
11042801	**46-1441**	406
11047801	**58-1128**	408
11050122	**42-2126**	401
11051401	**58-1166**	407
11051521	**44-1576**	405
11055027	**44-1873**	402
11055028	**44-1873**	402
11056221	**56-1573**	408
11056301	**42-1831**	406
11056302	**26-4150**	403
11056401	**58-1216**	407
12187902	**44-1528**	404
12187903	**44-1491**	404
12191201	**46-1442**	401
12226521	**68-1236**	404
12241962	**68-1234**	404
12243021	**68-1512**	403
12243621	**44-1874**	402
12255120	**44-1875**	405
12258221	**68-1208**	404
12258621	**68-1205**	404
12258623	**68-1322**	404
12258624	**68-1211**	404
12266601	**58-1127**	407
12271421	**68-1513**	404
12284321	**46-1444**	401
12291201	**28-1768**	404
12291921	**68-1514**	404
12292201	**58-1169**	408
12292202	**58-1217**	407
13061748	**32-1512**	403
13061756	**32-1723**	403
13070400	**32-1903**	402
16100922	**56-1574**	407
18892601	**68-1515**	403
19050304	**32-2170**	406
19059906	**28-2391**	403
02-0417-20	**26-3242**	401
02-0929-02	**32-1717**	405
02-0929-23	**32-1717**	405
02-1300-01	**32-1685**	405
02-1840-00	**26-4146**	403
02-1841-00	**26-3248**	403
02-1995-01	**28-1677**	401
02-2097-01	**26-6040**	405
02-2380-02	**28-1762**	405
02-2438-01	**28-1763**	403
02-2479-21	**26-836**	402
02-2527-01	**32-1699**	407
02-2806-01	**26-4147**	405
02-2944-20	**28-2388**	405
02-2951-01	**28-1453**	403
02-2976-01	**26-4148**	402
02-2977-01	**32-1693**	405
02-3001-01	**28-1764**	405
02-3193-01	**26-4149**	402
02-3266-01	**32-1700**	405
02-3266-20	**32-1700**	405
02-3319-02	**56-1572**	402
02-3337-01	**28-2390**	402
02-3338-01	**28-1545**	407
02-3341-01	**28-1460**	402
02-3360-01	**28-1627**	408
02-3383-01	**28-1765**	401
02-3383-02	**28-1449**	401
02-3410-21	**44-1519**	405
02-3612-01	**28-1766**	407
02-3626-21	**44-1872**	405
02-3663-01	**28-1432**	403
02-3777-03	**28-1767**	405
02-4599-21	**32-1685**	405
02-4663-01	**32-1904**	408
03-1505-00	**32-1902**	402
11-0353-02	**46-1557**	3, 406
11-0353-04	**46-1557**	3, 406
11-0353-22	**46-1557**	3, 406
11-0353-23	**46-1541**	3
11-0354-00	**46-1609**	3, 406
11-0354-20	**46-1609**	3, 406
11-0354-22	**46-1609**	3, 406
11-0370-20	**46-1631**	406
11-0407-01	**46-1606**	3, 406
11-0407-21	**46-1606**	3, 406
11-0427-01	**46-1544**	3, 406
11-0427-02	**46-1544**	3, 406
11-0427-22	**46-1544**	3, 406
11-0428-01	**46-1441**	406
11-0428-21	**46-1441**	406
11-0435-01	**46-1441**	406
11-0435-21	**46-1441**	406
11-0476-21	**46-1542**	3, 406
11-0478-01	**58-1128**	408
11-0501-22	**42-2126**	401
11-0503-01	**46-1605**	3, 406
11-0503-21	**46-1605**	3, 406
11-0514-01	**58-1166**	407
11-0514-02	**58-1167**	407
11-0515-21	**44-1576**	405
11-0521-21	**46-1411**	406
11-0539-21	**44-1520**	405
11-0539-51	**44-1520**	405
11-0540-21	**44-1487**	405
11-0545-21	**44-1577**	405
11-0547-01	**46-1608**	3, 406
11-0547-21	**46-1608**	3, 406
11-0550-27	**44-1873**	402
11-0550-28	**44-1873**	402
11-0562-21	**56-1573**	408
11-0563-01	**42-1831**	406
11-0563-02	**26-4150**	403
11-0564-01	**58-1216**	407
11-0572-21	**44-1797**	403
11-0586-21	**46-1608**	3, 406
12-0426-01	**42-1106**	406
12-0739-02	**44-1156**	401
12-0739-06	**44-1156**	401
12-0739-11	**44-1156**	401
12-1646-01	**58-1152**	408
12-1646-04	**58-1144**	408
12-1681-23	**68-1282**	403
12-1879-02	**44-1528**	404
12-1879-03	**44-1491**	404
12-1912-01	**46-1442**	401
12-1980-01	**42-1669**	407
12-1980-21	**42-1669**	407
12-2260-21	**68-1532**	404
12-2265-01	**68-1236**	404
12-2265-21	**68-1236**	404
12-2313-01	**58-1155**	407
12-2313-04	**58-1131**	408
12-2317-01	**42-1669**	407
12-2317-21	**42-1669**	407
12-2319-22	**68-1234**	404
12-2396-21	**68-1281**	403
12-2410-21	**58-1129**	408
12-2419-06	**68-1234**	404
12-2419-62	**68-1234**	404
12-2419-71	**68-1321**	404
12-2430-21	**68-1512**	403
12-2436-21	**44-1874**	402
12-2446-04	**58-1130**	407
12-2446-24	**58-1130**	407
12-2446-26	**58-1168**	407
12-2548-01	**58-1137**	407
12-2551-20	**44-1875**	405
12-2582-21	**68-1208**	404
12-2586-03	**68-1322**	404
12-2586-07	**68-1207**	404
12-2586-21	**68-1205**	404
12-2586-23	**68-1322**	404
12-2586-24	**68-1211**	404
12-2586-27	**68-1207**	404
12-2666-01	**58-1127**	407
12-2714-21	**68-1513**	404
12-2838-22	**46-1439**	401
12-2838-23	**46-1439**	401
12-2838-24	**46-1439**	401
12-2843-21	**46-1444**	401
12-2907-01	**58-1129**	408
12-2907-21	**58-1129**	408
12-2912-01	**28-1768**	404
12-2919-21	**68-1514**	404
12-2922-01	**58-1169**	408
12-2922-02	**58-1217**	407
13-0595-00	**74-1096**	110, 402
13-0617-48	**32-1512**	403
13-0617-56	**32-1723**	403
13-0704-00	**32-1903**	402
13-0868-01	**32-1904**	408
16-1009-22	**56-1574**	407
18-5505-01	**68-1324**	403
18-8736-01	**68-1283**	403
18-8850-01	**68-1284**	403
18-8882-01	**26-4151**	401

OEM #	AllPoints #	Page(s)
Scotsman (Cont.)		
18-8926-01	**68-1515**	403
19-0503-04	**32-2170**	406
19-0599-06	**28-2391**	403
19-0653-01	**32-2173**	401
A09543000	**26-3250**	403
A09543-000	**26-3250**	403
A29915002	**26-3235**	402
A29915-002	**26-3235**	402
A30625001	**68-1209**	404
A30625-001	**68-1209**	404
A32379021	**32-2171**	402
A32379-021	**32-2171**	402
A32379024	**26-6041**	402
A32379-024	**26-6041**	402
A32405001	**58-1218**	407
A32405-001	**58-1218**	407
A32588020	**68-1516**	404
A32588-020	**68-1516**	404
A33101-022	**44-1515**	405
A34559-020	**26-3240**	401
A36481022	**28-2392**	402
A36481-022	**28-2392**	402
A37062-008	**46-1439**	401
A37536-021	**46-1439**	401
A37708-021	**44-1498**	401
A37763-021	**46-1439**	401
A37763-023	**46-1439**	401
A37763-024	**46-1439**	401
A37763-025	**46-1439**	401
A37763-026	**46-1439**	401
A39030021	**44-1578**	405
A39030-021	**44-1578**	405
A39031021	**44-1579**	405
A39031-021	**44-1579**	405
F62026411	**46-1879**	401
F620264-11	**46-1879**	401
SSMRC1	**76-1162**	308, 402
Selecto		
01-10/35	**76-1158**	315, 316
01-1035	**76-1158**	315, 316
02-230	**76-1194**	316
02-233	**76-1167**	316
05-260	**76-1188**	316
101-230	**76-1205**	316
101-233	**76-1206**	316
101-260	**76-1207**	316
108-010	**76-1184**	315
108-010CP	**76-1215**	316
108-010-S	**76-1196**	316
108-014	**76-1182**	315
108-014-S	**76-1272**	316
108-014-SW	**76-1168**	316
108-020	**76-1180**	315
108-600	**76-1178**	315
108-620	**76-1185**	315
300-446	**76-1187**	315
500-100	**76-1197**	315
80-6000H	**76-1192**	315
80-6100CP	**76-1177**	316
80-6100S	**76-1181**	316
80-6100-S	**76-1181**	316
QC500-2	**76-1200**	315
QC500-2S	**76-1213**	316
QC-500-2S	**76-1213**	316
QC500-S	**76-1230**	316
Server Products		
04544	**42-1663**	414
04627	**48-1128**	414
4627	**48-1128**	414
05127	**32-1299**	411
5127	**32-1299**	411
06022	**26-1970**	411, 413
6022	**26-1970**	411, 413
11200	**28-1651**	414
40179	**85-1315**	413
55034	**46-1192**	414
55053	**46-1522**	414
55224	**46-1193**	414
55266	**46-1453**	414
80310	**28-1749**	258, 410
81000	**76-1263**	257, 409
81008	**34-1898**	414
81031	**32-1801**	258, 410
81034	**46-1192**	414
81037	**48-1125**	414
81051	**34-1898**	414
81055	**22-1161**	414
81140	**95-180**	409
81200	**76-1266**	257, 409
81224	**46-1193**	414
81230	**76-1261**	257, 409
81320	**26-3714**	257, 409
82000	**26-3779**	258, 410
82009	**32-1792**	216, 411, 413
82013	**26-3680**	412, 413
82015	**32-1295**	412, 413
82016	**26-1968**	412, 413
82017	**26-1967**	412, 413
82018	**28-1111**	411, 413
82021	**26-1966**	411, 414
82022	**28-1110**	411
82023	**22-1162**	411, 413
82026	**26-3671**	411
82027	**26-1971**	411, 413
82035	**32-1301**	295, 411
82049	**32-1771**	216, 411, 413
82054	**26-3666**	412
82055	**26-3760**	412
82058	**26-3759**	412
82060	**95-135**	409
82065	**26-3714**	257, 409
82066	**26-4126**	257, 409
82070	**26-3773**	258, 410
82076	**26-3667**	412, 413
82077	**26-1969**	412, 413
82245	**26-3749**	258, 410, 412
82323	**32-1300**	411, 413
82336	**28-1752**	413
82348	**28-1753**	413
82358	**28-1751**	413
82423	**28-1440**	411
82533	**28-1439**	411
82533	**28-1440**	411
82545	**66-219**	410, 423
82557	**32-1791**	258, 410
82558	**32-1782**	258, 410, 423
83003	**32-1296**	412, 413
83005	**32-1296**	412, 413
83110	**26-3776**	258, 410
83120	**26-4124**	258, 410
83130	**26-4125**	258, 410
83200	**26-3758**	258, 410
83300	**26-3763**	258, 410
83330	**26-3755**	258, 410
83529	**28-1750**	413
83910	**26-3751**	258, 410
83912	**26-3750**	411
84000	**76-1264**	257, 409
84017	**46-1523**	414
84031	**32-1799**	258, 410
84100	**76-1265**	257, 409
85900	**76-1267**	257, 409
92031	**34-1926**	414
92063	**34-1926**	414
94009	**66-332**	409, 410
82023-000	**22-1162**	411, 413
Silver King		
20306	**26-3400**	418
20361	**62-1159**	418
20410	**74-1162**	110, 416
20651	**22-1542**	2, 417
20702	**28-1614**	418
20703	**28-1605**	415
20714	**26-3398**	417
20856	**26-6093**	416
20857	**26-6094**	416
20889	**46-1552**	4, 418
20907	**72-1676**	419
21012	**28-2419**	419
21069	**26-4205**	417
21073	**26-3410**	418
21113	**26-4503**	418
21256	**68-1271**	417
21332	**46-1554**	4, 418
21458	**26-3365**	418
21487	**22-4476**	417
22048	**68-1453**	417
22288	**32-1743**	419
22626	**46-1498**	418
22677	**56-1340**	416
22684	**26-3315**	419
22685	**26-3379**	419
22696	**26-6095**	419
22867	**26-6100**	419
22927	**26-6096**	419
22928	**26-6097**	419

OEM #	AllPoints #	Page(s)
Silver King (Cont.)		
22929	**26-6098**	419
22930	**26-6099**	419
22937	**28-2420**	419
23137	**26-3367**	415
23156	**26-6100**	419
23175	**26-3396**	417
23176	**26-3398**	417
23181	**26-3377**	416
23182	**26-3412**	416
23409	**28-1609**	415
25506	**26-3370**	419
25507	**26-3388**	419
25567	**26-3369**	415
26010	**32-1780**	417
26318	**72-1676**	419
27426	**28-1549**	417
27922	**26-3366**	418
33338	**46-1498**	418
35586	**28-2408**	419
40013	**28-2402**	417
40300	**46-1547**	4, 418
40755	**46-1577**	4, 418
40761	**74-1039**	110, 416
40982	**26-6128**	419
41215	**26-3406**	245, 416
41315	**74-1038**	110, 416
41703	**74-1039**	110, 416
42574	**34-1864**	416
42605	**46-1549**	4
42735	**26-5635**	419
42736	**28-2418**	419
42870	**46-1546**	4
42929	**46-1887**	418
42986	**26-6101**	417
43064	**46-1547**	4, 418
43145	**46-1548**	4
43425	**21-351**	129, 415
43500	**26-4102**	245, 415
43689	**26-3376**	415
60715	**28-1579**	416
60786	**26-5635**	419
60906	**28-1553**	417
62806	**74-1172**	110, 416
63019	**34-2260**	416
99196	**28-1298**	245, 415
99291	**42-1668**	418
99467	**26-6092**	417
99530	**26-3970**	161, 415
99531	**23-203**	415
10310-02	**74-1148**	110, 416
10310-04	**74-1039**	110, 416
10310-05	**74-1039**	110, 416
10310-06	**74-1038**	110, 416
10310-08	**74-1162**	110, 416
10310-12	**74-1285**	110, 416
10310-26	**74-1344**	110, 416
10310-33	**74-1160**	110, 416
10310-34	**74-1303**	110, 416
10310-44	**74-1302**	110, 416
10310-69	**74-1177**	110, 416
10314-63	**26-6091**	415
10316-01	**28-2404**	415
10316-03	**28-2405**	415
10327-16	**26-6102**	418
10335-02	**28-2406**	416
10335-19	**26-6103**	417
20702P	**28-1614**	418
20703P	**28-1605**	415
20714-1	**26-3396**	417
20714-1P	**26-3396**	417
20714-P	**26-3398**	417
21251-2	**68-1172**	247, 417
22288-1	**32-1743**	419
23869P	**28-2407**	418
25506P	**26-3370**	419
25507P	**26-3388**	419
35586S	**28-2408**	419
41033-2	**28-2409**	418
41033-3	**28-1786**	418
42736S	**28-2418**	419
60016-2	**28-1790**	417
60016-3	**28-1552**	417
99530P	**26-3970**	161, 415
99531P	**23-203**	415
99711P	**28-2403**	415
Stoelting		
152359	**28-1506**	420
295109	**44-1100**	82, 420
324163	**22-1549**	420
381804	**28-1532**	420
482004	**22-1550**	420
508017	**85-1152**	420
508135	**32-1683**	213, 420
521184	**32-1851**	421
570998	**26-3272**	421
624520	**32-1768**	420
624585	**32-1767**	420
624607	**32-1766**	420
624645	**32-1523**	420
624655	**32-1763**	420
624669	**32-1761**	420
624677	**32-1535**	420
624678	**32-1761**	420
625133	**32-1759**	420
625134	**32-1759**	420
667868	**32-1756**	421
667884	**32-1756**	421
694200	**26-3276**	421
694255	**26-3278**	421
694400	**26-3279**	421
696130	**26-3280**	421
696152	**26-3280**	421
744058	**44-1443**	421
744142	**44-1443**	421
744221	**32-1863**	421
756088	**32-1847**	421
1147653	**32-1767**	420
1147659	**32-1766**	420
1147664	**32-1763**	420
1147668	**32-1535**	420
1147669	**32-1761**	420
1147955	**26-3318**	420
1150665	**32-1761**	420
1151859	**26-3318**	420
3158258	**32-1851**	421
295109-SV	**44-1100**	82, 420
624520-5	**32-1768**	420
624585-5	**32-1767**	420
624607-5	**32-1766**	420
624645-5	**32-1523**	420
624655-5	**32-1763**	420
624677-5	**32-1535**	420
624678-5	**32-1761**	420
Taylor		
022672	**46-1558**	4
027505	**46-1558**	4
36397	**26-2073**	240
036573	**32-1782**	258, 423
048462	**66-219**	423
010425J	**32-1805**	217, 423
010425P	**32-1802**	217, 423
X33352	**28-1427**	422
X35577	**28-1455**	422
X36568	**28-1535**	422
X42496	**28-1441**	422
X48398	**28-1424**	422
X48404	**28-1438**	422
Tecumseh		
AEA2380ZXA	88-1919	55
AEA2413YXA	88-1909	55
AEA2413YXA	88-1910	55
AEA3430YXA	88-1915	55
AEA4440YXA	88-1916	55
AKA4476YXA	88-1917	55
AKA4476YXA	88-1918	55
Traulsen		
04503	**74-1054**	111, 426
04505	**74-1037**	111, 115, 426
04543	**74-1189**	111, 426
06056	**26-3311**	424
07386	**26-2635**	151, 152, 158, 428, 431
09500	**74-1044**	111, 426
09502	**74-1041**	111, 426
09503	**74-1042**	111, 426
12455	**46-1325**	4, 429
12768	**42-1803**	18, 425
12769	**46-1328**	4, 429
12785	**42-1445**	18, 348, 425
12893	**74-1127**	111, 427
13166	**22-1102**	130, 427
13194	**22-1102**	130, 427

OEM #	AllPoints #	Page(s)
Traulsen (Cont.)		
13305	**23-202**	329, 358, 361, 363, 371, 393, 429, 431
13438	**26-1577**	125, 427
13473	**28-1295**	245, 346, 359, 362, 387, 393, 424
16473	**74-1046**	111, 426
17607	**28-1221**	152, 428
19775	**74-1053**	111, 426
21461	**74-1052**	111, 426
21993	**42-1800**	18, 335, 430, 437, 448
26000	**26-2657**	162, 429
26005	**26-2650**	162, 428
27563	**74-1047**	111, 426
27564	**74-1048**	111, 426
27565	**74-1050**	111, 426
27566	**74-1051**	111, 426
27568	**74-1049**	111, 426
28235	**42-1406**	249, 363, 397, 429
28484	**28-1461**	424
28486	**26-4327**	425
28583	**26-1583**	125, 427
28994	**46-1326**	4, 429
29724	**68-1173**	247, 427
30858	**28-1433**	425
31307	**46-1327**	4, 429
33486	**26-2634**	152, 428
39393	**74-1040**	111, 426
39394	**74-1126**	111, 426
41222	**74-1287**	111, 426
43493	**74-1111**	111, 426
60028	**28-1299**	245, 424
60059	**74-1116**	111, 425
60060	**74-1146**	111, 425
239041	**26-2646**	162, 428
263708	**26-3310**	124, 427
267274	**46-1321**	3, 429
267275	**46-1334**	3, 429
282543	**21-351**	129, 424
282544	**26-4200**	328, 424
282545	**26-4199**	328, 424
433598	**46-1467**	4, 429
433623	**74-1414**	111, 426
13186-42	**26-3312**	427
200-39300-02	**26-4506**	425
266379-1	**74-1102**	104, 425
280984-10	**74-1104**	104, 111, 115, 426
280984-2	**74-1023**	104, 115, 426
280984-3	**74-1024**	104, 115, 426
280984-5	**74-1269**	104, 115, 426
282559-1	**26-6057**	424
282559-2	**26-6058**	424
28866-3	**26-1575**	125, 427
322-09513-00	**26-6059**	424
322-09525-00	**26-6060**	424
322-60003-00	**26-6110**	424
324-12455-00	**46-1325**	4, 429
324-12766-00	**44-1877**	425
324-12767-00	**44-1878**	425
324-12768-00	**42-1803**	18, 425
324-12769-00	**46-1328**	4, 429
324-12785-00	**42-1445**	18, 425
324-21993-00	**42-1800**	18, 430
324-28994	**46-1325**	4, 429
324-28994-00	**46-1326**	4, 429
324-31307-00	**46-1327**	4, 429
324-31865-00	**46-1331**	3, 4, 429
324-34100-00	**46-1559**	429
324-36989-00	**46-1325**	4, 429
324-38504-00	**44-1879**	430
324-60001-00	**46-1553**	4, 429
325-60028	**28-1299**	245, 424
325-60028-00	**28-1299**	245, 424
325-60071-02	**68-1525**	424
325-60072-00	**68-1524**	424
325-60080-08	**56-1579**	430
325-60080-25	**56-1580**	430
325-60103-00	**56-1581**	425
325-60209-00	**68-1525**	424
325-60240-10	**28-1294**	245, 424
327-12893-00	**74-1127**	111, 427
329-21611-00	**34-2256**	427
329-21613-00	**34-2257**	427
329-60015-01	**34-2264**	427
329-60022-00	**34-2265**	427
333-30630-01	**44-1885**	428
333-60331-00	**44-1880**	428
337-28235-00	**42-1406**	249, 429
337-30858-00	**28-1433**	425
337-31075-00	**38-1788**	425
337-60069-02	**44-1441**	428
337-60071-02	**44-1440**	428
337-60072-00	**44-1442**	428
337-60072-02	**44-1442**	428
337-60162-02	**44-1881**	428
337-60170-02	**44-1882**	428
337-60171-00	**44-1883**	428
337-60317-00	**44-1884**	428
337-60360-01	**44-1885**	428
337-60387-00	**46-1467**	4, 429
337-60405-02	**44-1441**	428
337-60406-02	**44-1440**	428
337-60407-02	**44-1442**	428
337-60407-2	**44-1442**	428
338-13473-00	**28-1295**	245, 424
338-29724	**68-1173**	247, 427
338-29724-00	**68-1173**	247, 427
338-60030-00	**68-1526**	427
338-60031-00	**68-1527**	427
340-26000-00	**26-2657**	162, 429
340-26000-02	**26-6111**	428
340-26005-00	**26-2650**	162, 428
340-60070-02	**26-6061**	162, 429
340-60074-02	**26-6112**	428
341-04503-00	**74-1054**	111, 426
341-04505-00	**74-1037**	111, 115, 426
341-04505-03	**74-1037**	111, 115, 426
341-04507-03	**74-1286**	111, 426
341-04543-03	**74-1189**	111, 426
341-09500-00	**74-1044**	111, 426
341-09500-03	**74-1044**	111, 426
341-09501-00	**74-1045**	111, 426
341-09502-00	**74-1041**	111, 426
341-09502-03	**74-1041**	111, 426
341-09503-00	**74-1042**	111, 426
341-09503-03	**74-1042**	111, 426
341-09504-00	**74-1407**	111, 426
341-16473-00	**74-1046**	111, 426
341-16970-00	**74-1043**	111, 426
341-19775-00	**74-1053**	111, 426
341-19775-03	**74-1053**	111, 426
341-21461-00	**74-1052**	111, 426
341-27563-00	**74-1047**	111, 426
341-27563-03	**74-1047**	111, 426
341-27564-00	**74-1048**	111, 426
341-27564-03	**74-1048**	111, 426
341-27565-00	**74-1050**	111, 426
341-27565-03	**74-1050**	111, 426
341-27566-00	**74-1051**	111, 426
341-27566-03	**74-1051**	111, 426
341-27568-00	**74-1049**	111, 426
341-27568-03	**74-1049**	111, 426
341-37204-00	**74-1408**	111, 426
341-39080-00	**74-1409**	111, 426
341-39393-00	**74-1040**	111, 426
341-39394-00	**74-1126**	111, 426
341-41215-00	**74-1114**	111, 426
341-41222-00	**74-1287**	111, 426
341-42090-01	**74-1410**	111, 425
341-60005-00	**74-1324**	111, 425
341-60005-01	**74-1411**	111, 427
341-60050-00	**74-1412**	111, 426
341-60059-00	**74-1116**	111, 425
341-60060-00	**74-1146**	111, 425
341-60083-00	**32-1893**	111, 425
341-60090-00	**74-1413**	111, 426
341-60145-00	**74-1327**	111, 425
341-60197-00	**74-1456**	111, 426
341-61097-00	**74-1045**	111, 426
344-06056-00	**26-3311**	424
344-07386-00	**26-2635**	151, 158, 428
344-08982-00	**26-1878**	161, 429
344-13140-01	**26-6062**	424
344-14732-03	**26-6063**	425
344-17607-00	**28-1221**	152, 428
344-24759-00	**23-207**	429
344-24759-01	**23-207**	429
344-24759-02	**26-3968**	161, 429
344-27869-00	**62-1194**	429
344-27870-00	**62-1195**	429
344-28484-00	**28-1461**	424
344-28486-00	**26-4327**	425

OEM #	AllPoints #	Page(s)
Traulsen (Cont.)		
344-28488-00	**28-2349**	329, 424
344-29021-03	**26-3310**	124, 427
344-32482-00	**26-6064**	424
344-33486-00	**26-2634**	152, 428
344-41808-01	**26-6065**	424
344-60155-00	**26-6066**	430
346-13186-42	**26-3312**	427
358-28924-42	**26-6113**	427
378-29776-00	**38-1789**	424
410-130-104-800	**26-4507**	428
501-60060-03	**26-6067**	427
60069-02	**44-1441**	428
60071-02	**44-1440**	428
60072-00	**44-1442**	428
SA-021-37	**26-6114**	428
SER-04503-00	**74-1054**	111, 426
SER-04505-00	**74-1037**	111, 115, 426
SER-09500-00	**74-1044**	111, 426
SER-09501-00	**74-1045**	111, 426
SER-09502-00	**74-1041**	111, 426
SER-09503-00	**74-1042**	111, 426
SER-09505-00	**74-1043**	111, 426
SER-13438-00	**26-1577**	125, 427
SER-14169-00	**74-1454**	111, 426
SER-16473-00	**74-1046**	111, 426
SER-16836-00	**26-6115**	427
SER-19775-00	**74-1053**	111, 426
SER-21461-00	**74-1052**	111, 426
SER-27563-00	**74-1047**	111, 426
SER-27564-00	**74-1048**	111, 426
SER-27565-00	**74-1050**	111, 426
SER-27566-00	**74-1051**	111, 426
SER-27568-00	**74-1049**	111, 426
SER-28583-00	**26-1583**	125, 427
SER-29021-03	**26-3310**	124, 427
SER-37698-00	**74-1455**	111, 426
SER-39393-00	**74-1040**	111, 426
SER-41222-00	**74-1287**	111, 426
SER-60089-00	**74-1415**	111, 426
SER-60248-00	**26-6116**	427
SER-60557-00	**68-1528**	427
SER-61097-00	**74-1045**	111, 426
SK-200-39300-02	**26-4506**	425
SK-512-20413-00	**26-6117**	428
SK-701-13694-00	**26-6118**	428
SVC-43493-00	**74-1111**	111, 426
SVC-60059-00	**74-1116**	111, 425
SVC-60060-00	**74-1146**	111, 425
SVC-60256-00	**32-1893**	111, 425
True		
38898	**46-1330**	3, 4, 436
400456	**46-1329**	3, 4, 436
800182	**44-1858**	435
800205	**51-1136**	431
800306	**46-1329**	3, 4, 436
800312	**46-1331**	3, 4, 436
800313	**46-1330**	3, 4, 400
800316	**42-1645**	436
800320	**46-1416**	4, 431
800345	**46-1420**	437
800366	**46-1566**	4, 436
800368	**46-1610**	4, 437
800382	**46-1386**	436
800386	**46-1611**	4, 437
800393	**46-1387**	436
800401	**68-1213**	434
800402	**68-1346**	434
800801	**56-1332**	431
801005	**26-5948**	431
801112	**38-1459**	434
801230	**38-1780**	434
801254	**38-1781**	434
801358	**38-1541**	434
801359	**38-1545**	434
801762	**38-1782**	431
801763	**38-1783**	431
801805	**34-1868**	433
801810	**34-2250**	433
802299	**23-207**	429, 436
810208	**28-1584**	431
810226	**28-2337**	433
810230	**28-2338**	434
810231	**28-1598**	434
810303	**28-1604**	433
810344	**26-3354**	433
810713	**74-1347**	112, 432
810719	**74-1290**	112, 432
810720	**74-1322**	99, 112, 432
810759	**74-1348**	112, 432
810764	**74-1153**	112, 432
810771	**74-1340**	112, 432
810772	**74-1152**	432
810777	**74-1349**	112, 432
810778	**74-1350**	112, 432
810780	**74-1351**	112, 432
810782	**74-1352**	112, 432
810800	**74-1155**	432
810801	**74-1057**	112, 432
810802	**74-1056**	112, 432
810803	**74-1058**	112, 432
810804	**74-1234**	112, 432
810805	**74-1156**	112, 432
810807	**74-1055**	112, 432
810808	**74-1161**	112, 432
810809	**74-1059**	112, 432
810810	**74-1061**	112, 432
810812	**74-1060**	112, 432
810813	**74-1062**	112, 432
810815	**74-1289**	112, 432
810816	**74-1288**	112, 432
810844	**74-1154**	112, 432
810846	**74-1106**	112, 432
810854	**74-1353**	112, 432
810861	**74-1233**	112, 432
810862	**74-1057**	112, 432
810878	**74-1157**	432
811110	**74-1354**	112, 432
811125	**74-1341**	112, 432
811131	**74-1465**	112, 432
811217	**28-2339**	431
811502	**28-1584**	431
820799	**26-5949**	437
827818	**26-3354**	433
830100	**28-2340**	433
830103	**22-1370**	150, 433
830108	**22-1520**	433
830416	**26-5950**	435
830517	**28-2341**	435
831305	**26-3344**	434
831306	**26-3353**	434
831357	**26-3344**	434
831600	**23-202**	431
831911	**42-1442**	18
831913	**42-1644**	437
831932	**46-1419**	436
831971	**42-2114**	437
831993	**42-1800**	18, 437
831994	**42-1644**	437
832103	**26-3351**	435
832135	**26-2635**	151, 152, 158, 431
832136	**21-351**	129, 433
841611	**26-2635**	151, 152, 158, 431
851138	**26-3341**	431
860078	**26-5952**	431
861106	**26-5953**	431
861127	**26-5954**	437
870837	**26-3363**	434
870838	**26-3348**	434
870841	**26-5929**	434
870842	**26-5930**	434
870843	**26-5955**	434
870865	**26-5956**	434
870897	**26-3343**	433
870898	**26-3345**	433
871751	**26-3347**	162, 435
871764	**26-5957**	435
871771	**26-5958**	435
871780	**26-4897**	162, 435
871781	**26-2655**	162, 435
871782	**26-5959**	162, 435
871785	**26-5960**	163, 435
872545	**26-2636**	152, 435
872553	**28-2342**	433
874020	**26-3346**	162, 435
874086	**26-3349**	162, 435
874087	**26-2655**	162, 435
874089	**26-3339**	163, 435
874100	**28-2343**	431
874655	**28-2344**	437
875545	**26-5961**	433
875587	**26-5962**	436
879473	**28-2345**	433
879863	**28-2346**	431
881734	**28-2347**	431
884605	**26-5963**	435

OEM #	AllPoints #	Page(s)
True (Cont.)		
884900	**22-1370**	150, 433
913390	**26-5964**	435
914920	**51-1136**	431
920158	**26-5965**	435
921088	**42-2115**	436
921847	**26-2635**	151, 158, 431
932587	**74-1355**	112, 432
932588	**74-1356**	112, 432
936124	**26-5967**	431
939673	**26-5968**	431
939674	**26-5969**	431
955235	**28-2348**	433
958745	**46-1386**	436
960640	**46-1611**	4, 437
963056	**46-1566**	4, 436
19-B-0163-4	**46-1331**	3, 4, 436
Turbo Air		
350000000	**26-6126**	441
3000000000	**26-4155**	441
3011802400	**26-4156**	438
3018121300	**44-1887**	441
3963220410	**68-1330**	441
3963328120	**68-1331**	441
3963339900	**68-1332**	441
30206A1400	**26-4157**	441
30206R1050	**26-4159**	438
30214R0100	**28-1780**	441
30218A0100	**26-4160**	438
30218B0100	**26-4161**	438
30218C0100	**26-4162**	438
30218F0200	**26-4163**	438
30220A0600	**26-4164**	439
30220L0900	**26-4165**	439
30223L0211	**74-1237**	99, 106, 113, 440
30223L0212	**74-1237**	99, 106, 113, 440
30223M0100	**74-1238**	106, 113, 385, 440
30223M0200	**74-1239**	106, 113, 385
30223P0100	**74-1240**	106, 113, 385, 440
30223U0200	**74-1241**	113, 440
30226A0101	**26-4166**	440
30226L0101	**26-4167**	385, 440
30227G2301	**38-1579**	443
30227Q1200	**44-1582**	441
30227Q1300	**44-1583**	441
30230R1000	**38-1580**	442
30230R1100	**38-1581**	442
30242R1100	**28-1781**	441
30243L0206	**46-1634**	438
30243L0315	**46-1635**	438
30243R0100	**46-1636**	438
30243R0200	**46-1637**	438
30247K0200	**26-4168**	441
30270B0210	**26-6038**	439
30270M1011	**26-4169**	440
30270M1111	**26-4170**	440
30270T0100	**26-4171**	440
30270U0200	**26-4172**	439
30272L0400	**38-1582**	440
30278A0207	**26-4173**	163, 442
30278D0107	**26-4174**	163, 442
30278F0300	**26-4175**	163, 442
30278H0104	**26-4176**	163
30278K0101	**26-4177**	163, 442
30278L0100	**26-4178**	163, 442
30278L0200	**26-4179**	163, 442
30278Q0100	**26-4180**	163, 442
30278Q0200	**26-4181**	163, 442
30279D0121	**38-1583**	443
30279F8502	**38-1584**	443
30279H0141	**38-1585**	443
30281H0350	**44-1584**	439
30281M0300	**44-1585**	443
30281Q0100	**42-1833**	443
30283D0700	**46-1833**	443
30283K0100	**46-1639**	443
30283K0110	**46-1638**	443
30283L0100	**46-1650**	443
30283M0710	**46-1639**	443
30284L0100	**44-1586**	443
30284L0200	**44-1587**	443
400EL15130	**38-1586**	438
401RD35050	**38-1587**	438
BS1X154A	**46-1640**	438
CONLOOP2848	**26-4182**	439
CONLOOP6072	**26-4183**	439
CTRKEY	**26-6125**	441
DS1X154A	**46-1641**	438
G2F0800100	**26-4184**	163, 442
G2R4400101	**26-4185**	440
G5R4400101	**26-4186**	440
G8F1800101	**26-4187**	163, 442
G8F1800201	**26-4188**	163, 442
G8F2600500	**38-1589**	440
G8F5300600	**38-1589**	440
G8F5400101	**46-1642**	438
G8R5400101	**46-1643**	438
GNA-240L-4	**46-1644**	443
GNA-242L	**46-1645**	443
M272300100	**74-1239**	106, 113, 440
M367000101	**26-4189**	439
M602300100	**74-1241**	113, 440
M722300100	**74-1238**	106, 113, 440
M725200100	**26-4190**	438
M725200101	**26-4191**	438
M727000102	**26-4192**	439
P2R3300200	**74-1399**	113, 440
P8F3300200	**74-1400**	113, 440
P993200800	**26-4193**	439
P998200100	**26-4194**	441
R2263-034	**26-4195**	439
R3313-151	**26-4196**	439
R3903-354	**74-1242**	106, 113, 440
R3903-570	**74-1243**	113, 440
R7103-251	**46-1646**	439
R7103-261	**46-1647**	439
R7109-506	**46-1648**	439
R7109-512	**46-1649**	439
R7203-020	**42-1834**	443
R7213-081	**44-1588**	441
R7213-091	**44-1589**	441
R7213-101	**44-1590**	441
R7213-111	**44-1591**	441
R7232-030	**46-1650**	443
R7253-080	**44-1592**	441
R7383-010	**38-1590**	440
R7543-100	**38-1591**	438
R7543-110	**38-1592**	438
R8613-353	**26-4197**	439
T3F1800100	**26-4206**	163, 442
Z673101000	**74-1240**	106, 113, 440
ZK-SOCKETLEAD	**38-1593**	442
Victory		
10685101	**26-1583**	125, 446
50021101	**23-202**	431
50022501	**26-1877**	161, 444
50022601	**26-1878**	161, 444
50023901	**26-6068**	444
50058601	**22-1099**	131, 446
50064501	**26-3229**	444
50102401	**38-1010**	447
50110001	**28-1639**	447
50181402	**46-1432**	448
50186301	**46-1515**	448
50197302	**42-1800**	18, 448
50198901	**26-6071**	444
50199101	**26-6070**	444
50245501	**74-1185**	114, 446
50279901	**26-3232**	444
50316401	**74-1420**	114, 446
50316402	**74-1420**	114, 446
50317501	**46-1881**	448
50354101	**26-3225**	446
50354301	**26-3228**	446
50356301	**74-1067**	114, 445
50356401	**74-1069**	114, 445
50357501	**42-1410**	249, 448
50359405	**74-1416**	114, 445
50367901	**26-3003**	123, 446
50373001	**46-1501**	2, 4, 448
50384301	**74-1417**	114, 446
50384302	**74-1417**	114, 446
50520101	**26-1583**	125, 446
50548204	**26-3226**	162, 447
50582902	**74-1175**	114, 445
50596301	**34-1846**	446
50596901	**74-1063**	114, 445
50596902	**74-1064**	114, 445
50597107	**26-3227**	447
50597701	**26-2643**	162, 447
50597702	**26-2643**	162, 447
50597706	**26-3231**	162, 447
50597802	**26-2653**	162, 447

OEM #	AllPoints #	Page(s)
Victory (Cont.)		
50597806	**26-2652**	162, 447
50597902	**26-2660**	162, 447
50598001	**28-1641**	444
50598901	**34-1936**	446
50599401	**46-1456**	448
50599501	**46-1461**	448
50600803	**74-1068**	114, 445
50600804	**74-1066**	114, 445
50601504	**74-1183**	114
50601506	**74-1421**	114, 446
50602101	**68-1174**	247, 447
50602602	**28-1738**	245, 444
50602603	**28-1300**	245, 444
50606001	**38-1529**	447
50615801	**74-1151**	114, 445
50615802	**74-1180**	114, 445
50616101	**46-1560**	4, 448
50616201	**46-1882**	448
50616202	**46-1421**	448
50620501	**34-1847**	446
50622101	**26-3260**	446
50622102	**26-3249**	446
50625701	**28-1669**	245, 446
50630601	**74-1070**	114, 445
50630602	**74-1188**	114, 445
50630603	**74-1173**	114, 445
50631501	**34-1843**	446
50631602	**26-6069**	163, 447
50635201	**74-1423**	114, 447
50635202	**74-1424**	114, 447
50636401	**42-1614**	448
50637601	**42-1614**	448
50639801	**68-1174**	247, 447
50648301	**26-6072**	444
50648302	**26-3233**	444
50648302	**26-2414**	239
50648306	**26-2412**	239, 444
50671801	**26-6073**	447
50683201	**62-1042**	11, 448
50688301	**26-1573**	124, 446
50690201	**74-1170**	114, 446
50690601	**26-2119**	444
50707211	**62-1139**	448
50707213	**44-1434**	447
50751801	**74-1179**	114, 445
50753901	**74-1291**	114, 445
50827401	**62-1132**	11, 448
50827802	**74-1178**	114, 445
50834201	**74-1129**	114, 445, 448
50866901	**74-1159**	114, 445
50867001	**74-1186**	114, 445
50870101	**68-1158**	444
50870202	**46-1421**	448
50876403	**74-1418**	114, 445
50879501	**74-1150**	114, 445
50879502	**74-1149**	114, 445
50881401	**74-1422**	114, 445
50881501	**74-1419**	114, 445
50885601	**62-1138**	448
50885602	**62-1138**	448
50907001	**74-1466**	114, 445
50907001	**74-1466**	114, 445
84563101	**74-1182**	114, 445
99147201	**26-3249**	446
99147301	**26-3260**	446
99148002	**28-1664**	444
99148003	**26-3229**	444
99148004	**26-1877**	161, 444
99148005	**26-1878**	161, 444
99156013	**62-1139**	448
Vollrath		
22525	**74-1073**	105, 115, 377
22591	**74-1071**	105, 115, 377
22594	**74-1072**	105, 115, 377
53311	**74-1072**	105, 115, 377
22525-1075	**74-1073**	105, 115, 377
22591-1075	**74-1071**	105, 115, 377
22594-1075	**74-1072**	105, 115, 377
22614-1075	**74-1294**	105, 115, 377
22615-1075	**74-1295**	105, 115, 377
22618-1075	**74-1292**	105, 115, 377
22619-1075	**74-1293**	105, 115, 377
23596-1075	**22-4479**	137, 378
53148-2565	**74-1294**	105, 115, 377
53149-2565	**74-1293**	105, 115, 377
53150-2565	**74-1295**	105, 115, 377
53271-2565	**74-1037**	111, 115, 426
53312-2565	**74-1071**	105, 115, 377
56147-2565	**74-1292**	105, 115, 377

We have additional cross references in our system and are adding more every day.

Give us a call if you don't find what you are looking for.

1-800-332-2500

For Cooking Equipment, See our Hot Side Catalog

Featuring Replacement Parts, Supplies and Accessories for the following manufacturers:

Accutemp
Adamation
Adcraft
Advance Controls
Alto-Shaam
Amana
American Dish Service
American Metal Ware
American Range
Anets
APW (American Permanent Ware)
Aqua-Pure
Aquatrol
Arrow Hart
Asco
Atlas
Autofry/Motion Technologies
B K Industries
Bakers Pride
Bar Maid
Barnes And Jones
Baso
Bastian Blessing
Belleco
Berkel
Bevles
Biro
Bizerba
BKI (Barbeque King)
Black Rhino
Blakeslee
Blickman
Blodgett
Bloomfield
Brewmatic
Brite-Way
Broaster
Bunn
Buss
C Cretors
Cadco
Cambro
Canplas
Carter Hoffmann
CDN
Cecilware
Champion
Chromalox
Clark
Cleveland
CMA Dishmachines
Comark
Comstock Castle
Conbraco
Connerton
Cooper Wiring
Crathco
Crescor
Crown
Cuno
Curtis
Custom Deli Equipment
DCS
Dean
Delfield
Dormont
Duke
Dynamic Mixer
Eagle
Eagle/Metal Masters
Edlund
EGO
Electrolux
Ember Glo
Energy Mizer
Essex Stemco
Everpure
Falcon
Farberware
Fast
Federal Industries
Fenwal
Fetco
Fisher
Fisher Mfg
Flame Guard
Fluke
Franklin Chef
Frymaster
Fusion
FWE (Food Warming Equipment)
Garland
Glass Pro
Globe
Grindmaster
Groen
Hamilton Beach
Harper Wyman
Hartland Controls
Hatco
Hays
Henny Penny
Hickory
Hobart
Hollymatic
Holman
Honeywell
Hubbel
Imperial
Insinger
In-Sink-Erator
Intedge
Intek
Intermetro
Jackson
Jade Range
Jet Force
Jet Spray
Kason
Keating
Knight
Lang
Legion
Lincoln
Loctite
Magikitch'N
Marathon Heater
Market Forge
Marsal And Sons
Marshall Air
Maxitrol
Meiko
Merco
Middleby Marshall
Miroil
MKE
Montague
Moyer Diebel
Nemco
Nieco
Nu-Vu
Panasonic
Parker
Pelouze
Penn-Johnson
Perfect Fry
Pitco
Prince Castle
Randell
Rankin Delux
Rational
Research Products
Robertshaw
Robot Coupe
Rocky Mountain Cookware
Roll-A-Grill
Roundup
Royal Range
Salvajor
San Jamar
Savory
Scratch-B-Gone
Seco
Selecto
Server Products
Sheila Shine
Silver King
Southbend
Southern Pride
Star Metal
Star Mfg
Stera-Sheen
Stero
Sunne Controls
Super Systems
Super-Chef
T&S
Table Shox
Taylor
TEC
Toastmaster
Toastwell
Tomlinson
Traulsen
Tri-Star
Turbochef
UEI
Ultra-Serve
Univex
US Range
Vita-Mix
Vollrath
Vulcan Hart
Waring
Watts
Wells
West Bend
White Rodgers
Winston Products
Wittco
Wolf
Wyott

CALL 800-332-2500 TO REQUEST A HOT SIDE CATALOG

AllPoints® Foodservice Parts & Supplies

BLIND DROP SHIPMENTS AT NO EXTRA CHARGE

DIRECT TO YOU

OR

DIRECT TO YOUR CUSTOMER

NO INVENTORY? NO PROBLEM! AllPoints will ship direct to you or your customer with the option for your name on the package, not ours. Have the parts waiting for you at the job site!

Item Page Number Look-up

AllPoints #	Page #
11-327	296
11-348	296
11-349	296
13-454	319
13-464	319
13-468	319
13-477	319
13-489	319, 320
13-490	319, 320
13-491	318, 319, 320
13-494	318, 319, 320
13-497	319
13-504	320
13-507	319
13-508	319
13-509	319
13-510	319
13-511	319
13-515	319
13-516	319, 320
21-305	153
21-309	149
21-351	129, 329, 362, 390, 415, 424, 433
21-426	127
21-455	137
21-465	137
21-466	137
21-476	138
23-100	162
23-202	329, 336, 358, 361, 363, 371, 393, 429, 431, 444
23-203	329, 361, 397, 415
23-207	429, 436
23-230	261
23-231	261
23-305	260
23-306	260
23-347	250
26-836	402
31-905	167
36-231	157
36-232	157
42-358	167
46-539	262
66-219	410, 423
66-332	409, 410
76-290	262
76-352	262
76-407	262
76-537	262
76-539	262
76-540	262
78-420	262
78-422	262
78-424	262
78-429	262
78-430	262
78-434	262
78-436	262
78-439	262
78-440	262
78-442	262
78-444	262
78-449	262
78-464	262
78-469	262
78-523	262
78-538	262
78-888	262
78-920	262
78-934	262
78-936	262
78-960	262
78-964	262
78-966	262
95-135	409
95-180	409
16-1199	303
22-1001	292
22-1020	282
22-1022	282
22-1024	275, 278
22-1076	276, 277
22-1077	276, 277
22-1078	131
22-1079	130
22-1089	338, 375
22-1090	292
22-1093	130
22-1094	130
22-1095	130
22-1096	131
22-1097	131
22-1098	131, 363
22-1099	131, 446
22-1100	131
22-1101	130
22-1102	130, 427
22-1103	132
22-1104	135
22-1105	134
22-1109	300
22-1110	413
22-1113	292
22-1114	292
22-1134	286
22-1136	295
22-1137	295
22-1152	140
22-1153	140
22-1154	139
22-1155	139
22-1160	142
22-1161	414
22-1162	411, 413
22-1240	150
22-1308	345
22-1352	150
22-1365	150, 354
22-1366	150
22-1367	150
22-1368	150, 391
22-1370	150, 433
22-1372	150
22-1373	150
22-1394	150
22-1456	130
22-1468	130
22-1469	130
22-1470	130
22-1508	287
22-1520	433
22-1529	144
22-1536	357
22-1542	2, 352, 417
22-1544	144
22-1545	144
22-1549	420
22-1550	420
22-1581	295
22-1582	390
22-1588	390
22-1596	139
22-1600	275, 278
22-1673	2
22-4323	140
22-4472	265
22-4473	266
22-4474	268
22-4476	417
22-4479	137, 378
22-6276	140
24-2279	252
26-0000	346
26-1003	301
26-1017	291
26-1019	292
26-1020	292
26-1021	293
26-1022	293
26-1023	293
26-1024	291
26-1025	291
26-1026	291
26-1027	291
26-1043	228
26-1044	228
26-1045	228
26-1046	228
26-1047	228
26-1048	228
26-1049	228
26-1050	228
26-1051	228
26-1052	228
26-1053	228
26-1054	228
26-1055	228
26-1056	228
26-1057	228
26-1058	229
26-1059	229
26-1060	229
26-1061	229
26-1062	229
26-1063	229
26-1064	229
26-1065	228
26-1066	228
26-1067	228
26-1068	228
26-1069	228
26-1070	228
26-1071	228
26-1072	228
26-1073	228
26-1074	228
26-1075	228
26-1133	293
26-1134	293
26-1135	293
26-1136	293
26-1137	293
26-1154	229
26-1155	229
26-1156	229
26-1157	229
26-1158	229
26-1159	229
26-1160	229
26-1161	229
26-1162	229
26-1163	229
26-1164	229
26-1165	282
26-1166	282
26-1169	275, 282
26-1170	275, 282
26-1171	282
26-1175	274
26-1177	274
26-1179	274
26-1180	274
26-1181	274
26-1183	274
26-1184	274
26-1186	274
26-1188	276, 277
26-1236	240
26-1250	287
26-1251	287
26-1252	287
26-1253	287
26-1254	287
26-1255	285
26-1256	285
26-1257	285
26-1258	285
26-1259	285
26-1293	265, 281
26-1294	281
26-1295	283
26-1296	282
26-1319	285
26-1320	285
26-1336	380
26-1441	295
26-1442	295
26-1457	275
26-1458	275
26-1473	240
26-1474	228
26-1475	228
26-1476	228
26-1477	228
26-1478	228
26-1479	228
26-1480	228
26-1481	228
26-1482	228
26-1483	228
26-1484	228
26-1485	228
26-1486	228
26-1487	228
26-1488	228
26-1489	228
26-1490	228
26-1491	228
26-1492	228
26-1493	228
26-1494	228
26-1495	228
26-1497	275
26-1498	276, 277
26-1500	277
26-1501	277
26-1502	277
26-1503	277
26-1504	277
26-1505	276
26-1506	276
26-1507	276
26-1508	276
26-1512	124
26-1558	340, 376
26-1570	124
26-1571	124
26-1572	124
26-1573	124, 332, 364, 446
26-1574	333, 447
26-1575	125, 427
26-1576	125
26-1577	125, 427
26-1578	124
26-1579	123
26-1580	123, 352, 389
26-1581	123
26-1582	124
26-1583	125, 332, 352, 358, 363, 396, 427, 446
26-1584	124
26-1585	146
26-1586	146
26-1587	132
26-1588	132
26-1628	244
26-1714	281
26-1715	274
26-1717	274
26-1719	274
26-1721	266, 280
26-1722	275
26-1723	300
26-1724	288
26-1725	282
26-1728	192
26-1729	192
26-1730	192
26-1731	192
26-1732	192
26-1740	292
26-1749	156
26-1795	302
26-1799	286
26-1831	295
26-1832	295
26-1834	295
26-1871	161
26-1872	161
26-1873	161
26-1874	161
26-1875	161
26-1876	161
26-1877	161, 355, 363, 389, 397, 444
26-1878	161, 329, 355, 389, 397, 429, 444
26-1879	161
26-1880	161, 363
26-1881	161 364
26-1882	250
26-1885	128, 346, 362, 387
26-1886	128, 346, 362, 387
26-1887	128, 346, 362, 387
26-1888	128, 346, 362, 387
26-1889	148
26-1890	146
26-1891	146
26-1892	129
26-1893	140
26-1894	140
26-1895	140
26-1896	139
26-1897	141
26-1898	139
26-1899	137
26-1900	137
26-1901	137
26-1902	137
26-1903	137
26-1904	136, 378
26-1905	136
26-1906	136
26-1907	136, 390
26-1908	136
26-1909	136
26-1910	136
26-1911	136
26-1912	136
26-1915	302
26-1919	275
26-1920	275
26-1921	275
26-1922	275
26-1923	275
26-1924	275
26-1925	275
26-1932	161
26-1943	291

Item Page Number Look-up

AllPoints #	Page #
26-1951	240
26-1955	345
26-1956	345
26-1957	345
26-1966	411, 414
26-1967	412, 413
26-1968	412, 413
26-1969	412, 413
26-1970	411, 413
26-1971	411, 413
26-2073	240
26-2119	444
26-2120	151
26-2295	276
26-2296	277
26-2310	345
26-2336	267
26-2337	296
26-2338	296
26-2345	229
26-2346	270
26-2347	270
26-2355	268
26-2356	268
26-2357	268
26-2358	270
26-2359	270
26-2360	270
26-2361	288
26-2362	237
26-2363	237
26-2364	237
26-2365	237
26-2366	237
26-2367	237
26-2368	237
26-2369	237
26-2370	237
26-2371	237
26-2372	238
26-2373	238
26-2374	238, 347
26-2375	238
26-2376	238
26-2377	238
26-2378	238
26-2379	238
26-2380	237, 238
26-2381	237
26-2382	236
26-2383	236
26-2384	236
26-2385	236
26-2386	236
26-2387	236
26-2388	236
26-2389	236
26-2390	236
26-2391	236
26-2392	236
26-2393	236
26-2394	236
26-2395	236
26-2396	236
26-2397	236
26-2398	236
26-2399	236
26-2400	236
26-2401	236
26-2402	236
26-2403	236
26-2404	236
26-2405	236
26-2406	236
26-2407	236
26-2408	236
26-2409	236
26-2410	236
26-2411	236
26-2412	239, 444
26-2413	239
26-2414	239, 347
26-2415	239
26-2416	239
26-2418	239
26-2419	239
26-2420	239
26-2421	239
26-2422	239, 329, 347, 362, 388
26-2423	239, 329, 347, 362, 388
26-2424	239
26-2425	239
26-2426	239
26-2427	239
26-2428	239
26-2429	239
26-2430	270
26-2431	270
26-2432	270
26-2433	240
26-2435	240
26-2436	240
26-2437	240, 353
26-2438	240
26-2439	240, 353
26-2440	240
26-2441	240
26-2442	242
26-2443	242
26-2444	242
26-2445	240
26-2446	238
26-2447	238
26-2456	276
26-2515	237
26-2550	286
26-2569	144
26-2621	151
26-2622	151
26-2623	151
26-2624	151
26-2625	151
26-2626	151
26-2627	151
26-2628	151
26-2629	151
26-2631	152, 328
26-2632	152, 397
26-2633	152
26-2634	152, 428
26-2635	151, 152, 158, 364, 428, 431
26-2636	152, 435
26-2637	152
26-2641	162, 354
26-2642	162
26-2643	162, 447
26-2644	162, 336
26-2645	162
26-2646	162, 364, 428
26-2647	162
26-2648	162, 336
26-2649	162
26-2650	162, 428
26-2651	162
26-2652	162, 363, 447
26-2653	162, 447
26-2654	162
26-2655	162, 435
26-2656	162
26-2657	162, 429
26-2658	162
26-2659	162
26-2660	162, 447
26-2661	162
26-2662	162
26-2676	162, 354
26-2716	118
26-2737	231
26-2742	295
26-2743	295
26-2784	239
26-2785	239
26-2831	231
26-2838	231
26-2846	231
26-2851	231
26-2855	231
26-2867	318
26-2899	229
26-2917	239
26-2918	239
26-2919	239
26-2920	234
26-2921	234
26-2922	234
26-2923	234
26-2926	234
26-2932	234
26-2933	234
26-2934	234
26-2989	229
26-2997	146, 377
26-2998	146, 148, 385
26-2999	146, 148
26-3003	123, 446
26-3073	240
26-3098	162, 333
26-3099	162, 354, 389
26-3112	234
26-3113	234
26-3139	293
26-3140	292
26-3144	338, 375
26-3145	338, 375
26-3146	338, 375
26-3147	338, 375
26-3152	345
26-3160	283
26-3161	283
26-3164	164
26-3179	265
26-3190	294
26-3191	294
26-3192	296
26-3211	164
26-3215	164
26-3216	164
26-3219	164
26-3223	156
26-3225	446
26-3226	162, 447
26-3227	447
26-3228	446
26-3229	444
26-3230	240
26-3231	162, 371, 447
26-3232	444
26-3233	444
26-3234	139
26-3235	402
26-3236	346
26-3237	348
26-3239	355
26-3240	401
26-3241	352
26-3242	401
26-3243	347
26-3244	352
26-3245	162, 354
26-3246	348
26-3248	403
26-3249	446
26-3250	403
26-3252	234
26-3254	234
26-3257	240
26-3260	446
26-3261	348
26-3264	162, 397
26-3265	397
26-3267	239
26-3269	239
26-3270	239
26-3271	239
26-3272	421
26-3273	396
26-3276	421
26-3277	239
26-3278	421
26-3279	421
26-3280	421
26-3284	239
26-3286	240
26-3288	139
26-3289	162, 333
26-3291	332
26-3292	332
26-3293	162, 333
26-3298	240
26-3299	396
26-3300	239
26-3301	240
26-3303	139
26-3304	342, 399
26-3306	239
26-3307	342, 399
26-3308	342, 399
26-3310	124, 427
26-3311	424
26-3312	427
26-3313	236
26-3314	240
26-3315	419
26-3317	126
26-3318	420
26-3319	126
26-3320	126
26-3321	380
26-3322	381
26-3323	381
26-3324	379
26-3327	146, 327, 377
26-3328	238
26-3329	238
26-3331	238
26-3332	238
26-3333	238
26-3335	238
26-3336	238
26-3337	238
26-3339	163, 435
26-3341	431
26-3343	433
26-3344	434
26-3345	433
26-3346	162, 435
26-3347	162, 435
26-3348	434
26-3349	162, 435
26-3351	435
26-3353	434
26-3354	433
26-3357	130
26-3358	136
26-3359	136, 390
26-3360	136
26-3362	146
26-3363	434
26-3364	236
26-3365	418
26-3366	418
26-3367	415
26-3369	415
26-3370	419
26-3371	236
26-3372	236
26-3373	236
26-3375	234
26-3376	415
26-3377	416
26-3378	236
26-3379	419
26-3381	123, 352, 389
26-3382	123
26-3383	123
26-3384	352
26-3385	346
26-3386	346
26-3388	419
26-3389	390
26-3390	123
26-3391	238
26-3392	365
26-3393	390
26-3394	144
26-3395	390
26-3396	417
26-3398	417
26-3399	390
26-3400	418
26-3401	390
26-3403	390
26-3405	390
26-3406	245, 416
26-3408	236
26-3410	418
26-3411	236
26-3412	416
26-3414	390
26-3477	266
26-3480	277
26-3482	282
26-3483	281
26-3484	275
26-3486	276
26-3487	275
26-3490	274
26-3491	274
26-3492	282
26-3493	282
26-3494	282
26-3495	282
26-3496	282
26-3498	275
26-3502	275
26-3516	276
26-3595	134
26-3596	134
26-3599	134
26-3642	357
26-3664	295
26-3666	412
26-3667	412, 413
26-3671	411
26-3680	412, 413
26-3714	257, 409
26-3718	242
26-3727	258
26-3732	295
26-3733	295
26-3734	295
26-3735	295
26-3736	295
26-3737	295
26-3742	243
26-3746	294, 295
26-3749	258, 410, 412
26-3750	411
26-3751	258, 410
26-3755	258, 410
26-3758	258, 410
26-3759	412
26-3760	412
26-3763	258, 410

Item Page Number Look-up

AllPoints #	Page #
26-3773	258, 410
26-3776	258, 410
26-3779	258, 410
26-3782	243
26-3783	243
26-3784	243
26-3785	243
26-3786	243
26-3787	243
26-3788	243
26-3789	244
26-3790	243
26-3791	243
26-3792	244
26-3794	244
26-3795	244
26-3796	244
26-3798	243
26-3805	243
26-3807	243
26-3814	244
26-3816	243
26-3818	255
26-3819	255
26-3820	255
26-3821	243
26-3823	244
26-3834	244
26-3835	244
26-3855	229
26-3944	161
26-3961	161
26-3965	161
26-3968	161, 429
26-3970	161, 415
26-3971	322
26-3988	347
26-3994	149
26-3995	147
26-3996	147
26-3998	322
26-4020	161
26-4022	161
26-4023	161
26-4028	161
26-4032	161
26-4036	161
26-4040	296
26-4047	123
26-4048	123
26-4075	123
26-4076	123
26-4078	139
26-4079	139
26-4080	139
26-4086	148
26-4091	340
26-4092	338
26-4093	340
26-4094	340
26-4095	340
26-4096	369
26-4097	369
26-4098	364
26-4099	364
26-4100	165
26-4101	245
26-4102	245, 415
26-4103	245
26-4104	245, 328
26-4105	245
26-4106	245
26-4107	74
26-4108	74
26-4109	175
26-4112	340
26-4124	258, 410
26-4125	258, 410
26-4126	257, 409
26-4146	403
26-4147	405
26-4148	402
26-4149	402
26-4150	403
26-4151	401
26-4152	365
26-4153	369
26-4154	369
26-4155	385, 441
26-4156	384, 438
26-4157	441
26-4159	438
26-4160	384, 438
26-4161	384, 438
26-4162	384, 438
26-4163	384, 438
26-4164	439
26-4165	329, 384, 439
26-4166	440
26-4167	385, 440
26-4168	441
26-4169	384, 440
26-4170	384, 440
26-4171	384, 440
26-4172	439
26-4173	163, 442
26-4174	163, 442
26-4175	163, 386, 442
26-4176	163
26-4177	163, 442
26-4178	163, 386, 442
26-4179	163, 386,442
26-4180	163, 386, 442
26-4181	163, 386, 442
26-4182	439
26-4183	439
26-4184	163, 442
26-4185	440
26-4186	440
26-4187	163, 442
26-4188	163, 442
26-4189	439
26-4190	438
26-4191	438
26-4192	439
26-4193	439
26-4194	441
26-4195	439
26-4196	384, 439
26-4197	439
26-4198	396
26-4199	328, 424
26-4200	328, 424
26-4201	333
26-4202	162, 397
26-4203	328
26-4204	397
26-4205	417
26-4206	163, 442
26-4207	346
26-4208	352
26-4209	352
26-4210	346
26-4211	346
26-4212	163, 354
26-4213	353
26-4214	202
26-4215	202
26-4216	202
26-4217	202
26-4218	202
26-4219	202
26-4220	202
26-4221	202
26-4222	202
26-4223	202
26-4224	202
26-4225	202
26-4226	202
26-4227	202
26-4228	202
26-4229	202
26-4230	202
26-4231	202
26-4232	202
26-4233	202
26-4234	202
26-4235	202
26-4236	202
26-4237	202
26-4238	202
26-4239	202
26-4240	156, 202
26-4241	202
26-4242	202
26-4243	202
26-4244	202
26-4245	202
26-4246	202
26-4247	202
26-4248	202
26-4249	202
26-4250	202
26-4251	202
26-4252	202
26-4253	202
26-4254	202
26-4255	202
26-4256	202
26-4257	202
26-4258	202
26-4259	202
26-4260	202
26-4261	202
26-4262	202
26-4263	202
26-4264	202
26-4265	202
26-4266	202
26-4267	202
26-4268	203
26-4269	203
26-4270	203
26-4271	203
26-4272	203
26-4273	203
26-4274	203
26-4275	203
26-4276	203
26-4277	203
26-4278	203
26-4280	203
26-4281	203
26-4282	203
26-4283	203
26-4284	203
26-4285	203
26-4292	203
26-4293	203
26-4294	203
26-4295	203
26-4296	203
26-4297	203
26-4298	203
26-4303	203
26-4304	203
26-4306	203
26-4307	203
26-4309	203
26-4310	204
26-4311	204
26-4312	204
26-4313	204
26-4314	204
26-4315	204
26-4318	150, 157
26-4326	141
26-4327	425
26-4332	259
26-4333	259
26-4334	259
26-4335	259
26-4336	259
26-4337	259, 289
26-4338	259, 289
26-4340	202
26-4461	288
26-4471	354
26-4473	358
26-4485	123
26-4503	418
26-4506	425
26-4507	428
26-4518	385
26-4528	244
26-4736	239
26-4897	162, 435
26-4898	355
26-4899	355
26-5164	288
26-5171	288
26-5250	282
26-5307	148
26-5324	149
26-5341	336
26-5350	327
26-5447	241
26-5496	329
26-5621	345
26-5635	419
26-5743	128
26-5746	142
26-5747	142
26-5757	131
26-5799	322
26-5800	322
26-5801	322
26-5802	322
26-5909	265
26-5910	265
26-5911	264, 265
26-5912	265
26-5913	264, 265
26-5914	264, 265
26-5915	264, 265
26-5916	264
26-5917	264, 266
26-5918	266
26-5919	268
26-5920	268
26-5921	268
26-5922	268
26-5923	268
26-5924	268
26-5925	268
26-5926	268
26-5927	268
26-5928	270
26-5929	434
26-5930	434
26-5931	352
26-5932	352
26-5948	431
26-5949	437
26-5950	435
26-5952	431
26-5953	431
26-5954	437
26-5955	434
26-5956	434
26-5957	435
26-5958	435
26-5959	162, 435
26-5960	163, 435
26-5961	433
26-5962	436
26-5963	435
26-5964	435
26-5965	435
26-5967	431
26-5968	431
26-5969	431
26-5970	332
26-5971	332
26-5972	332
26-5973	333
26-5974	329
26-5975	329
26-5976	335
26-5977	328
26-5978	332
26-5979	333
26-5980	329
26-5981	328
26-5982	333
26-5983	328
26-5984	367
26-5985	366
26-5986	364
26-5987	365
26-5990	381
26-5991	380
26-5992	380
26-5993	380
26-5994	353
26-5995	353
26-5996	355
26-5997	347
26-5998	347
26-5999	347
26-6001	346
26-6002	348, 362
26-6003	346
26-6004	348
26-6005	348
26-6006	348
26-6007	348
26-6008	346
26-6009	347
26-6010	347
26-6011	355
26-6012	348
26-6013	348
26-6014	348
26-6015	348
26-6016	354
26-6017	162, 354
26-6018	162, 354
26-6019	163, 354
26-6020	352, 389
26-6021	354
26-6022	346
26-6023	372
26-6024	373
26-6025	372
26-6026	195
26-6027	73
26-6028	73
26-6029	176
26-6030	378
26-6031	360
26-6032	360
26-6033	361
26-6034	361
26-6035	163, 361
26-6036	162, 361
26-6037	162, 361
26-6038	439
26-6039	359
26-6040	405
26-6041	402
26-6043	393
26-6044	397
26-6045	162, 397
26-6046	163, 397
26-6047	393

Item Page Number Look-up

AllPoints #	Page #
26-6048	393
26-6049	393
26-6050	396
26-6051	393
26-6052	393
26-6053	396
26-6054	396
26-6055	396
26-6056	398
26-6057	424
26-6058	424
26-6059	424
26-6060	424
26-6061	162, 429
26-6062	424
26-6063	425
26-6064	424
26-6065	424
26-6066	430
26-6067	427
26-6068	444
26-6069	163, 447
26-6070	444
26-6071	444
26-6072	444
26-6073	447
26-6074	392
26-6075	392
26-6076	392
26-6077	393
26-6078	392
26-6079	393
26-6080	391
26-6081	391
26-6082	391
26-6083	391
26-6084	393
26-6085	392
26-6086	392
26-6087	392
26-6088	392
26-6090	397
26-6091	415
26-6092	417
26-6093	416
26-6094	416
26-6095	419
26-6096	419
26-6097	419
26-6098	419
26-6099	419
26-6100	419
26-6101	417
26-6102	418
26-6103	417
26-6104	378
26-6105	378
26-6106	327
26-6107	327
26-6108	327
26-6109	327
26-6110	424
26-6111	428
26-6112	428
26-6113	427
26-6114	428
26-6115	427
26-6116	427
26-6117	428
26-6118	428
26-6119	347, 388
26-6120	347, 388
26-6121	336
26-6122	336
26-6124	400
26-6125	441
26-6126	441
26-6127	385
26-6128	419
26-6129	336
26-6130	95
26-6142	141
26-6143	124
26-6144	125
26-6145	145
26-6146	132
26-6147	135
26-6148	134
26-6149	123
26-6150	143
26-6151	125
26-6152	156
26-6153	156
26-6154	130
26-6155	125
26-6156	135
26-6157	143
26-6158	160
26-6159	241
26-6160	241
26-6161	241
26-6162	156, 242
26-6163	242
26-6164	141
26-6165	140
26-6167	241
26-6168	135
26-6169	140
26-6170	127
26-6171	154
26-6172	154
26-6173	160
26-6174	140
26-6175	123
26-6176	123
26-6177	126
26-6178	136
26-6179	145
26-6180	154
26-6181	153
26-6182	161
26-6183	241
26-6184	241
26-6185	241
26-6186	241
26-6187	241
26-6188	142
26-6189	123
26-6190	162
26-6191	141
26-6192	157
26-6193	154
26-6194	154
26-6195	154
26-6196	154
26-6197	154
26-6198	154
26-6199	242
26-6200	241
26-6201	241
26-6202	141
26-6203	126
26-6204	154
26-6205	149
26-6206	155
26-6207	157
26-6208	157
26-6209	156
26-6210	151
26-6211	155
26-6212	156
26-6213	153
26-6214	157
26-6215	154
26-6216	154
26-6217	161
26-6218	242
26-6219	141
26-6220	138
26-6221	260
26-6222	150
26-6223	151
26-6224	158
26-6225	157
26-6226	157
26-6227	154
26-6228	154
26-6229	154
26-6230	159
26-6231	160
26-6232	193
26-6233	129
26-6234	241
26-6235	242
26-6236	242
26-6237	130
26-6238	143
26-6239	143
26-6241	143
26-6242	138
26-6243	138
26-6244	128
26-6246	251
26-6247	260
26-6248	156
26-6249	148
26-6250	144
26-6251	157
26-6252	157
26-6253	150
26-6254	155
26-6255	155
26-6256	155
26-6257	157
26-6258	154
26-6259	157
26-6260	157
26-6261	155
26-6262	155
26-6263	157
26-6264	160
26-6265	161
26-6266	129
26-6267	242
26-6268	143
26-6269	143
26-6270	140
26-6271	140
26-6272	140
26-6273	139
26-6274	139
26-6275	141
26-6277	140
26-6278	140
26-6279	145
26-6280	127
26-6281	138
26-6282	137
26-6283	137
26-6284	128
26-6285	128
26-6286	128
26-6287	129
26-6288	129
26-6289	124
26-6290	251
26-6291	260
26-6292	150
26-6293	260
26-6294	260
26-6295	149
26-6296	157
26-6297	151
26-6298	151
26-6299	151
26-6300	151
26-6301	158
26-6302	158
26-6303	158
26-6304	151
26-6305	158
26-6306	154
26-6307	156
26-6308	153
26-6309	156
26-6310	153
26-6311	153
26-6312	153
26-6313	153
26-6314	155
26-6315	153
26-6316	153
26-6317	153
26-6318	155
26-6319	155
26-6320	155
26-6321	159
26-6322	159
26-6323	159
26-6324	159
26-6325	160
26-6326	160
26-6327	160
26-6328	245
26-6329	167
26-6331	131
26-6332	131
26-6333	124
26-6334	124
26-6335	124
28-1000	293
28-1003	242
28-1004	242
28-1020	282
28-1050	276, 277
28-1051	276, 277
28-1056	242
28-1064	242
28-1065	242
28-1079	300
28-1082	292
28-1083	292
28-1084	292
28-1090	295
28-1091	295
28-1094	161
28-1095	145
28-1110	411
28-1111	411, 413
28-1119	240
28-1120	240
28-1125	240
28-1126	240
28-1137	240
28-1164	137
28-1180	240
28-1181	240
28-1182	242
28-1183	240
28-1212	214
28-1213	214
28-1221	152, 428
28-1222	118, 397
28-1270	345
28-1271	345
28-1284	234
28-1288	234
28-1293	245, 328
28-1294	245, 346, 359, 424
28-1295	245, 346, 359, 362, 387, 393, 424
28-1296	245, 346
28-1298	245, 415
28-1299	245, 424
28-1300	245, 444
28-1301	235
28-1302	235
28-1303	235
28-1304	235
28-1305	235
28-1306	235
28-1307	235
28-1308	235
28-1309	235
28-1310	235
28-1311	235
28-1312	235
28-1313	235
28-1349	292
28-1359	287
28-1361	338, 375
28-1396	164
28-1397	164
28-1398	164
28-1399	164
28-1407	262
28-1422	164
28-1424	422
28-1425	379
28-1427	422
28-1430	379
28-1431	379
28-1432	403
28-1433	425
28-1435	338, 375
28-1437	341, 376
28-1438	422
28-1439	411
28-1440	411
28-1441	422
28-1443	338, 375
28-1444	337, 375
28-1445	381
28-1449	401
28-1451	379
28-1453	403
28-1454	382
28-1455	422
28-1458	379
28-1460	402
28-1461	424
28-1463	357
28-1464	94, 256
28-1468	379
28-1474	380
28-1476	380
28-1484	357
28-1502	380
28-1503	357
28-1506	420
28-1512	357
28-1517	380
28-1521	380
28-1525	244
28-1529	337, 375
28-1532	420
28-1535	422
28-1537	255
28-1542	262
28-1545	407
28-1546	244
28-1549	417
28-1552	417
28-1553	417
28-1554	255
28-1556	255
28-1561	245, 352
28-1562	244
28-1565	346
28-1568	242
28-1570	242
28-1576	243
28-1579	416
28-1580	255
28-1582	244

Item Page Number Look-up

AllPoints #	Page #
28-1583	255
28-1584	431
28-1587	324
28-1588	240
28-1589	262
28-1591	262
28-1592	262
28-1597	295
28-1598	434
28-1600	262
28-1601	262
28-1602	262
28-1603	295
28-1604	433
28-1605	415
28-1608	255
28-1609	415
28-1611	255
28-1612	255
28-1613	243
28-1614	418
28-1619	243
28-1621	367
28-1622	367
28-1624	262
28-1627	408
28-1630	244
28-1633	227
28-1639	447
28-1641	444
28-1642	227
28-1643	244
28-1644	354
28-1645	332
28-1646	328
28-1647	282
28-1651	414
28-1652	331
28-1657	329
28-1659	329
28-1661	244
28-1663	227
28-1664	444
28-1665	342, 399
28-1666	244
28-1667	379
28-1668	244
28-1669	245, 395, 446
28-1670	244
28-1672	244
28-1673	244
28-1674	244
28-1675	354
28-1677	401
28-1678	227
28-1679	379
28-1683	244
28-1685	244
28-1706	339
28-1707	341
28-1708	339
28-1709	337
28-1710	339
28-1711	340
28-1712	367
28-1713	364
28-1714	369
28-1715	369
28-1716	366
28-1717	366
28-1718	365
28-1719	370
28-1720	365
28-1721	370
28-1722	365
28-1723	369
28-1724	370
28-1725	166
28-1726	60
28-1727	60
28-1728	60
28-1729	60
28-1730	60
28-1731	245
28-1732	245
28-1733	245
28-1734	245
28-1735	245
28-1737	246
28-1738	245, 444
28-1740	245
28-1741	245
28-1742	245
28-1744	245
28-1745	245
28-1746	245
28-1747	245
28-1748	245
28-1749	258, 410
28-1750	413
28-1751	413
28-1752	413
28-1753	413
28-1758	244
28-1759	244
28-1762	405
28-1763	403
28-1764	405
28-1765	401
28-1766	407
28-1767	405
28-1768	404
28-1769	364
28-1770	369
28-1771	364
28-1772	367
28-1773	365
28-1774	365
28-1775	365
28-1776	368
28-1777	367
28-1778	369
28-1779	368
28-1780	384, 441
28-1781	386, 441
28-1782	345
28-1783	329
28-1784	328
28-1785	331
28-1786	418
28-1787	329
28-1788	328
28-1789	328
28-1790	417
28-1791	381
28-1792	353
28-1793	248
28-1794	248
28-1795	254
28-1796	259, 289
28-1797	245, 352
28-1871	345
28-1891	244
28-1899	385
28-1923	364
28-2320	266
28-2321	266
28-2323	346
28-2337	433
28-2338	434
28-2339	431
28-2340	433
28-2341	435
28-2342	433
28-2343	431
28-2344	437
28-2345	433
28-2346	431
28-2347	431
28-2348	433
28-2349	329, 424
28-2350	329
28-2351	335
28-2352	366
28-2353	369
28-2354	369
28-2355	367
28-2356	369
28-2357	370
28-2358	369
28-2359	365
28-2360	368
28-2361	369
28-2362	382
28-2363	379
28-2364	379
28-2365	383
28-2366	382
28-2367	383
28-2368	380
28-2369	380
28-2370	380
28-2372	380
28-2373	348, 356
28-2374	347
28-2375	348
28-2376	346
28-2377	372
28-2378	373
28-2379	372
28-2380	378
28-2381	360
28-2382	360
28-2383	359
28-2384	359
28-2385	361
28-2386	360
28-2387	305
28-2388	405
28-2390	402
28-2391	403
28-2392	402
28-2393	393
28-2394	397
28-2395	396
28-2396	396
28-2398	245, 391
28-2399	392
28-2400	391
28-2401	391
28-2402	417
28-2403	415
28-2404	415
28-2405	415
28-2406	416
28-2407	418
28-2408	419
28-2409	418
28-2410	136, 377
28-2412	346, 388
28-2413	336
28-2414	353
28-2415	371
28-2416	345
28-2417	345
28-2418	419
28-2419	419
28-2420	419
28-2426	166
28-2427	94, 256
28-2428	159
28-2429	94, 256
28-2430	159
28-2431	260
28-2432	167
28-2433	166
28-2434	260
28-2524	262
28-3836	244
32-1067	291
32-1072	277
32-1073	293
32-1074	293
32-1075	293
32-1076	293
32-1077	293
32-1078	293
32-1079	291
32-1080	292
32-1081	293
32-1082	293
32-1083	293
32-1084	291
32-1085	291
32-1102	297
32-1109	282
32-1111	282
32-1113	282
32-1115	282
32-1116	282
32-1117	276, 277
32-1130	287
32-1131	287
32-1132	287
32-1133	287
32-1153	295
32-1154	295
32-1155	295
32-1167	277
32-1168	276
32-1169	276
32-1170	276
32-1176	341, 376
32-1177	338, 375
32-1178	341, 376
32-1179	341, 376
32-1196	266, 280
32-1197	300
32-1201	292
32-1202	292
32-1214	295
32-1215	296
32-1227	283
32-1228	282
32-1230	282
32-1232	94, 256
32-1233	94, 256
32-1234	94, 256
32-1235	94, 256
32-1236	94, 256
32-1237	94, 256
32-1238	94, 256
32-1239	94, 256
32-1241	297
32-1248	296
32-1254	323
32-1277	345
32-1278	345
32-1279	345
32-1280	345
32-1281	345
32-1282	345
32-1283	345
32-1284	337, 375
32-1285	337, 375
32-1286	338, 375
32-1287	338, 375
32-1288	341, 376
32-1289	340, 376
32-1294	345
32-1295	412, 413
32-1296	412, 413
32-1299	411
32-1300	411, 413
32-1301	295, 411
32-1335	282
32-1346	276
32-1349	345
32-1350	345
32-1351	345
32-1366	296
32-1368	323
32-1371	323
32-1372	323
32-1373	323
32-1374	323
32-1375	323
32-1389	276
32-1391	297
32-1392	297
32-1407	286
32-1422	297
32-1427	323
32-1429	274
32-1430	274
32-1431	274
32-1432	274
32-1434	345
32-1441	118
32-1442	118
32-1443	118
32-1444	297
32-1445	297
32-1477	280
32-1508	357
32-1512	403
32-1523	420
32-1530	357
32-1531	357
32-1533	357
32-1535	420
32-1536	357
32-1591	118
32-1621	296
32-1626	322
32-1627	322
32-1657	357
32-1659	305
32-1662	311
32-1665	216
32-1668	323
32-1669	323
32-1670	323
32-1678	305, 311
32-1683	213, 420, 423
32-1685	405
32-1686	212
32-1689	358
32-1693	405
32-1695	357
32-1699	407
32-1700	405
32-1702	93, 214
32-1703	93, 214
32-1704	93, 214
32-1709	357
32-1714	357
32-1715	357
32-1717	405
32-1720	357
32-1721	357
32-1722	357
32-1723	403
32-1724	322
32-1725	322
32-1729	357
32-1731	337, 375
32-1732	322
32-1733	322
32-1738	209
32-1741	217, 379
32-1743	419
32-1744	396
32-1746	396
32-1750	383
32-1753	217, 382

Item Page Number Look-up

AllPoints #	Page #
32-1755	217, 382
32-1756	421
32-1759	420
32-1761	420
32-1763	420
32-1766	420
32-1767	420
32-1768	420
32-1770	333
32-1771	216, 411, 413
32-1779	257, 258, 409
32-1780	417
32-1782	258, 410, 423
32-1784	330
32-1785	335
32-1789	331
32-1790	342, 399
32-1791	258, 410
32-1792	216, 411, 413
32-1799	258, 410
32-1801	258, 410
32-1802	217, 423
32-1803	101, 352
32-1804	101, 352
32-1805	217, 357, 423
32-1806	282
32-1807	215
32-1812	220
32-1820	217
32-1829	217, 379
32-1840	94, 256
32-1841	216
32-1847	421
32-1851	421
32-1853	94, 256
32-1854	216
32-1856	194
32-1858	94, 256
32-1862	94, 256
32-1863	421
32-1869	209
32-1870	323
32-1886	341
32-1887	338
32-1888	367
32-1889	367
32-1890	303
32-1893	111, 425
32-1902	402
32-1903	402
32-1904	408
32-1905	366
32-1906	366
32-1907	366
32-1908	366
32-1909	366
32-1911	215
32-1912	217
32-1913	217
32-1914	217
32-1941	357
32-1945	385
32-1955	323, 366
32-1957	322
32-1958	322
32-2128	322
32-2129	322
32-2130	322
32-2131	322
32-2132	322
32-2133	322
32-2134	322
32-2135	322
32-2136	322
32-2137	322
32-2138	322
32-2139	322
32-2140	323
32-2156	264, 265
32-2157	265
32-2159	367
32-2160	367
32-2161	369
32-2162	352
32-2163	359
32-2164	359
32-2165	359
32-2166	359
32-2167	359
32-2168	359
32-2170	406
32-2171	402
32-2172	378
32-2173	401
32-2174	95
32-2175	95
32-2176	95
32-2177	95
32-2181	94, 256
32-2182	94, 256
32-2183	94, 256
34-1368	250
34-1369	250, 347, 388
34-1370	250
34-1843	446
34-1846	446
34-1847	446
34-1864	416
34-1868	433
34-1884	352
34-1898	414
34-1920	390
34-1926	414
34-1936	446
34-1952	250
34-1954	250
34-1955	250
34-1956	250
34-1957	250
34-1959	250
34-1960	252
34-1961	252
34-1962	252
34-1963	252
34-1964	252
34-1965	252
34-1966	252
34-1967	252
34-1969	252
34-1970	252
34-1971	252
34-1972	252
34-1973	252
34-1974	252
34-1975	252
34-1976	252
34-1977	252
34-1978	252
34-1979	252
34-1980	252
34-2250	433
34-2251	331
34-2252	348
34-2254	395
34-2256	427
34-2257	427
34-2258	391
34-2259	394
34-2260	416
34-2261	377
34-2262	385
34-2263	327
34-2264	427
34-2265	427
34-2270	385
34-2271	385
34-2272	253
34-2273	253
34-2274	253
34-2275	253
34-2276	253
34-2277	253
34-2278	253
34-2279	252
34-2280	252
34-2281	252
34-2282	252
34-2283	252
34-2284	252
34-2285	252
34-2286	252
34-2287	168
34-2288	253
34-2289	250
34-2290	250
34-2291	253
34-2292	253
34-2293	250
34-2294	252
34-2295	252
34-2296	251
34-2297	251
34-2298	251
34-2299	251
34-2300	253
34-2301	246
34-2302	252
34-2303	252
34-2304	252
34-2305	252
34-2306	252
34-2307	252
34-2308	252
34-2309	252
34-2310	253
38-1008	396
38-1010	447
38-1115	254
38-1116	254
38-1119	353
38-1173	353
38-1207	254
38-1264	225
38-1265	225
38-1266	221
38-1267	221
38-1268	222
38-1269	222
38-1270	222
38-1271	222
38-1272	222
38-1273	223
38-1274	223
38-1275	223
38-1276	223
38-1277	223
38-1280	223
38-1281	223
38-1282	223
38-1283	222
38-1284	222, 223
38-1285	222
38-1286	222
38-1287	222
38-1288	222
38-1289	221
38-1290	221
38-1291	221
38-1292	221
38-1293	221
38-1294	225
38-1295	225
38-1296	225
38-1297	225
38-1298	222
38-1301	221
38-1302	221
38-1303	221
38-1304	221
38-1305	221
38-1306	221
38-1307	221
38-1308	225
38-1309	225
38-1310	225
38-1311	225
38-1312	225
38-1313	225
38-1314	222
38-1315	222
38-1316	222
38-1317	222
38-1318	222
38-1319	164
38-1320	164
38-1321	164
38-1322	164
38-1323	164
38-1324	164
38-1325	164
38-1326	164
38-1327	225
38-1328	225
38-1329	225
38-1330	223
38-1331	223
38-1344	225
38-1345	225
38-1346	225
38-1347	225
38-1348	225
38-1357	225
38-1358	225
38-1359	225
38-1360	225
38-1361	225
38-1369	250
38-1370	222
38-1371	253
38-1372	253
38-1454	423
38-1456	354
38-1459	434
38-1465	254
38-1481	254
38-1483	254
38-1505	254
38-1507	254
38-1510	254
38-1513	254
38-1517	328
38-1522	222
38-1523	223
38-1529	447
38-1532	223
38-1538	332
38-1539	222
38-1541	434
38-1543	221
38-1544	221
38-1545	434
38-1547	221
38-1548	221
38-1549	221
38-1552	221
38-1554	254
38-1558	254
38-1563	339
38-1564	339
38-1565	333, 340
38-1566	337
38-1567	339
38-1568	337
38-1569	339
38-1570	339
38-1571	166, 254
38-1579	443
38-1580	386, 442
38-1581	386, 442
38-1582	384, 440
38-1583	443
38-1584	443
38-1585	443
38-1586	384, 438
38-1587	384, 438
38-1588	165
38-1589	440
38-1590	440
38-1591	384, 438
38-1592	384, 438
38-1593	442
38-1594	332
38-1595	166
38-1780	434
38-1781	434
38-1782	431
38-1783	431
38-1784	328
38-1785	361
38-1786	392
38-1787	392
38-1788	425
38-1789	424
38-1790	355, 389
38-1793	165
38-1794	167
38-1795	167
38-1796	167
38-1797	167
38-1798	165
38-1799	167
38-1800	167
38-1801	167
38-1802	168
38-1803	165
38-1804	168
38-1805	167
38-1806	168
38-1807	168
38-1808	168
38-1809	168
38-1811	168
42-1014	363
42-1022	355
42-1027	355
42-1038	369
42-1106	341, 371, 376, 406
42-1146	333
42-1152	355
42-1348	327
42-1399	249
42-1400	249
42-1402	249, 333, 355
42-1403	249
42-1404	249
42-1405	249
42-1406	249, 363, 397, 429
42-1407	249
42-1408	249, 363
42-1409	249
42-1410	249, 448
42-1411	249
42-1440	18
42-1442	18
42-1443	18
42-1444	18
42-1445	18, 348, 425
42-1446	18
42-1447	84, 354
42-1520	18
42-1521	18
42-1609	414
42-1614	448
42-1622	340, 342, 399
42-1626	356

Item Page Number Look-up

AllPoints #	Page #
42-1627	355
42-1630	382
42-1631	382
42-1632	382
42-1634	382
42-1638	335
42-1643	18
42-1644	437
42-1645	436
42-1659	369
42-1660	366
42-1668	418
42-1669	407
42-1670	366
42-1728	355
42-1734	355
42-1746	356
42-1781	341
42-1782	340
42-1783	341
42-1784	340
42-1785	340
42-1786	343
42-1787	344
42-1788	340
42-1791	366
42-1792	19
42-1793	19
42-1794	19
42-1795	19
42-1796	18
42-1797	18
42-1798	18
42-1799	18
42-1800	18, 335, 430, 437, 448
42-1801	18
42-1802	18
42-1803	18, 425
42-1804	19
42-1805	84
42-1806	84
42-1807	84
42-1808	84
42-1809	84
42-1810	84
42-1811	84
42-1812	84
42-1813	84
42-1814	84
42-1815	84
42-1816	84
42-1817	84
42-1818	84
42-1820	24
42-1821	24
42-1822	24
42-1823	24
42-1831	406
42-1832	370
42-1833	333, 387, 443
42-1834	387, 443
42-1835	382
42-1836	382
42-1837	354
42-1875	358
42-2114	437
42-2115	436
42-2117	382
42-2119	373
42-2120	373
42-2121	355
42-2122	362
42-2123	359
42-2124	359
42-2125	362
42-2126	401
42-2127	393
42-2128	348, 388
42-2133	251
42-2134	327
44-1069	82
44-1071	82
44-1073	82
44-1075	82
44-1077	82
44-1079	82
44-1081	82
44-1083	82
44-1085	82
44-1087	82
44-1089	82
44-1091	82
44-1093	82
44-1095	82
44-1100	82, 420
44-1102	82
44-1105	82
44-1107	82
44-1129	82
44-1131	82
44-1133	82
44-1156	401
44-1403	5
44-1413	368
44-1434	447
44-1440	428
44-1441	428
44-1442	428
44-1443	421
44-1449	368
44-1452	369
44-1453	369
44-1473	370
44-1480	381
44-1481	381
44-1487	405
44-1488	381
44-1491	404
44-1492	381
44-1493	381
44-1494	381
44-1498	401
44-1515	405
44-1519	405
44-1520	405
44-1528	404
44-1549	343
44-1550	340
44-1551	340
44-1552	340
44-1553	340
44-1554	339
44-1555	343
44-1556	341
44-1557	344
44-1558	340
44-1559	21, 79
44-1560	21, 79
44-1561	166
44-1576	405
44-1577	405
44-1578	405
44-1579	405
44-1582	333, 386, 441
44-1583	386, 441
44-1584	329, 439
44-1585	443
44-1586	387, 443
44-1587	443
44-1588	333, 441
44-1589	386, 441
44-1590	333, 441
44-1591	386, 441
44-1592	441
44-1593	397
44-1594	381
44-1609	82
44-1610	82
44-1611	82
44-1612	82
44-1613	82
44-1614	82
44-1615	82
44-1616	82
44-1617	82
44-1618	82
44-1619	82
44-1620	82
44-1621	82
44-1622	83
44-1623	83
44-1624	83
44-1625	83
44-1626	83
44-1627	83
44-1628	83
44-1629	83
44-1630	83
44-1631	83
44-1797	403
44-1858	368, 435
44-1859	328
44-1861	381
44-1862	347
44-1863	347
44-1864	347
44-1865	347
44-1866	354
44-1867	354
44-1868	373
44-1869	372
44-1870	372
44-1871	373
44-1872	405
44-1873	402
44-1874	402
44-1875	405
44-1876	386
44-1877	425
44-1878	425
44-1879	430
44-1880	428
44-1881	428
44-1882	428
44-1883	428
44-1884	428
44-1885	428
44-1886	356, 389
44-1887	386, 441
44-1890	58
44-1891	58
44-1892	58
44-1893	58
44-1894	58
44-1896	251
46-1192	414
46-1193	414
46-1270	2, 341, 376
46-1297	2, 345
46-1310	2, 335
46-1311	2, 334
46-1312	2, 334
46-1313	2, 334
46-1314	2, 356
46-1315	356
46-1316	2, 356
46-1317	2, 3, 356, 363, 389
46-1318	363
46-1319	363
46-1321	3, 364, 429
46-1322	3, 398
46-1323	398
46-1324	4
46-1325	4, 429
46-1326	4, 429
46-1327	4, 429
46-1328	4, 429
46-1329	3, 4, 358, 363, 364, 371, 400, 436
46-1330	3, 4, 400
46-1331	3, 4, 364, 429, 436
46-1334	3, 364, 429
46-1386	436
46-1387	436
46-1402	5
46-1411	406
46-1416	4, 431
46-1417	2
46-1419	436
46-1420	437
46-1421	448
46-1422	5
46-1426	5
46-1427	5
46-1428	5
46-1430	5
46-1432	448
46-1439	401
46-1441	406
46-1442	401
46-1444	401
46-1453	414
46-1456	448
46-1461	448
46-1467	4, 429
46-1479	3
46-1485	369
46-1488	379
46-1496	369
46-1497	365
46-1498	418
46-1499	379
46-1500	379
46-1501	2, 4, 356, 400, 448
46-1502	379
46-1515	448
46-1522	414
46-1523	414
46-1527	3, 390
46-1528	2, 356
46-1529	2
46-1531	2, 3, 5, 358
46-1533	3, 365
46-1535	3, 387
46-1536	3, 387
46-1537	3, 5, 356, 389
46-1538	2, 334
46-1539	3
46-1541	3
46-1542	3, 406
46-1543	3
46-1544	3, 406
46-1546	4
46-1547	4, 418
46-1548	4
46-1549	4
46-1552	4, 418
46-1553	4, 429
46-1554	4, 418
46-1555	3, 371
46-1557	3, 406
46-1558	4
46-1559	429
46-1560	4, 448
46-1561	2
46-1563	2, 356
46-1565	341
46-1566	4, 436
46-1567	390
46-1568	390
46-1569	2, 334
46-1570	2, 334
46-1571	2, 334
46-1572	2, 3, 5, 334
46-1573	2, 334
46-1574	2, 334
46-1575	2, 334
46-1576	2
46-1577	4, 418
46-1579	5
46-1587	358
46-1599	2, 334
46-1600	2, 334
46-1601	2, 334
46-1604	2, 342
46-1605	3, 406
46-1606	3, 406
46-1608	3, 406
46-1609	3, 406
46-1610	4, 437
46-1611	4, 437
46-1613	341
46-1614	343
46-1617	20
46-1618	20
46-1619	20
46-1620	20
46-1621	356
46-1631	406
46-1632	370
46-1633	369
46-1634	385, 438
46-1635	438
46-1636	385, 438
46-1637	438
46-1638	443
46-1639	443
46-1640	438
46-1641	438
46-1642	438
46-1643	438
46-1644	443
46-1645	443
46-1646	439
46-1647	439
46-1648	332, 439
46-1649	332, 385, 439
46-1650	387, 443
46-1651	334
46-1652	356
46-1661	2
46-1828	327
46-1829	336
46-1833	443
46-1834	327
46-1872	334
46-1873	334
46-1874	334
46-1875	379
46-1876	379
46-1877	347
46-1878	362
46-1879	401
46-1880	398
46-1881	448
46-1882	448
46-1883	391
46-1884	391
46-1885	391
46-1886	391
46-1887	418
46-1888	384
46-1889	387
46-1892	356, 389
46-1893	356, 389
46-1894	365
46-1902	327
46-1903	327
48-1125	414
48-1128	414
48-1151	335
48-1152	335
48-1153	335

Item Page Number Look-up

AllPoints #	Page #
48-1214	373
51-1003	286
51-1004	286
51-1008	277
51-1009	277
51-1013	280
51-1015	280
51-1071	286
51-1072	286
51-1077	280
51-1078	280
51-1079	283
51-1082	276
51-1083	286
51-1084	277
51-1085	278
51-1086	286
51-1088	292
51-1089	292
51-1090	295
51-1097	292
51-1098	302
51-1099	302
51-1100	302
51-1136	431
51-1146	364
51-1175	393
51-1185	393
51-1213	292
51-1382	291
51-1383	291
51-1384	291
51-1389	292
51-1483	302
51-1484	302
51-1498	275
51-1499	275
51-1501	275, 278
51-1503	379
51-1592	266
51-1593	264, 266, 268
51-1594	264, 266, 268
51-1597	268
51-1598	355
51-1599	372
52-1133	370
52-1134	370
52-1144	280
52-1164	370
52-1667	343
52-1668	343
52-1678	374
56-1001	302
56-1002	302
56-1025	291
56-1027	301
56-1028	301
56-1030	301
56-1031	301
56-1032	302
56-1033	302
56-1034	302
56-1035	300
56-1036	300
56-1037	300
56-1038	300
56-1039	300
56-1040	300
56-1041	300
56-1042	294
56-1043	294
56-1044	294
56-1045	294
56-1046	279
56-1048	281
56-1054	283
56-1055	283
56-1056	279
56-1057	279
56-1060	279
56-1061	283
56-1062	283
56-1063	283
56-1064	283
56-1065	271, 272
56-1067	271, 272
56-1069	271, 272
56-1070	271, 272
56-1072	271
56-1073	271
56-1075	271
56-1076	275, 278
56-1077	270
56-1078	275, 278
56-1079	270
56-1080	301
56-1081	301
56-1084	285
56-1085	285
56-1086	285
56-1087	285
56-1088	285
56-1089	285
56-1090	285
56-1091	285
56-1092	286
56-1093	284
56-1094	284
56-1095	284
56-1096	284
56-1097	284
56-1098	284
56-1099	284
56-1100	284
56-1108	281
56-1111	281
56-1112	279
56-1113	280
56-1116	266
56-1117	272
56-1118	272
56-1119	272
56-1121	272
56-1123	300
56-1124	300
56-1127	271
56-1128	271
56-1129	271
56-1130	300
56-1131	300
56-1132	280
56-1137	271
56-1138	271
56-1140	271
56-1141	302
56-1142	302
56-1143	301
56-1144	301
56-1145	301
56-1146	301
56-1147	301
56-1148	301
56-1149	300
56-1150	300
56-1152	291
56-1154	291
56-1155	301
56-1156	301
56-1161	281
56-1162	300
56-1163	291
56-1164	291
56-1165	291
56-1172	294
56-1173	294
56-1174	294
56-1175	294
56-1176	294
56-1177	294
56-1178	294
56-1179	294
56-1180	294
56-1181	294
56-1182	294
56-1186	302
56-1187	302
56-1188	302
56-1193	291
56-1196	291
56-1207	291
56-1209	267
56-1210	296
56-1211	296
56-1212	296
56-1213	296
56-1214	296
56-1215	296
56-1216	296
56-1217	296
56-1218	296
56-1219	296
56-1221	301
56-1228	269
56-1229	269
56-1231	269
56-1232	269
56-1235	272
56-1236	272
56-1252	288
56-1258	280
56-1264	291
56-1266	301
56-1267	300
56-1272	291
56-1273	291
56-1279	300
56-1280	300
56-1281	302
56-1282	302
56-1289	267, 289
56-1295	266
56-1320	383
56-1321	358
56-1329	398
56-1331	356
56-1332	431
56-1340	416
56-1345	370
56-1355	368
56-1357	273
56-1360	356
56-1361	324
56-1362	281
56-1363	273
56-1364	280
56-1365	273
56-1366	280
56-1367	273
56-1370	280
56-1371	272
56-1372	280
56-1373	282
56-1374	273
56-1376	294
56-1378	343
56-1379	343
56-1380	343
56-1381	344
56-1382	344
56-1383	74
56-1384	74
56-1386	74
56-1387	74
56-1388	74
56-1389	74
56-1390	74
56-1391	74
56-1405	365
56-1420	288
56-1421	288
56-1424	267
56-1435	267
56-1539	267, 289
56-1540	264
56-1541	264
56-1542	265
56-1543	264, 266
56-1544	267
56-1545	267
56-1546	267
56-1547	267
56-1548	267
56-1549	267
56-1550	267
56-1551	267
56-1552	267
56-1553	267
56-1554	267
56-1555	267
56-1556	268
56-1557	268
56-1558	269
56-1559	269
56-1560	269
56-1561	269
56-1562	269
56-1563	266
56-1564	264, 266
56-1565	264, 266
56-1568	383
56-1569	383
56-1570	356
56-1571	374
56-1572	402
56-1573	408
56-1574	407
56-1575	394
56-1576	398
56-1577	398
56-1578	398
56-1579	430
56-1580	430
56-1581	425
56-1582	73
56-1583	73
58-1127	407
58-1128	408
58-1129	408
58-1130	407
58-1131	408
58-1132	370
58-1135	370
58-1137	407
58-1139	383
58-1142	383
58-1143	383
58-1144	408
58-1150	383
58-1152	408
58-1153	383
58-1154	342, 399
58-1155	407
58-1156	338
58-1157	343
58-1158	343
58-1159	341
58-1160	341
58-1161	344
58-1162	343
58-1163	343
58-1165	370
58-1166	407
58-1167	407
58-1168	407
58-1169	408
58-1170	370
58-1171	370
58-1172	370
58-1173	368
58-1174	370
58-1175	383
58-1176	383
58-1209	383
58-1210	383
58-1211	383
58-1212	373
58-1213	373
58-1214	373
58-1215	373
58-1216	407
58-1217	407
58-1218	407
58-1519	444
60-1023	10
62-1006	16
62-1007	16
62-1008	16
62-1009	16
62-1010	16
62-1011	16
62-1012	16
62-1013	16
62-1019	17
62-1024	17
62-1025	17
62-1030	16
62-1031	16
62-1032	16
62-1034	17
62-1036	12
62-1037	10
62-1038	10
62-1039	10
62-1040	10
62-1041	11
62-1042	11, 448
62-1043	10
62-1044	10
62-1046	12
62-1048	16
62-1049	16
62-1050	16
62-1054	16
62-1059	16
62-1060	16
62-1061	12
62-1066	16
62-1069	16
62-1071	11
62-1072	302
62-1073	12
62-1074	16
62-1075	16
62-1076	17
62-1081	12
62-1088	11
62-1090	12
62-1096	334
62-1101	13
62-1107	11
62-1108	11
62-1109	17
62-1112	11
62-1117	10
62-1118	12
62-1119	12
62-1121	17
62-1123	10
62-1126	12
62-1127	17
62-1128	11
62-1129	11
62-1130	10
62-1132	11, 448
62-1133	13
62-1136	11

Item Page Number Look-up

AllPoints #	Page #
62-1137	390
62-1138	448
62-1139	448
62-1144	8
62-1145	8
62-1146	8
62-1147	8
62-1148	8
62-1149	8
62-1150	8
62-1151	9
62-1152	9
62-1153	9
62-1154	9
62-1155	8
62-1158	397
62-1159	418
62-1189	12, 334
62-1190	334
62-1191	378
62-1193	303
62-1194	429
62-1195	429
62-1196	327
62-1197	355, 389
66-1104	12
68-1010	339, 376
68-1042	345
68-1043	339, 376
68-1149	248
68-1150	248
68-1151	248
68-1152	248
68-1153	248
68-1154	248
68-1155	248
68-1156	248
68-1158	444
68-1161	246
68-1162	246
68-1165	247, 332
68-1166	247, 332
68-1167	247, 353
68-1168	247, 353
68-1169	247, 353, 363, 389
68-1170	247, 396
68-1171	247, 396
68-1172	247, 417
68-1173	247, 427
68-1174	247, 447
68-1176	247, 332
68-1205	404
68-1206	382
68-1207	404
68-1208	404
68-1209	404
68-1210	75, 404
68-1211	404
68-1213	434
68-1215	353
68-1225	353
68-1231	337, 375
68-1232	368
68-1233	367
68-1234	404
68-1235	367
68-1236	404
68-1237	333
68-1243	342, 399
68-1245	353
68-1246	357
68-1249	381
68-1251	368
68-1263	353
68-1271	417
68-1272	382
68-1278	332
68-1279	332
68-1280	333
68-1281	403
68-1282	403
68-1283	403
68-1284	403
68-1285	339
68-1286	344
68-1287	339
68-1288	339
68-1289	343
68-1290	343
68-1291	343
68-1292	344
68-1293	338
68-1294	339
68-1295	339
68-1296	339
68-1297	339
68-1298	338
68-1299	339
68-1300	367
68-1301	367
68-1302	368
68-1303	368
68-1304	248
68-1305	247
68-1306	247
68-1307	246
68-1308	247
68-1309	247
68-1310	247
68-1311	247
68-1312	247
68-1313	246
68-1314	246
68-1321	404
68-1322	404
68-1324	403
68-1325	367
68-1326	368
68-1330	386, 441
68-1331	441
68-1332	386, 441
68-1333	332
68-1334	396
68-1335	75
68-1336	75
68-1337	75
68-1338	75
68-1341	345
68-1346	434
68-1347	378
68-1453	417
68-1455	336
68-1456	327
68-1457	327
68-1489	368
68-1490	368
68-1491	381
68-1492	381
68-1493	381
68-1494	381
68-1495	382
68-1496	353
68-1497	353
68-1498	354
68-1499	353
68-1500	353
68-1501	372
68-1502	372
68-1503	373
68-1504	373
68-1505	372
68-1506	372
68-1507	361
68-1508	361
68-1509	359
68-1510	359
68-1511	360
68-1512	403
68-1513	404
68-1514	404
68-1515	403
68-1516	404
68-1517	361
68-1518	394
68-1520	392
68-1521	392
68-1522	386
68-1523	386
68-1524	424
68-1525	424
68-1526	427
68-1527	427
68-1528	427
68-1529	353, 388
68-1533	246
71-0008	102
72-1001	176, 293
72-1002	176
72-1009	175
72-1012	14
72-1013	15
72-1014	15
72-1015	15
72-1020	15
72-1021	15
72-1022	15
72-1023	15
72-1024	15
72-1025	15
72-1026	197
72-1089	175
72-1101	173
72-1104	189
72-1106	176
72-1109	197
72-1111	197
72-1115	176
72-1116	173
72-1120	179, 205
72-1121	192
72-1122	192
72-1123	192
72-1124	192
72-1125	192
72-1126	192
72-1127	175
72-1130	14
72-1134	173
72-1135	13
72-1139	197
72-1140	295
72-1141	175
72-1142	175
72-1143	175
72-1147	176
72-1151	23
72-1152	23
72-1153	189
72-1159	192
72-1164	193
72-1167	193
72-1168	192
72-1169	192
72-1173	192
72-1176	193
72-1177	192
72-1181	193
72-1182	194
72-1184	193
72-1186	194
72-1195	193
72-1196	193
72-1198	192
72-1199	193
72-1200	193
72-1201	193
72-1203	189
72-1205	190
72-1208	190
72-1209	173
72-1210	193
72-1212	192
72-1213	189
72-1214	189
72-1219	173
72-1220	190
72-1221	190
72-1223	22
72-1224	22
72-1225	23
72-1226	175
72-1227	175
72-1228	23
72-1230	191
72-1231	191
72-1232	191
72-1233	191
72-1235	15
72-1236	14
72-1237	15
72-1238	15
72-1239	15
72-1240	15
72-1241	15
72-1242	15
72-1243	15
72-1247	176
72-1248	176
72-1249	176
72-1250	176
72-1251	176
72-1252	176
72-1253	176
72-1254	177
72-1255	177
72-1256	177
72-1257	177, 299
72-1258	176
72-1259	176
72-1260	180
72-1261	180
72-1262	180
72-1263	180
72-1264	180
72-1265	180
72-1266	180
72-1267	180
72-1268	180
72-1269	180
72-1270	180
72-1271	180
72-1272	180
72-1273	180
72-1274	180
72-1275	180
72-1276	180
72-1277	180
72-1278	180
72-1279	180
72-1280	180
72-1281	179, 205
72-1282	179, 205
72-1283	179, 205
72-1284	179, 205
72-1285	179, 205
72-1286	194
72-1287	194
72-1288	172, 207
72-1289	172, 207
72-1290	172, 207
72-1291	172, 207
72-1292	170, 206
72-1293	171, 210
72-1294	171, 210
72-1295	172, 207
72-1296	215
72-1297	215
72-1298	204, 220
72-1299	204, 220
72-1300	179, 205
72-1301	75
72-1302	75
72-1303	75
72-1304	75
72-1305	75
72-1306	75
72-1307	203
72-1308	203
72-1310	196
72-1311	196
72-1313	196
72-1314	196
72-1315	196
72-1316	196
72-1317	196
72-1318	196
72-1319	196
72-1320	196
72-1321	196
72-1322	12
72-1323	12
72-1324	177
72-1329	185
72-1330	185
72-1331	185
72-1332	185
72-1333	183
72-1334	186
72-1335	183
72-1336	185
72-1337	184
72-1338	186
72-1339	186
72-1340	186
72-1341	186
72-1342	185
72-1343	186
72-1344	185
72-1345	183
72-1346	185
72-1347	184
72-1348	184
72-1349	184
72-1350	185
72-1351	185
72-1352	185
72-1353	183
72-1354	185
72-1355	185
72-1356	183
72-1357	183
72-1358	183
72-1359	183
72-1360	182
72-1361	182
72-1362	182
72-1363	186
72-1364	186
72-1365	186
72-1366	184
72-1367	184
72-1368	184
72-1369	184
72-1370	184
72-1371	184
72-1372	184
72-1373	184
72-1374	184
72-1375	184
72-1376	184
72-1377	181
72-1378	181
72-1379	181
72-1380	185
72-1381	183

Item Page Number Look-up

AllPoints #	Page #
72-1382	183
72-1383	183
72-1384	183
72-1385	183
72-1386	183
72-1387	183
72-1388	183
72-1389	183
72-1391	181
72-1392	181
72-1393	181
72-1394	181
72-1395	181
72-1396	181
72-1397	184
72-1398	184
72-1399	184
72-1400	186
72-1401	186
72-1402	181
72-1403	181
72-1404	184
72-1405	184
72-1406	184
72-1407	181
72-1408	181
72-1409	181
72-1410	184
72-1411	182
72-1412	183
72-1413	183
72-1414	183
72-1415	183
72-1416	182
72-1417	182
72-1418	182
72-1419	182
72-1420	182
72-1421	181
72-1422	184
72-1423	183
72-1424	183
72-1425	183
72-1426	183
72-1427	183
72-1428	183
72-1429	185
72-1430	185
72-1431	185
72-1432	182
72-1433	182
72-1434	182
72-1435	182
72-1436	182
72-1437	182
72-1438	182
72-1439	182
72-1440	182
72-1441	182
72-1442	182
72-1443	185
72-1444	185
72-1445	185
72-1446	185
72-1447	185
72-1448	185
72-1449	185
72-1450	185
72-1451	185
72-1452	185
72-1453	185
72-1454	185
72-1455	185
72-1456	185
72-1457	185
72-1458	182
72-1459	182
72-1460	182
72-1461	182
72-1462	182
72-1463	182
72-1464	182
72-1465	186
72-1466	186
72-1467	186
72-1468	186
72-1469	188
72-1470	188
72-1471	188
72-1472	188
72-1473	188
72-1474	188
72-1475	188
72-1476	188
72-1477	188
72-1478	188
72-1479	188
72-1480	188
72-1481	188
72-1482	188
72-1483	188
72-1484	188
72-1485	188
72-1486	188
72-1487	188
72-1488	188
72-1489	188
72-1490	188
72-1491	188
72-1492	188
72-1493	188
72-1494	188
72-1495	188
72-1496	188
72-1497	188
72-1498	188
72-1499	186
72-1500	186
72-1501	186
72-1502	186
72-1503	186
72-1504	186
72-1505	186
72-1506	188
72-1507	188
72-1508	188
72-1509	188
72-1510	188
72-1511	188
72-1512	188
72-1513	188
72-1514	188
72-1515	188
72-1516	186
72-1517	186
72-1518	186
72-1519	187
72-1520	187
72-1521	187
72-1522	187
72-1523	187
72-1524	187
72-1525	187
72-1526	187
72-1527	187
72-1528	187
72-1529	187
72-1530	187
72-1531	187
72-1532	187
72-1533	187
72-1534	187
72-1535	187
72-1536	187
72-1537	187
72-1538	187
72-1539	187
72-1540	187
72-1541	187
72-1542	187
72-1543	187
72-1544	187
72-1622	197
72-1623	197
72-1624	197
72-1658	198, 232
72-1659	198, 232
72-1660	198, 232
72-1661	198, 232
72-1662	24
72-1663	24
72-1666	85
72-1667	85
72-1668	86
72-1669	192
72-1670	195
72-1671	195
72-1672	117, 194
72-1673	60
72-1674	195
72-1675	176
72-1676	419
72-1677	178
72-1678	179
72-1679	174
72-1680	174
72-1681	174
72-1682	13, 174
72-1683	50, 218
72-1684	50, 218
72-1685	50, 218
72-1686	119
74-1000	117
74-1001	99, 330
74-1002	99, 330
74-1003	99, 330
74-1004	99, 330
74-1005	99, 330
74-1006	102, 109, 351, 395
74-1007	102, 351
74-1008	351
74-1009	102, 351
74-1010	102, 351
74-1011	102, 350
74-1012	102, 350
74-1013	102, 351
74-1014	102, 350
74-1015	102, 351
74-1016	102, 351
74-1017	102, 351
74-1018	101, 351
74-1019	101, 104, 107, 349, 363, 388
74-1020	101, 104, 107, 349, 363, 388
74-1021	104, 107, 363, 388
74-1022	104, 107, 363, 388
74-1023	104, 115, 364, 426
74-1024	104, 115, 364, 426
74-1025	101, 107, 349, 377, 388
74-1026	101, 107, 349, 377, 388
74-1027	108, 391
74-1028	108, 391
74-1029	109, 395
74-1030	109, 395
74-1031	109, 395
74-1032	109, 395
74-1033	109, 395
74-1034	109, 395
74-1035	109, 395
74-1036	109, 395
74-1037	111, 115, 426
74-1038	110, 416
74-1039	110, 416
74-1040	111, 426
74-1041	111, 426
74-1042	111, 426
74-1043	111, 426
74-1044	111, 426
74-1045	111, 426
74-1046	111, 426
74-1047	111, 426
74-1048	111, 426
74-1049	111, 426
74-1050	111, 426
74-1051	111, 426
74-1052	111, 426
74-1053	111, 426
74-1054	111, 426
74-1055	112, 432
74-1056	112, 432
74-1057	112, 432
74-1058	112, 432
74-1059	112, 432
74-1060	112, 432
74-1061	112, 432
74-1062	112, 432
74-1063	114, 445
74-1064	114, 445
74-1065	114, 445
74-1066	114, 445
74-1067	114, 445
74-1068	114, 445
74-1069	114, 445
74-1070	114, 445
74-1071	105, 115, 377
74-1072	105, 115, 377
74-1073	105, 115, 377
74-1074	116
74-1075	116
74-1076	117
74-1077	117
74-1078	99, 330
74-1079	99, 330
74-1080	99, 330
74-1081	99, 330
74-1082	99, 331
74-1083	102, 350
74-1084	102, 350
74-1085	102, 351
74-1086	102, 351
74-1087	102, 350
74-1088	99, 330
74-1089	100, 336
74-1090	102, 350
74-1091	102, 351
74-1092	102, 351
74-1096	110, 402
74-1097	102
74-1098	116
74-1099	117
74-1100	117
74-1102	104, 364, 425
74-1103	107, 390
74-1104	104, 111, 115, 364, 426
74-1105	116
74-1106	112, 432
74-1107	99, 331
74-1108	109, 394
74-1109	109, 394
74-1110	109, 394
74-1111	111, 426
74-1112	111, 426
74-1113	111, 425
74-1114	111, 426
74-1115	102, 350
74-1116	111, 425
74-1117	109, 395
74-1118	99, 330
74-1119	99, 331
74-1120	99, 330
74-1121	99, 330
74-1122	99, 330
74-1123	101, 349
74-1124	101, 350
74-1125	101, 349
74-1126	111, 426
74-1127	111, 427
74-1128	103, 352
74-1129	114, 445, 448
74-1130	366
74-1131	101, 349
74-1132	366
74-1133	342, 399
74-1134	342, 399
74-1135	117
74-1136	109, 395
74-1137	109, 395
74-1138	109, 395
74-1139	117
74-1140	109, 394
74-1141	109, 395
74-1142	109, 394
74-1143	109, 394
74-1144	109, 395
74-1145	109, 395
74-1146	111, 425
74-1147	109, 395
74-1148	110, 416
74-1149	114, 445
74-1150	114, 445
74-1151	114, 445
74-1152	432
74-1153	112, 432
74-1154	112, 432
74-1155	432
74-1156	112, 432
74-1157	432
74-1158	102, 351
74-1159	114, 445
74-1160	110, 416
74-1161	112, 432
74-1162	110, 416
74-1163	107, 390
74-1164	107
74-1165	107, 390
74-1166	107, 390
74-1167	107, 390
74-1168	102, 350
74-1170	114, 446
74-1172	110, 416
74-1173	114, 445
74-1174	101, 349
74-1175	114, 445
74-1176	101, 349
74-1177	110, 416
74-1178	114, 445
74-1179	114, 445
74-1180	114, 445
74-1181	101, 351
74-1182	114, 445
74-1183	114
74-1184	102, 350
74-1185	114, 446
74-1186	114, 445
74-1187	101, 349
74-1188	114, 445
74-1189	111, 426
74-1190	117
74-1191	117
74-1192	104, 366
74-1193	97, 326
74-1194	97, 326
74-1195	97, 326
74-1196	97, 326
74-1197	97, 326
74-1198	97, 326
74-1199	97, 326
74-1200	97, 326

Item Page Number Look-up

AllPoints #	Page #
74-1201	97, 326
74-1202	97, 326
74-1203	97, 326
74-1204	97, 326
74-1205	97, 326
74-1206	97, 326
74-1207	97, 326
74-1208	97, 326
74-1209	97, 326
74-1210	97, 326
74-1211	97, 326
74-1212	97, 326
74-1213	97, 326
74-1214	97, 326
74-1215	97, 326
74-1216	97, 326
74-1217	97, 326
74-1218	97, 326
74-1219	97, 326
74-1220	97, 326
74-1221	97, 326
74-1222	97, 326
74-1223	97, 326
74-1224	97, 326
74-1225	97, 326
74-1226	97, 326
74-1227	97, 326
74-1228	97, 326
74-1229	97, 326
74-1230	97, 326
74-1231	97, 326
74-1232	97, 326
74-1233	112, 432
74-1234	112, 432
74-1236	113
74-1237	99, 106, 113, 331, 385, 440
74-1238	106, 113, 385, 440
74-1239	106, 113, 385, 440
74-1240	106, 113, 385, 440
74-1241	113, 440
74-1242	106, 113, 385, 440
74-1243	113, 440
74-1244	98, 327
74-1245	99, 330
74-1246	99, 331
74-1247	99, 330
74-1248	99, 331
74-1249	99, 330
74-1250	100, 336
74-1251	100, 336
74-1252	100, 336
74-1253	100, 336
74-1254	101, 349
74-1255	102, 350
74-1256	102, 350
74-1257	102, 350
74-1258	102, 351
74-1259	102, 350
74-1260	101, 349
74-1261	102, 351
74-1262	102, 350
74-1263	102, 351
74-1264	102, 351
74-1265	103, 360
74-1266	103, 360
74-1267	103, 360
74-1268	104, 364
74-1269	104, 115, 364, 426
74-1270	106, 385
74-1271	106, 385
74-1272	105, 107, 377, 388
74-1273	101, 105, 107, 349, 377, 388
74-1274	105, 107, 377, 388
74-1275	107, 390
74-1276	107, 390
74-1277	108, 391
74-1278	109, 395
74-1279	109, 395
74-1280	109, 394
74-1281	109, 395
74-1282	109, 395
74-1283	109, 395
74-1284	109, 395
74-1285	110, 416
74-1286	111, 426
74-1287	111, 426
74-1288	112, 432
74-1289	112, 432
74-1290	112, 432
74-1291	114, 445
74-1292	105, 115, 377
74-1293	105, 115, 377
74-1294	105, 115, 377
74-1295	105, 115, 377
74-1296	99, 330
74-1297	99, 330
74-1298	99, 331
74-1299	109, 394
74-1300	108, 394
74-1301	109, 394
74-1302	110, 416
74-1303	110, 416
74-1304	101, 350
74-1305	102, 351
74-1306	118
74-1307	116
74-1308	116
74-1309	116
74-1311	117
74-1312	116
74-1315	118
74-1316	118
74-1317	118
74-1318	118
74-1319	118
74-1320	117
74-1322	99, 112, 331, 432
74-1323	102, 350
74-1324	111, 425
74-1325	101, 349
74-1326	100, 105, 342, 358, 376
74-1327	111, 425
74-1329	100, 336
74-1330	109, 394
74-1331	108, 394
74-1340	112, 432
74-1341	112, 432
74-1343	105, 374
74-1344	110, 416
74-1345	102, 350
74-1346	102, 350
74-1347	112, 432
74-1348	112, 432
74-1349	112, 432
74-1350	112, 432
74-1351	112, 432
74-1352	112, 432
74-1353	112, 432
74-1354	112, 432
74-1355	112, 432
74-1356	112, 432
74-1357	99, 330
74-1358	99, 330
74-1359	99, 330
74-1360	99, 330
74-1361	99, 331
74-1362	99, 330
74-1363	99, 330
74-1364	99, 331
74-1365	99, 330
74-1366	106, 380
74-1367	102, 351
74-1368	102, 351
74-1369	102, 351
74-1370	102, 350
74-1371	102, 350
74-1372	102, 350
74-1373	101, 349
74-1374	101, 349
74-1375	102, 351
74-1376	102, 351
74-1377	351
74-1378	350
74-1379	350
74-1380	102, 350
74-1381	102, 350
74-1382	101, 102, 350
74-1383	102, 350
74-1384	101, 107, 349, 388
74-1385	102, 350
74-1386	103, 349
74-1387	103, 349
74-1388	103, 349
74-1389	103, 352
74-1391	104, 372
74-1392	103, 360
74-1393	103, 360
74-1394	103, 360
74-1395	103, 360
74-1396	103, 360
74-1398	113
74-1399	113, 440
74-1400	113, 440
74-1401	113
74-1402	109, 394
74-1403	109, 395
74-1404	109, 394
74-1405	109, 394
74-1406	109, 394
74-1407	111, 426
74-1408	111, 426
74-1409	111, 426
74-1410	111, 425
74-1411	111, 427
74-1412	111, 426
74-1413	111, 426
74-1414	111, 426
74-1415	111, 426
74-1416	114, 445
74-1417	114, 446
74-1418	114, 445
74-1419	114, 445
74-1420	114, 446
74-1421	114, 446
74-1422	114, 445
74-1423	114, 447
74-1424	114, 447
74-1425	108, 391
74-1426	108, 391
74-1428	108, 394
74-1429	109, 394
74-1430	109, 394
74-1431	109, 394
74-1432	109, 394
74-1433	109, 395
74-1434	109, 395
74-1435	109, 395
74-1436	109, 395
74-1437	109, 395
74-1438	109, 395
74-1439	108, 394
74-1440	105, 377
74-1441	105, 377
74-1442	105, 377
74-1443	105, 377
74-1444	105, 377
74-1445	105, 377
74-1446	105, 377
74-1447	105, 377
74-1448	106, 385
74-1449	106, 385
74-1450	98, 327
74-1451	98, 327
74-1452	98, 327
74-1454	111, 426
74-1455	111, 426
74-1456	111, 426
74-1457	101, 107, 349, 388
74-1458	101, 107, 349, 388
74-1459	101, 107, 349, 388
74-1460	101, 107, 349, 388
74-1461	101, 107, 351, 389
74-1462	101, 107, 349, 388
74-1464	101, 107, 349, 388
74-1465	112, 432
74-1466	114, 445
74-1467	117
74-1468	118
74-1469	118
74-1470	118
74-1471	118
74-1472	116
74-1473	116
74-1474	327
76-1024	298
76-1025	298
76-1026	298
76-1027	298
76-1116	302
76-1117	302
76-1118	302
76-1120	317
76-1121	317
76-1122	317
76-1123	317
76-1126	320
76-1128	320
76-1131	320
76-1132	318
76-1157	324
76-1158	315, 316
76-1161	305
76-1162	308, 402
76-1163	305
76-1164	308
76-1166	309
76-1167	316
76-1168	316
76-1170	306
76-1171	303
76-1173	306
76-1174	309
76-1177	316
76-1178	315
76-1179	303
76-1180	315
76-1181	316
76-1182	315
76-1184	315
76-1185	315
76-1186	311
76-1187	315
76-1188	316
76-1190	311
76-1192	315
76-1193	306
76-1194	316
76-1195	303
76-1196	316
76-1197	315
76-1200	315
76-1203	303
76-1205	316
76-1206	316
76-1207	316
76-1208	257
76-1213	316
76-1215	316
76-1221	305
76-1227	324
76-1230	316
76-1231	303
76-1232	304
76-1233	303
76-1235	303
76-1238	93
76-1239	93
76-1250	303
76-1253	299
76-1255	299
76-1259	299
76-1261	257, 409
76-1262	257
76-1263	257, 409
76-1264	257, 409
76-1265	257, 409
76-1266	257, 409
76-1267	257, 409
76-1268	299
76-1269	299
76-1270	320
76-1271	303
76-1272	316
76-1288	308
76-1306	380
76-1307	380
76-1308	312
76-1309	312
76-1310	312
76-1311	312
76-1312	312
76-1313	312
76-1314	312
76-1315	314
76-1316	314
76-1317	314
76-1318	314
76-1319	312
76-1320	312
76-1321	312
76-1322	312
76-1323	312
76-1324	312
76-1325	312
76-1326	312
76-1327	312
76-1328	312
76-1329	312
76-1330	312
76-1331	312
76-1332	312
76-1333	312
76-1334	312
76-1335	312
76-1336	312
76-1337	313
76-1338	314
76-1339	314
76-1340	314
76-1341	314
76-1342	314
76-1343	314
76-1344	314
76-1345	314
76-1346	314
76-1347	314
76-1348	314
76-1349	313
76-1350	313
76-1351	313

Item Page Number Look-up

AllPoints #	Page #
76-1352	313
76-1353	313
76-1354	313
76-1355	313
76-1356	313
76-1357	313
76-1358	313
76-1359	313
76-1360	313
76-1361	313
76-1362	313
76-1363	313
76-1365	313
76-1366	313
76-1367	313
76-1368	313
76-1369	313
76-1370	313
76-1371	313
76-1372	313
76-1373	313
76-1374	313
76-1375	313
76-1376	313
76-1377	313
76-1378	313
76-1379	313
76-1380	313
76-1381	313
76-1382	312
76-1383	312
76-1384	312
76-1385	312
76-1386	312
76-1387	312
76-1388	312
76-1389	312
76-1390	312
76-1391	312
76-1392	312
76-1393	313
76-1394	366
76-1396	372
76-1397	372
76-1399	306
76-1400	306
76-1401	310
76-1402	310
76-1403	306
76-1404	308
76-1406	309
76-1409	306, 308
76-1410	380
76-1411	305
76-1412	308
76-1413	304
76-1414	307
76-1415	307
76-1416	307
76-1417	304, 307
76-1418	304
76-1419	304, 307
76-1420	304, 307
76-1421	304
76-1422	309
76-1423	309
76-1424	309
76-1425	306
76-1426	311
76-1427	310
76-1428	310
76-1429	310
76-1430	303
76-1431	303
76-1432	303
76-1433	308
76-1434	308
76-1435	308
76-1436	308
76-1437	310
76-1438	310
76-1439	310
76-1440	310
76-1441	308
76-1442	309
76-1443	309
76-1444	309
76-1445	309
76-1446	309
76-1447	309
76-1448	303
76-1449	308
76-1450	307
76-1451	307
76-1452	308
76-1454	311
76-1455	311
76-1456	305, 309
76-1457	308
76-1458	305, 309
76-1459	310
76-1460	305, 309
76-1461	308
76-1462	305, 309
76-1463	304
76-1464	304
76-1465	304
76-1466	305
76-1467	306
76-1468	307
76-1469	307
76-1673	193
77-1164	390
81-1119	59
85-1000	323
85-1001	323
85-1002	323
85-1003	226
85-1004	226
85-1005	226
85-1006	226
85-1007	226
85-1008	226
85-1009	226
85-1010	226
85-1011	226
85-1012	226
85-1013	226
85-1014	226
85-1015	226
85-1016	226
85-1017	226
85-1018	226
85-1019	226
85-1020	226
85-1021	226
85-1022	226
85-1023	226
85-1024	226
85-1025	226
85-1026	226
85-1027	226
85-1028	226
85-1029	226
85-1030	226
85-1031	226
85-1032	226
85-1033	226
85-1034	227, 231
85-1035	227, 229, 231
85-1036	227
85-1037	227
85-1038	227
85-1039	227
85-1040	230
85-1041	230
85-1042	230
85-1043	230
85-1044	231
85-1045	231
85-1046	227
85-1047	227
85-1048	227
85-1049	227
85-1050	227
85-1051	227
85-1052	227
85-1053	323
85-1054	323
85-1055	323
85-1056	323
85-1057	227
85-1058	227
85-1059	227
85-1060	244
85-1061	226
85-1062	226
85-1065	301
85-1066	226
85-1067	226
85-1068	226
85-1069	226
85-1073	224
85-1074	224
85-1076	227
85-1077	227
85-1078	227
85-1079	226
85-1080	226
85-1081	229
85-1082	229
85-1083	226
85-1084	226
85-1085	227
85-1086	226
85-1087	226
85-1088	228
85-1089	228
85-1090	220, 302
85-1096	220
85-1097	208
85-1098	213
85-1099	212
85-1103	93, 214
85-1106	301
85-1107	209
85-1109	220, 302
85-1111	213, 357
85-1112	220
85-1113	220
85-1114	213
85-1118	288
85-1119	213
85-1130	220, 302
85-1131	220, 302
85-1132	220
85-1133	213
85-1134	213
85-1139	212
85-1140	214
85-1141	214
85-1142	119
85-1143	119
85-1151	213
85-1152	420
85-1155	293
85-1177	324
85-1181	220
85-1182	324
85-1192	229
85-1193	199
85-1194	199
85-1195	199
85-1196	229
85-1197	199
85-1198	229
85-1199	324
85-1200	229
85-1203	220
85-1204	229
85-1207	229
85-1209	229
85-1212	229
85-1214	229
85-1215	198
85-1217	198
85-1218	198
85-1220	198
85-1221	198
85-1222	198
85-1224	198
85-1226	198
85-1227	189
85-1228	198
85-1238	321
85-1242	321
85-1244	321
85-1246	220
85-1247	220
85-1250	189
85-1251	220
85-1253	220
85-1254	220
85-1255	311, 321
85-1256	220
85-1259	321
85-1267	323
85-1268	323
85-1269	197
85-1281	198
85-1285	321
85-1300	224
85-1301	321
85-1303	209
85-1304	209
85-1305	209
85-1306	210
85-1307	212
85-1308	210
85-1309	208
85-1310	208
85-1311	208
85-1312	204
85-1313	212
85-1315	413
85-1318	93
85-1319	93
85-1320	93
85-1321	93
85-1322	93
85-1323	93
85-1324	93
85-1325	208
85-1326	209
85-1327	209
85-1328	215
85-1329	215
85-1330	215
85-1331	208
85-1332	379
85-1333	170, 206
85-1334	171, 206
85-1335	171, 206
85-1336	171, 206
85-1337	171, 206
85-1338	170, 206
85-1339	204
85-1340	93, 214
85-1341	215
85-1372	86
85-1373	86
85-1374	88, 219
85-1375	88, 219
85-1376	87, 211
85-1377	87, 211
85-1378	87, 211
85-1379	87, 211
85-1380	87, 211
88-1000	68
88-1001	68
88-1002	68
88-1003	68
88-1004	69
88-1005	69
88-1006	69
88-1007	69
88-1008	69
88-1009	69
88-1010	69
88-1011	69
88-1012	69
88-1013	69
88-1014	69
88-1015	69
88-1016	69
88-1017	69
88-1018	69
88-1019	69
88-1020	69
88-1021	69
88-1022	69
88-1023	69
88-1024	69
88-1025	69
88-1026	69
88-1027	69
88-1028	69
88-1029	69
88-1030	69
88-1031	66
88-1032	66
88-1033	66
88-1034	66
88-1035	66
88-1036	66
88-1037	66
88-1038	66
88-1039	66
88-1040	66
88-1041	66
88-1042	66
88-1043	76
88-1044	76
88-1045	76
88-1046	76
88-1047	76
88-1048	76
88-1049	76
88-1050	76
88-1051	76
88-1052	76
88-1053	76
88-1054	76
88-1055	76
88-1056	76
88-1057	57
88-1058	57
88-1059	57
88-1060	57
88-1061	57
88-1062	57
88-1063	57
88-1064	57
88-1065	57
88-1066	57
88-1067	57
88-1068	57
88-1071	57
88-1072	57
88-1073	59, 60
88-1074	59, 60
88-1075	59, 60
88-1076	59, 60
88-1077	59, 60
88-1078	59, 60
88-1079	59, 60

Item Page Number Look-up

AllPoints #	Page #
88-1080	59, 60
88-1081	60
88-1082	60
88-1083	59, 60
88-1084	59, 60
88-1085	59, 60
88-1086	59, 60
88-1087	72
88-1088	72
88-1089	72
88-1090	72
88-1091	72
88-1092	72
88-1093	72
88-1094	72
88-1095	72
88-1097	56
88-1099	56
88-1100	59
88-1101	59
88-1102	72
88-1103	72
88-1104	72
88-1105	72
88-1106	72
88-1107	70
88-1108	70
88-1109	70
88-1110	70
88-1111	69
88-1112	69
88-1113	69
88-1114	59, 60
88-1115	59, 60
88-1116	59, 60
88-1117	59, 60
88-1118	59, 60
88-1119	60
88-1120	59, 60
88-1121	59, 60
88-1122	59, 60
88-1123	59, 60
88-1124	59, 60
88-1125	59, 60
88-1126	59, 60
88-1127	59, 60
88-1128	59, 60
88-1129	59, 60
88-1130	60
88-1131	59
88-1137	212
88-1200	6
88-1201	6
88-1202	6
88-1203	77
88-1204	77
88-1205	78
88-1206	78
88-1207	78
88-1208	78
88-1209	78
88-1210	78
88-1211	78
88-1212	77
88-1213	77
88-1214	77
88-1215	77
88-1300	81
88-1301	81
88-1302	81
88-1303	81
88-1304	80
88-1305	80
88-1306	80
88-1307	80
88-1308	80
88-1309	80
88-1310	80
88-1311	80
88-1312	70
88-1313	70
88-1314	70
88-1315	70
88-1316	70, 329
88-1317	70
88-1318	70
88-1319	70
88-1320	70
88-1321	70
88-1322	70
88-1323	70
88-1324	70
88-1325	70
88-1326	70
88-1327	70
88-1328	70
88-1329	70
88-1330	70
88-1331	70
88-1332	70
88-1333	70
88-1334	70
88-1335	70
88-1336	71
88-1337	71
88-1338	71
88-1339	71
88-1340	71
88-1341	71
88-1342	71
88-1343	71
88-1344	71
88-1345	71
88-1346	71
88-1347	71
88-1348	71
88-1349	71
88-1350	71
88-1351	71
88-1352	68
88-1353	68
88-1354	68
88-1355	68
88-1356	68
88-1357	68
88-1358	68
88-1359	68
88-1360	68
88-1361	68
88-1362	71
88-1363	71
88-1364	72
88-1365	72
88-1366	72
88-1367	72
88-1368	72
88-1369	72
88-1370	62
88-1371	62
88-1372	62
88-1373	62
88-1374	65
88-1375	62
88-1376	62
88-1402	67
88-1403	67
88-1404	67
88-1405	67
88-1406	67
88-1407	67
88-1408	67
88-1409	67
88-1410	67
88-1411	67
88-1412	67
88-1413	67
88-1414	67
88-1415	67
88-1416	67
88-1417	67
88-1418	67
88-1419	67
88-1420	67
88-1421	67
88-1422	67
88-1423	62
88-1424	67
88-1425	63
88-1426	63
88-1427	63
88-1428	63
88-1429	63
88-1430	63
88-1431	63
88-1432	63
88-1433	63
88-1434	63
88-1435	63
88-1436	63
88-1437	63
88-1438	63
88-1439	63
88-1440	63
88-1441	63
88-1442	63
88-1443	63
88-1444	63
88-1445	63
88-1446	63
88-1447	64
88-1448	64
88-1449	64
88-1450	64
88-1451	64
88-1452	64
88-1453	64
88-1454	64
88-1455	64
88-1456	64
88-1457	64
88-1458	64
88-1459	64
88-1460	64
88-1461	64
88-1462	64
88-1463	64
88-1464	64
88-1465	64
88-1466	64
88-1471	61
88-1472	61
88-1473	61
88-1474	61
88-1475	61
88-1476	61
88-1477	61
88-1478	61
88-1479	61
88-1480	61
88-1481	61
88-1482	61
88-1483	61
88-1484	61
88-1485	61
88-1486	68
88-1487	68
88-1488	68
88-1489	68
88-1490	56
88-1491	56
88-1492	56
88-1493	56
88-1494	56
88-1495	56
88-1496	56
88-1497	56
88-1498	56
88-1499	56
88-1500	47
88-1501	48
88-1502	44
88-1503	45
88-1504	47
88-1505	42
88-1506	39
88-1507	40
88-1508	39
88-1509	41
88-1510	37
88-1511	36
88-1512	37
88-1513	38
88-1514	38
88-1515	35
88-1516	35
88-1517	36
88-1518	38
88-1519	35
88-1520	49
88-1521	49
88-1522	49
88-1523	49
88-1524	49
88-1525	49
88-1526	49
88-1527	49
88-1528	49
88-1529	49
88-1530	49
88-1531	49
88-1532	49
88-1533	49
88-1534	49
88-1535	32
88-1536	32
88-1537	33
88-1540	33
88-1541	33
88-1544	33
88-1545	32
88-1546	33
88-1547	33
88-1550	32
88-1551	32
88-1552	32
88-1553	32
88-1554	32
88-1555	32
88-1556	32
88-1559	32
88-1561	33
88-1562	33
88-1565	34
88-1566	32
88-1567	33
88-1569	33
88-1570	34
88-1571	34
88-1574	33
88-1575	34
88-1576	34
88-1579	35
88-1581	34
88-1582	34
88-1583	34
88-1584	34
88-1585	34
88-1586	34
88-1589	36
88-1590	36
88-1592	36
88-1593	36
88-1594	35
88-1595	35
88-1596	34
88-1597	35
88-1598	35
88-1600	35
88-1603	33
88-1604	35
88-1605	35
88-1606	35
88-1608	36
88-1609	36
88-1610	36
88-1611	36
88-1612	36
88-1613	37
88-1615	37
88-1617	36
88-1618	37
88-1619	37
88-1620	37
88-1621	37
88-1622	40
88-1623	41
88-1624	41
88-1625	41
88-1626	41
88-1627	41
88-1628	41
88-1629	41
88-1630	42
88-1631	42
88-1632	42
88-1633	37
88-1634	36
88-1635	38
88-1636	37
88-1637	37
88-1638	38
88-1639	38
88-1640	37
88-1641	38
88-1643	38
88-1644	38
88-1645	38
88-1646	38
88-1647	38
88-1648	38
88-1649	38
88-1652	41
88-1653	41
88-1654	41
88-1655	42
88-1656	41
88-1657	42
88-1658	42
88-1659	42
88-1660	42
88-1661	42
88-1662	42
88-1663	42
88-1664	39
88-1665	39
88-1666	39
88-1667	39
88-1668	40
88-1669	40
88-1670	40
88-1671	40
88-1672	40
88-1673	40
88-1674	40
88-1675	41
88-1676	41
88-1677	41
88-1678	41
88-1679	41
88-1680	41
88-1681	41
88-1682	41
88-1683	39
88-1684	39
88-1685	40
88-1686	40

Item Page Number Look-up

AllPoints #	Page #
88-1687	41
88-1688	41
88-1689	41
88-1690	41
88-1691	40
88-1692	40
88-1693	40
88-1694	40
88-1709	43
88-1710	43
88-1711	43
88-1712	43
88-1713	43
88-1714	43
88-1715	43
88-1716	43
88-1717	43
88-1718	43
88-1719	44
88-1720	43
88-1721	43
88-1722	44
88-1723	44
88-1724	43
88-1725	44
88-1726	44
88-1727	43
88-1728	44
88-1729	44
88-1730	44
88-1731	44
88-1732	44
88-1734	47
88-1735	47
88-1736	43
88-1737	43
88-1738	44
88-1740	47
88-1741	44
88-1742	44
88-1743	44
88-1744	44
88-1745	45
88-1746	45
88-1747	45
88-1748	45
88-1749	44
88-1750	45
88-1751	45
88-1752	45
88-1753	45
88-1754	45
88-1755	45
88-1756	45
88-1757	45
88-1758	45
88-1759	45
88-1760	45
88-1761	45
88-1762	45
88-1763	45
88-1764	48
88-1765	48
88-1766	48
88-1767	46
88-1768	46
88-1769	48
88-1770	46
88-1771	46
88-1772	46
88-1773	46
88-1774	46
88-1775	47
88-1776	47
88-1777	47
88-1778	47
88-1779	46
88-1780	46
88-1781	46
88-1782	46
88-1783	46
88-1784	47
88-1785	47
88-1786	47
88-1787	46
88-1788	46
88-1789	43
88-1790	44
88-1791	46
88-1792	46
88-1793	44
88-1794	44
88-1795	44
88-1796	44
88-1797	44
88-1798	44
88-1799	45
88-1800	43
88-1801	45
88-1802	43
88-1803	43
88-1804	45
88-1805	43
88-1806	43
88-1807	43
88-1808	43
88-1809	45
88-1810	45
88-1811	46
88-1812	46
88-1813	46
88-1814	46
88-1815	46
88-1816	46
88-1817	46
88-1818	46
88-1819	47
88-1820	47
88-1821	47
88-1822	47
88-1823	47
88-1824	47
88-1825	47
88-1826	47
88-1827	47
88-1828	47
88-1829	47
88-1830	47
88-1831	48
88-1837	39
88-1838	39
88-1839	39
88-1840	39
88-1841	39
88-1842	39
88-1843	39
88-1844	40
88-1845	40
88-1846	40
88-1847	40
88-1849	40
88-1850	40
88-1851	39
88-1852	39
88-1853	39
88-1854	39
88-1855	39
88-1856	39
88-1857	39
88-1858	40
88-1859	40
88-1860	39
88-1861	39
88-1864	49
88-1866	49
88-1867	49
88-1868	49
88-1869	49
88-1870	49
88-1871	49
88-1872	49
88-1873	49
88-1874	49
88-1875	49
88-1876	49
88-1877	51
88-1878	51
88-1879	51
88-1880	51
88-1881	51
88-1882	51
88-1883	51
88-1884	52
88-1885	52
88-1886	52
88-1887	52
88-1888	52
88-1889	52
88-1890	53
88-1891	53
88-1892	53
88-1893	53
88-1894	53
88-1895	53
88-1896	53
88-1897	53
88-1898	53
88-1899	53
88-1900	54
88-1901	54
88-1902	54
88-1903	54
88-1904	54
88-1905	54
88-1906	55
88-1907	55
88-1908	55
88-1909	55
88-1910	55
88-1911	55
88-1912	55
88-1913	55
88-1914	55
88-1915	55
88-1916	55
88-1917	55
88-1918	55
88-1919	55
88-1920	55
88-1921	55
88-1922	55
88-1923	55
88-1924	55
88-2000	56
88-2001	56
88-2002	56
88-2003	56
88-2004	56
88-2005	56
88-2006	56
90-1000	119
90-1001	119
90-1002	119
90-1003	119
90-1004	120
90-1005	120
90-1006	163
90-1007	163
90-1008	163
90-1009	163
90-1010	163
90-1011	163
90-1013	163
90-1014	163
90-1015	163
90-1016	163
90-1017	163
90-1018	163
90-1019	163
90-1021	163
90-1025	120
90-1026	120
90-1027	120
90-1028	120
90-1029	120
90-1030	120
90-1031	120
90-1032	120
90-1033	120
90-1034	120
90-1035	119
90-1040	120
90-1041	119
90-1042	120
90-1043	120
90-1044	120
90-1045	94, 256

We are Constantly Expanding Our Offerings.

It is our goal to provide the best selection of refrigeration replacement parts, supplies and accessories in the industry. We will continue to expand our offerings until we have fully accomplished that objective. We both welcome and appreciate your assistance and guidance to that end.

Please contact Product Development by email (***research@AllPointsFPS.com***) or call (**800-332-2500**) with your recommendations for additional items you would like us to carry. We will review and respond promptly.

Index by Manufacturer/Brand

(Parts are replacements unless specifically labeled as from the manufacturer)

Manufacturer/Brand	Page
3M	220, 318-320
A-1	26-49
Acid-Away	87, 211
Acid-Buster	171
Anthony	97, 120, 326
Aqua-Pure/Cuno/3M	318-320
Arctic Air	98, 327
Ardco Swingline	120
Arrow Hart	222-223
Bally	98, 120, 327
Beckett	75
Beverage Air	99, 328-329, 335
BIG BLU	208
Black Rhino	181-188
Canplas (Endura)	299
CDN	8, 24
CDS	90-92
CHG	124, 129, 131, 135, 140, 141, 145, 294, 295, 300
Clear-Flex	95
Comark	15
Conbraco	302
Continental	100, 336
Cornelius	100, 337-344
Crathco/Grindmaster	345
Crescent	192
Crown	119
Danfoss	51, 56-57, 59-61, 66, 68-70, 72, 76
Delfield	101-103, 119-120, 346-356
Dormont	298, 322-323
Eagle	222
Electrofreeze	357, 358
Eliason	260
Embraco	51-55
Encore	264-270, 300
Everpure	302-311
Fieldpiece	13, 174, 179
Fisher	284-287
Fluke	13
Fogel	105, 358
Follett	120
FWE	119
Glastender	103, 359-362
Glenco	104, 120, 362, 363
Grindmaster	345
H&K	120
Happ	214
Harris	204
Hartland	82-83
Hobart	104, 119, 161, 364
Hoshizaki	104, 364-370
Howard	371
Hubbell	223
Hussman	371
Ice-O-Matic	104, 372-374
ICM	58
Imperial Tools	176, 177, 180, 195
Jade	105, 119, 374
JB Industries	73
Jet Force	24
Jet Spray	375, 376
Johnson Controls	6, 77-78
Kairak	120
Kason	94, 123, 126, 128, 130, 134, 136, 139, 142, 144, 146, 148, 165-166, 256
Koch	161
Kolpak	105, 377, 378
Kwik-Vise	195
Leer	378
Loctite	209
Maglite	196
Manitowoc	106, 217, 379-383
Master-Bilt	106, 384-387
McCall/Kolpak	107, 120, 387-389
Miljoco	10, 11, 12, 16
National	119
NDL Fittings	282-283
Norlake	107, 390
Nu-Calgon	50, 218
Paragon	18
Parker	62-65, 67-68, 70-72
Pentair	303-311
Perlick	108, 391-393
Petrol-Gel	213, 423
PH Hydrion	321
Promax	85
Ranco	2-5, 84
Randell	108-109, 119, 393-398
Rectorseal	87, 88, 211, 219
Remcor	399
RIDGID	176
Robinair	86, 117, 177, 192, 194, 195
Safety-Set	139
Saf-T-Cote	254
Saf-T-Ice	254
Schaefer	3, 400
Scotsman	110, 401-408
Scratch-B-Gone	93
Selecto	315-316
Server Products	257-258, 409-414
Sheila Shine	214
Sherlock	208
Silver King	110, 415-419
Sklip	261
Slide Driver	191
Spectroline	170-172, 206-207, 210
Sprayon	212
Stanley Knight	119
Stera-Sheen	217, 423
Stoelting	420, 421
Stride Tools	180
Supco	5, 18-23, 73-74, 79-81, 84, 173, 212
System IV	317
T&S	271-283, 302
Table Shox	243
Taylor	422, 423
Thermaflex	256
Tomlinson	291-293
Traulsen	111, 119-120, 161, 424-430
TRUE	112, 120, 431-437
Turbo Air	113, 438-443
Turbo Torch	178, 205
Turbo-Kleen	87, 211
UEI	13, 14, 173
Vangard	120
Vans (VRS)	248
Victory	114, 444-448
Viper	215
Vollrath	115, 120
Vulcan	115
Watts	302, 314
Watts, Hydro-Safe	312-313
Yellow Jacket	176, 193
Zipp	88, 219

Index by Type

A

Access Valves 73
Acid Detection & Neutralizer 87, 210-211
Acid Scavenging 171
Acid Test 210
Alarms 23
Temperature 23
Water 23
Appliance Legs 240-242

B

Bar Drains 259
Beer Taps & Accessories 259, 283, 289
Benders 176
Blades, Fan (See Fan Blades)
Blower Fan Assembly 248
Blower Wheel 245
Brackets, Shelf 159-160
Brazing & Solder Products 204
Brushes
Cement 119
Coil 216
Condenser Fin 194
Misc. 216
Bulbs
Fluorescent 166, 167
Saf-T-Cote 254
Burnout/Clean-up Core 71

C

Cable Ties 224
Capacitors 80-81
Capillary Tubing 60
Cap, Access Valve 73
Caps, Tubing 244
Casters 239
Expansion Stem 236
General Duty Plate 238
Plate 234, 237-239
Post Shelving 234
Stem 234, 236
Stops 234
Threaded Stem 239
Wheels 235
Cement, Gasket 119
Charging Hoses 180
Chemicals & Lubricants 212-213
Cleaners 214-215, 217
Coil 93, 215
Degreaser 214-215, 219
Glass 214
Ice Machine 217
Stainless Steel 93, 214
Channel, Heater Wire 253
Clips, Pilaster 161
Coated Light Bulbs 254
Coils, Contactor 83
Coil, Solenoids 66, 67

C *Continued*

Cold Controls 2-6
ETC 5-6
Ranco, Listed by OEM 2-4
Temporary 5
Universal Temporary/Permanent 5
Collars, Freezer 260
Compressor Oils 50, 218
Compressors 26-56
A-1 27-49
Compressor Oils 50
Danfoss 58
Embraco 51-55
Semi-Hermetic 28-48
Standard – Air Cooled 43-47
Condensate Pans 250-251
Condensate Pumps 75
Condenser Fin Brush 194
Condensing Units 55, 57
Connectors, Electrical 227
Contactors 82-83
Controls, Pressure 76-78
Dual Pressure 78
High Pressure 78
KPU/Single/Dual 76
Low Pressure 78
Oil Control 77
Water Regulating 77
With Time Delay 77
Cookers 257
Copper Fittings 202-203
Cords 221
Cores, Burnout 71
Couplers, Kwik 180
Covers, Freezer 260
Curtains, Strip 94-95, 256
Cushions, Kneeler 198, 232
Cutters 176

D

Data Loggers 22
Defrost Thermostats 20
Defrost Timers 18-19
Degreasers 88, 214-215, 219
Descaling & Deliming 217, 301
Dispenser Faucets & Fittings 291-293
Dispenser Pumps 258
Display Doors, Glass 90-93
Door Gaskets (See Gaskets, Door)
Door Hardware 153-158
Drain Heaters 252
Drains, Bar 259
Drains, Sink 296
Drains, Waste (See Waste Drains)
Drawer Slides 158
Driers/Filters 69-71

Index by Type (Cont.)

E

Electromechanical Temperature Controls 6
Electronic Temperature Controls 5-6
Replacement Temperature Sensor 5
Temperature Controls 6
Equipment Legs 240-242
Evaporators 250-251
Replacement Parts 251

F

Fan Blades 245-246
Aluminum Condenser 245
Plastic 245
Plastic Impeller 246
Universal 248
Fan Guards 245
Fan Motors 246-248
Cast Iron 248
Kits 246-247
Faucets & Fittings (See Plumbing)
Filters, Water (See Water Filters)
Filters/Driers 69-71
Fin Brushes 194
Fin Combs 194
First Aid Kits 199
Fish Tape 189
Fittings, Copper 202-203
Flashlights 196-197
Flux 204
Food Grade Grease 213
Freezer Collars 260
Freezer Cover 260
Freezer Lids 260

G

Gas Detector 173
Gasket, Cement 119
Gaskets, Door 97-120
Custom Gaskets 119-120
General Use 116-118
How to Measure a Gasket 96
Listed by OEM 97-115
Sweep Gasket 118
Gauges, Manifold 180
Glass Cutter 176, 293
Glass Display Doors 90-93
Glasses, Safety 187
Glides 243-244
Gloves, Safety 198
Gloves, Work 188
Grease Interceptors 298-299
Grease, Food Grade 213

H

Hand Dryer 324
Hardware – Fasteners & Service Kits 228-231

H *Continued*

Hardware, Refrigeration 146-150
Door Closures 146-149
Handles & Pulls 150
Hinge & Latch Measuring Instructions 122
Lever & Pull Handles with Inside Release 142, 143
Lighting 164-168
Locking Bar 145
Reach-In Hinges 123-128
Reach-In Latches & Strikes 130-135
Rollers 151-152
Walk-In Hinges 136-138
Walk-In Latches & Strikes 139-140
Walk-In Safety Release Handles 144, 145
Walk-In Security Hasp 144
Heat Gun 117, 194
Heater Wire 253
Heaters, Drain 252
Hex Key 193
High Temperature Wire 225
Hinges 122-129, 136-138
Hinge Measuring Instructions 122
Reach-In 123-129
Walk-In 136-138
Hose Clamps 323
Hoses
Charging 180
Water & Steam 323
Water Line 322

I

Ice Cream Box Parts 260
Ice Machine
Cleaning Chemicals 217
Totes & Scoops 255
Ice Maker Installation Kit 323
Impeller, Ventilation 246

K

Kneepads 198, 232
Knives, Utility 185, 194

L

Latches & Strikes 122, 130-135, 139-141
Latch Measuring Instructions 122
Reach-In 130-135
Walk-In 139-141
Leak Detection 170-172, 206-209
Acid Scavenging Systems 171, 210
Dye 170, 206
Kits & Cartridges 170-172, 206-207
Lamps 172, 207
Low Temperature 208
Leak Lock 209
Legs 240-242
Appliance 240-242
Equipment 240-242

Index by Type (Cont.)

L *Continued*

Levelers 243-244
Lids 260, 262
Freezer Lids 260
Pan Lids 262
Light Bulbs, Saf-T-Cote Coated 254
Lighting 164-168, 254
Lights, Refrigeration
Energy Saving Vapor Proof Retrofit Kit 165
Motion Sensor 166
Parts 164-168
Vapor Proof Fixture 166
Lubricants 212-213

M

Magnetic Light 197
Magnetic Mirror 197
Manifolds 179, 180
Manometers 173-175
Meters 173-175
Gas Detection 173
Multi-Testers 175
Pressure Temperature 173
Vacuum Gauges 175
Moisture Indicators 68
Motor Controls 58
Motors, Fan 246-248
Cast Iron 248
Kits 246-247

O

Oil Additive 212
Oil Checker 212
Oil, Compressor 50
Oil, Vacuum Pump 86
Order Forms
Custom Gasket 503-504
Glass Display Doors 507-508
Wire Shelving 505-506
Overloads & Relays 80-81

P

Pans & Lids 262
Part Trays 229
Pilaster 161
Pilaster Clips 161
Pliers 182, 192
Plugs 222, 223
Plumbing 264-293
Adapters 270, 275
Back Flow Preventors 300
Dipperwell 267
Faucets/Spouts 267, 268, 269, 271, 272, 273, 274, 280, 281, 285
Glass Fillers 270, 275, 278
Hammer Arrestors 300
Hose Reel & Parts 300
Pre-Rinse Units 264, 265, 279, 285

P *Continued*

Plumbing (Cont.)
Pressure Regulator 304
Replacement Parts 264-293
Spray Valves 288
Vacuum Breakers 302
Valves
Pressure Reducing 301
Shut Off 300
Temperature & Pressure Relief 301
Y Strainers 302
Power Cords 221
Pressure Controls 76-78
Pressure Switches 84
Pressure-Temperature Chart Master 173
Pressure-Temperature Chart 200
Probes, Type J & K 15
Pulls 150
Pumps
Condensate 75
Condiment Dispenser 258
Hot Fudge Dispenser 257
Ice Machine 75
Replacement Parts, Dispenser 258
Syrup Dispenser 258
Vacuum 86

R

Ratchet Wrenches 180
Recepticles 223
Refrigerant Recovery Machines 85
Refrigerant Scale 178
Refrigeration Components Diagram 26
Refrigeration Hardware (See Hardware)
Relays & Overloads 80-81
Remover, Tape 220
Roller Bearings 151-152

S

Safety Apparel 198
Kneepads & Cushions 198, 232
Safety Glasses 187
Safety Gloves 198
Safety Release Handles 144, 145
Sand Cloth 203
Scoops, Saf-T-Ice 255
Screwdrivers 184, 193
Sealants 209
Sensor, Temperature 5
Servers 258
Service Kits, Hardware 230
Shelving 159-163
Brackets 159-160
Custom 163
Hardware 161
Wire 162-163
Sight Glass, Moisture Indicators 68
Sink Drains 296

Index by Type (Cont.)

S *Continued*

Sink Strainers 297
Sklip Rack System 261
Soap Dispensers 324
Solder & Brazing 204
Solderlene 204
Sprayers, Chemical 215
Strip Curtains 94-95, 256
Swing Doors, Vinyl 94, 256
Switches 249
Fan Switches 249
Light Switches 249
Pressure 84
System Flush 87, 211

T

Tapes 204, 220
Acrylic Adhesion Aluminum Foil 220
Duct 220
Electrical 220
Insulation, Cork and Foam 204, 220
Pipe Thread 220, 302
Remover 220
Water-Resistant Rubber 220
Wire Marking 193
Temperature Alarms 23
Temperature Clamp 177
Temperature Controls (See ETC)
Terminals, Wire 226
Test Meters 174-175
The Acid Test 210
Thermometers 8-17
Digital, Handheld 14
Flange Mount 16
Infrared 13
Pocket 8, 12
Rear U-Clamp Mount 18
Refrigerator/Freezer 9-12
Replacement Probes 15
Shelf 8-10, 17
Specialty 17
Thermostatic Expansion Valves 59-65
Orifices 60
TXV Maximizer Kit 59
TXV Minimizer Kit 59
Valves 59-65
Thermostats, Defrost 20
Thread Locker 209
Time Delays 21, 79
Timers, Count Down/Up 24
Timers, Defrost 18, 19
Tools 181-197
Bit Driver 191
Capillary Cutter 60, 193
Caulk Guns 186
Chain Breakers 189
Cutters, Glass 176
Cutters, PEX & PVC 183
Fan Blade Puller, Universal 189
Fin Combs & Brushes 194
Fish Tape 189
Flaring 177
Flashlights 196-197
Heat Gun 194
Hex Key Nut 193
Knives 185, 194
Manifolds 179, 180
Match Holder 197
Mirror 197
Multi-Drivers 190
Pickup 197
Pinch-Off Tool 192
Pliers 182, 192
Punch Kit 177
Ratchet Drivers 184
Ratchet Wrenches 180
Refrigerant Recovery Tool 195
Safety Glasses 187
Saws & Blades 185

Parts are Only Part of What We Do

Our 4th Edition Cold Side Catalog combined with our 2013-2014 Hot Side Catalog provide the most detailed and informational source available for food equipment parts, supplies and accessories. We inventory more than 16,000 replacement parts, supplies, and accessories representing replacement of over 30,000 items for Cooking, Plumbing, Refrigeration and Ware Washing Equipment. Catalogs are also available on CD.

In addition to catalogs, we provide the following:

SHIPPING

- Same Day Shipping for Standard Orders Received by 4:30 pm CST.
- Same Day Shipping of Overnight Orders Received by 5:30 pm CST.
- All International and truck orders are shipped within 24 hours.

Subject to inventory availability.

Additional Discounts
Given for Quantity Orders of Our Most Popular Items

Unsurpassed Service

Parts Research
For Catalog and Special Order Items: 7:00 am to 6:00 pm CST, Monday-Friday

All Major Credit Cards Accepted

Customer Service
7:00 am to 6:00 pm CST, Monday-Friday

Index by Type (Cont.)

T *Continued*

Tools (Cont.)
Screwdrivers 184, 193
Slide Driver 191
Snips & Shears 183
Striking (Chisel Set, Hammers, Prybar) 184
Strippers, Wire 183, 193
Swaging 177
Tape 220
Tape Measures 186
Telescoping Mirrors 197
Test Kits, Water 321
Thread Checker 189
Threaded Insert Tool Kit 192
Tool Bags 186
Torx Wrenches 193
Tube Benders 176
Tube Cutters & Accessories 176
Utility Knives 185, 194
Valve Core, Remover & Installer & Replacement 195
Wheel Puller 189
Work Gloves 188, 198
Wrenches 181, 192-193
Torches, Kits & Accessories 178, 205
Totes, Saf-T-Ice 255
Tubing, Caps 244

V

Vacuum Gauges 175
Vacuum Pump 86
Valves 72-74
Access 73
GBC Ball Valve 72
Line Tapping 74
Service 74
Shut-Off, Manual 72, 300
Solenoid 66, 67
Thermostatic Expansion 59-65
Water Regulating 174
Valves, Plumbing (See Plumbing)
Ventilator, Walk-In 246
Vibration Absorber 75

W

Warmers, Countertop 257
Waste Drains & Parts 294-295
Lever Wastes 294
Twist Wastes 294
Water Filter Heads & Cartridges 303-317
Beverage Systems 312, 320
Chloramine Reduction Systems 310
Coffee Filtration Systems 306, 320
Deliming Cartridge 317
Drinking Water Filtration Systems 311
Espresso Filtration Systems 307
Fountain Filtration Systems 309, 315
Ice Filtration Systems 308, 316, 320
Ice Making Systems 312, 317, 320
Inline Filters 314
Mini Water Softeners 314
Pre-Filters 302, 305, 316
Reverse Osmosis Systems 314
Steam Treatment Systems 304-305, 315
Steamers/Combis 312, 318
Warewashing Applications 311, 316
Water Hoses & Quick Disconnects 322
Water Line Hoses 322
Water/Steam Hoses 323
Water Test Kits 321
Wheel, Blower 245
Wheels, Caster 235
Wire Shelving 162-163
Wire, Heater 252
Wire, High Temperature 225
Wire Nuts 227
Wobble Wedges 244

CUSTOM GASKET ORDER FORM

SEND TO: AllPoints Foodservice Parts & Supplies
PHONE: 800-332-2500 • FAX: 800-227-1511 • E-MAIL: Orders@AllPointsFPS.com

Company Name _____ Date _____

Account Number _____ P.O. Number _____

Contact Name _____ Contact Phone Number _____

Contact E-Mail _____

SHIP TO:

Company Name _____ Attn: _____

Address _____

City/State/Zip _____ Country _____

☐ **Please Call Me With a Quote**

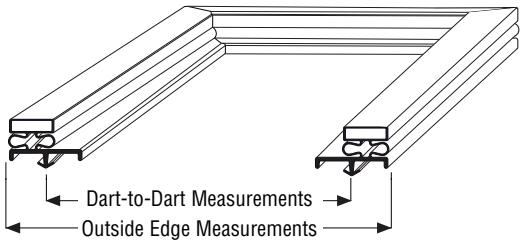

Two Methods of Measurement *(see diagram on right)*

1. For **Screw-On Gaskets**, measure outside edge to outside edge

2. For **Snap-In or Push-In Gaskets**, measure dart-to-dart

Description	Profile	Color	Measurements			Number of Sides (3 or 4)	Quantity	Order No.
			Method	Width	Height			
Screw-On Compression	CS1	Gray						**90-1000**
Screw-On Magnetic	MS2	Gray	Outside Edge					**90-1001**
	MS3	Black						**90-1041**
	MS3	Gray						**90-1002**
	MS5	Gray						**90-1003**
	MS8	Gray						**90-1035**
Snap-In Magnetic	MD6	Gray	Dart-to-Dart					**90-1005**
	MD7	Black						**90-1025**
	MD8	Black						**90-1026**
	MD9	Black						**90-1027**
	MD11	Black						**90-1028**
	MD11	Gray						**90-1043**
	MD15	Black						**90-1029**
	MD23	Black						**90-1042**
	MD23	Gray						**90-1004**
	MD23	Gray						**90-1044***
	MD26	Black						**90-1030**
	MD28	Gray						**90-1031**
	MD30	Gray						**90-1032**
	MD39	Black						**90-1033**
	MD41	Black						**90-1040**
Push-In Magnetic	MP4	Gray						**90-1034**

*90-1044 is constructed of Santoprene™, all others are PVC.

CUSTOM GASKETS ARE MADE TO ORDER AND ARE NOT RETURNABLE

See reverse side for diagrams of gasket profiles

CUSTOM GASKET PROFILES

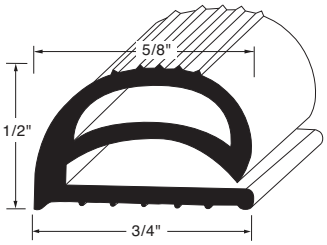

Profile CS1
Order No. 90-1000

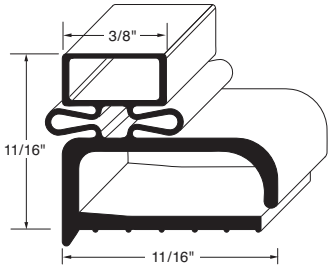

Profile MS2
Order No. 90-1001

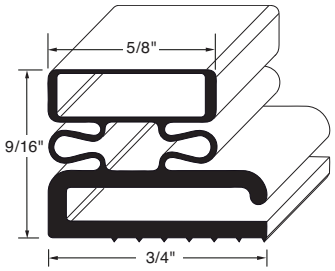

Profile MS3
Order No. 90-1041 (Black) or 90-1002 (Gray)

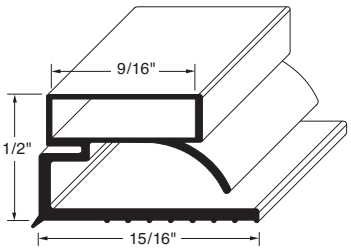

Profile MS5
Order No. 90-1003

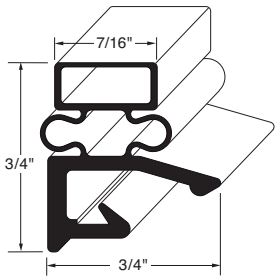

Profile MS8
Order No. 90-1035

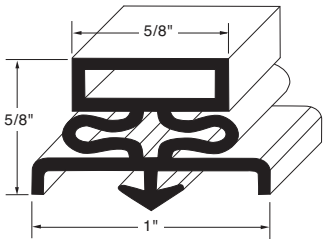

Profile MD6
Order No. 90-1005

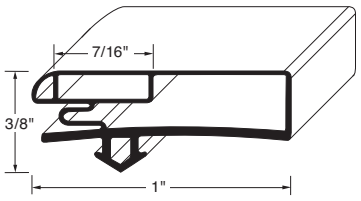

Profile MD7
Order No. 90-1025

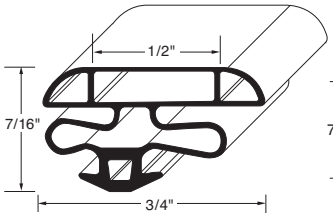

Profile MD8
Order No. 90-1026

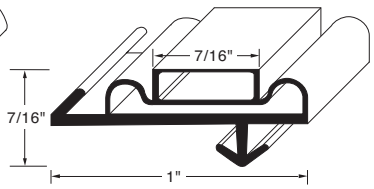

Profile MD9
Order No. 90-1027

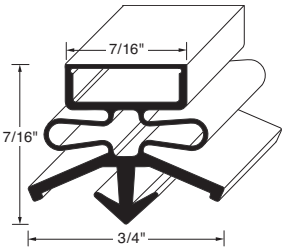

Profile MD11
Order No. 90-1028 (Black) or 90-1043 (Gray)

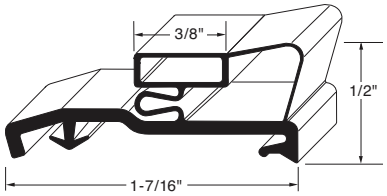

Profile MD15
Order No. 90-1029

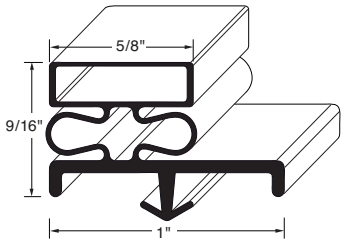

Profile MD23
Order No. 90-1042 (Black), 90-1004 (Gray PVC) or 90-1044 (Gray Santoprene™)

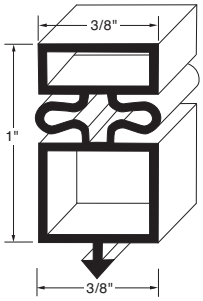

Profile MD26
Order No. 90-1030

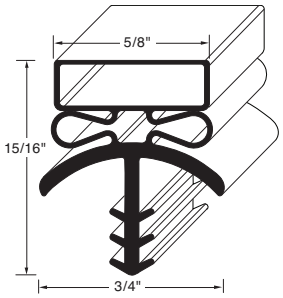

Profile MD28
Order No. 90-1031

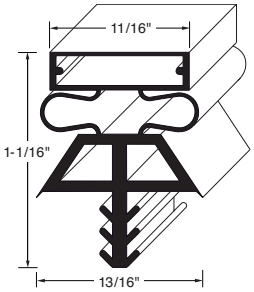

Profile MD30
Order No. 90-1032

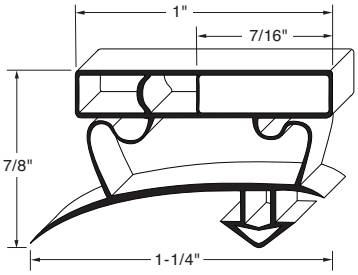

Profile MD39
Order No. 90-1033

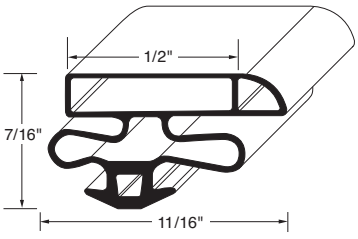

Profile MD41
Order No. 90-1040

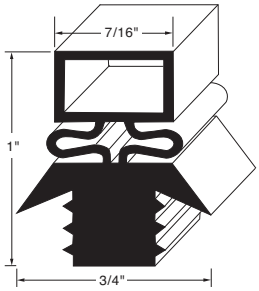

Profile MP4
Order No. 90-1034

CUSTOM SHELF ORDER FORM

SEND TO: AllPoints Foodservice Parts & Supplies
PHONE: 800-332-2500 • FAX: 800-227-1511 • E-MAIL: Orders@AllPointsFPS.com

Company Name _____ Date _____

Account Number _____ P.O. Number _____

Contact Name _____ Contact Phone Number _____

Contact E-Mail _____

SHIP TO:

Company Name _____ Attn: _____

Address _____

City/State/Zip _____ Country _____

☐ **Please Call Me With a Quote**

See reverse side for custom shelf options

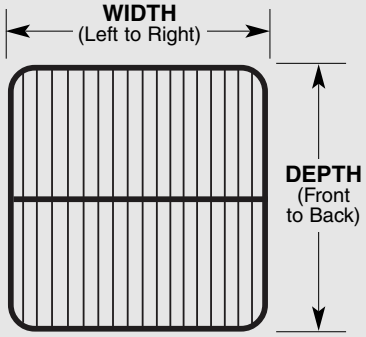

FINISH USAGES

Nickel: Dry Storage, Ovens, Ranges, Broilers, Fryers

Chrome: Dry Storage

Epoxy Coated: Refrigerators, Freezers

Stainless Steel: All of the above

Standard-Duty Shelves (5/16 Frame, 1/8 Cross Wires, 3/4 Spacing)

Finish	Measurements		Flat Shelf Only	With Options (see Options on back)	Quantity	Order No.
	Width (Left to Right)	Depth (Front to Back)				
Nickel Plated			☐	☐		**90-1006**
Chrome Plated			☐	☐		**90-1007**
Stainless Steel			☐	☐		**90-1009**
Grey Epoxy			☐	☐		**90-1008**
White Epoxy			☐	☐		**90-1010**
Silver Epoxy			☐	☐		**90-1011**
Light Blue Epoxy			☐	☐		**90-1013**

Heavy-Duty Shelves (3/8 Frame, 3/16 Cross Wires, 3/4 Spacing)

Finish	Measurements		Flat Shelf Only	With Options (see Options on back	Quantity	Order No.
	Width (Left to Right)	Depth (Front to Back)				
Nickel Plated			☐	☐		**90-1014**
Chrome Plated			☐	☐		**90-1015**
Stainless Steel			☐	☐		**90-1017**
Grey Epoxy			☐	☐		**90-1016**
White Epoxy			☐	☐		**90-1018**
Silver Epoxy			☐	☐		**90-1019**
Light Blue Epoxy			☐	☐		**90-1021**

CUSTOM SHELVES ARE MADE TO ORDER AND ARE NOT RETURNABLE

CUSTOM SHELF OPTIONS

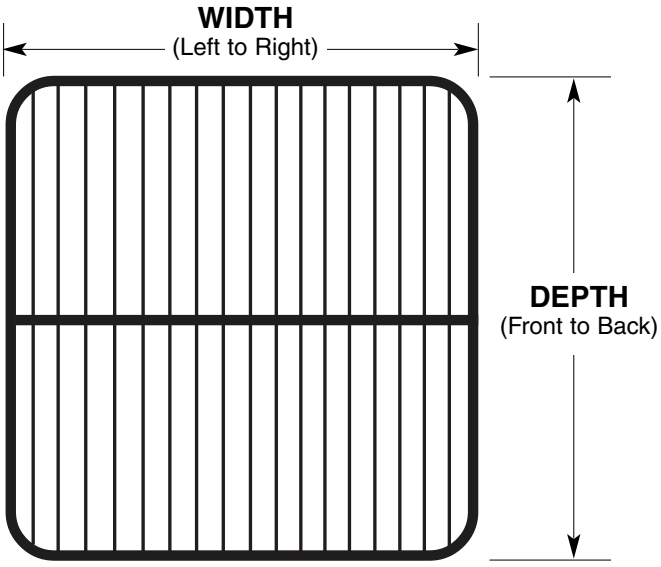

Check options needed:

☐ **Cut-outs** – *Indicate location, shape and dimensions on drawing above*

☐ **½ Ball Feet**

☐ **"U" Feet** (standard height = ¾)

Specify height _____

☐ **Lip** – on width/left to right direction (standard height = 1)

Specify height _____



☐ **Backstop** (specify dimensions)

A_____ B_____

C_____ D_____

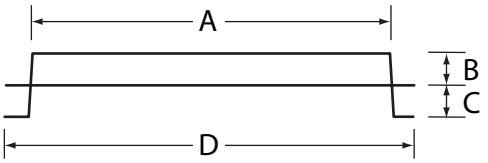

☐ **Extensions**

Specify length _____

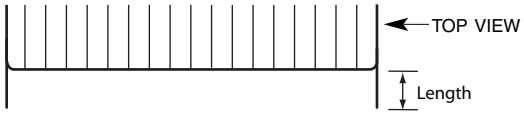

☐ **Crosswire Spacing:** ☐ 1 ☐ ½

☐ **Extra Support Bar** (Recommended on shelves over 36)

☐ **Bridge** (Under center bar)

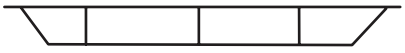

Special Instructions _____

_____

_____

_____

To order a shelf with *other* options, you must include specific instructions and a detailed sketch

DISPLAY DOOR ORDER FORM (Page 1 of 2)

SEND TO: AllPoints Foodservice Parts & Supplies
PHONE: 800-332-2500 • FAX: 800-227-1511 • E-MAIL: Orders@AllPointsFPS.com

Company Name _____ Date _____

Account Number _____ P.O. Number _____

Contact Name _____ Contact Phone Number _____

Contact E-Mail _____

SHIP TO:

Company Name _____ Attn: _____

Address _____

City/State/Zip _____ Country _____

—— Order form continues on reverse. Use a separate order form for each opening. ——

Number of Doors: _____

Door Width: _____ Door Height: _____

Rough Opening Width: _____ Rough Opening Height: _____

☐ New Installation ☐ Replacement

For use on: ☐ Anthony ☐ Ardco ☐ Other: _____

Model: ☐ Legacy ☐ FS Legacy ☐ Advantage ☐ FS Advantage ☐ ECO Series

Use: ☐ Cooler ☐ Freezer

Hinge Location: ☐ Left ☐ Right

Features: ☐ Standard *(see reverse)* ☐ Custom

Notes:

Final order specifications and pricing will be returned within 3 business days. To process your order, we must first receive a 50% non-refundable deposit and a signed approval on the final order specifications.

DISPLAY DOOR ORDER FORM (Page 2 of 2)

Custom Features:

Lighting: ☐ T-8 ☐ RLS T-8 ☐ LED Hi-Def

Finish: ☐ Smooth Silver ☐ Serrated Silver ☐ Satin Silver
☐ Smooth Gold ☐ Serrated Gold ☐ Black

Handle: ☐ Standard Black ☐ Gold ☐ Chrome ☐ Full Length

Shelving: ☐ Side Product Stop ☐ Front & Back Stop ☐ Glide Sheets
☐ Extended Front ☐ Corner ☐ Vertical Can & Bottle ☐ Baskets
☐ Gravity Flow — Depth: ☐ 37 ☐ 43 ☐ 49

Energy: ☐ California/Federal Specifications ☐ Heated Glass ☐ Low E Glass

Other: _____

_____

_____

Standard Features/Options	Legacy	FS Legacy	Advantage	FS Advantage	ECO Series
Lighting					
T-8 Fluorescent	X	X			
RLS T-8 Fluorescent			X	X	
LED Hi-Definition					X
Glass Package — Freezers					
3 Pane Heat	X		X		
3 Pane Low E		X		X	X
Glass Package — Coolers					
2 Pane No Heat	X		X		
2 Pane Low E Gas Filled		X		X	X
Shelving					
27 Deep Epoxy Coated	X	X	X	X	X
Hinges					
Kwik Torque	X	X	X	X	X
Kwik Lock	X	X		X	X
Other					
Kwik Level System	X	X	X	X	X
Flat Mullion					X
Energy Free Cooler Doors		X	X	X	X

Detailed information is available at:
www.cdsdoors.net

You can also call us
with your questions at
800-332-2500

Final order specifications and pricing will be returned within 3 business days. To process your order, we must first receive a 50% non-refundable deposit and a signed approval on the final order specifications.

Copyright and Trademark Information

This entire catalog, copy, part numbers and unique method of showcasing products is Copyright 2014 AllPoints Foodservice Parts & Supplies. All rights reserved. No portion of this catalog may be reproduced in any form or by any means, in whole or in part, without the written permission of AllPoints Foodservice Parts & Supplies.

© 2014 ALLPOINTS FOODSERVICE PARTS & SUPPLIES.

Limited Warranty Policy

No warranty is offered to consumers, as defined in the Magnuson-Moss Warranty Act. All items sold are intended for resale, business use or equipment manufacture and warranted against defects in workmanship or materials only to the extent of the warranty supplied by the manufacturer.

Each item carries the full warranty of the manufacturer. AllPoints Foodservice Parts & Supplies assumes no obligation on the part of any manufacturer except to process warranty claims to the manufacturer on behalf of our customers. Individual manufacturer's warranty policies will be provided upon request.

Illustrations and descriptions are provided for identification purposes. We take no responsibility that an item will suit a specific purpose. Any liability claim will be limited to the purchase price.

In Case of Damage or Shortages in Transit via Carrier

Upon delivery of shipment, merchandise should be carefully inspected for damages/shortages during shipment. If you receive damaged items, please follow the procedure below:

1. Hold the following items at the original destination for inspection by carrier:

   A. THE OUTSIDE CARTON
   B. ALL INSIDE PACKING MATERIAL
   C. ANY BROKEN ARTICLES

2. Have our shipper number and tracking number located on the label available for the carrier.

3. Call a sales rep for assistance with the claim.

Returns

Inventory item returns are allowed up to 90 days from the date of shipment provided the item(s) are in new, unused, undamaged, re-saleable condition. Non-inventory items are non-returnable and non-cancellable.

Inventory Items: Inventory item returns are allowed up to 90 days from the date of shipment. Items must be in new, unused, undamaged, re-saleable condition. Item not in re-saleable condition will be returned to the customer at their expense. Items over 90 days, but less than 1 year, will have a 25% restocking fee. Shipping costs to return items are at the expense of the customer.

An RA number must be obtained prior to returning an inventory item. This number must be printed clearly on the outside of the box. Items received without an RA or boxes not clearly indicating the RA number will be returned at the customer's expense. Unused RA numbers will be kept open for 30 days from the date of issuance. RA numbers are closed once either the return period has lapsed or the 30 day RA life has been exceeded. If you have not returned your item(s) within 30 days of obtaining your original RA number and you are still within the 90 day limit, you must obtain a new RA number.

Non-Inventory Items: Non-Inventory items are non-returnable and non-cancellable.

AllPoints®
Foodservice Parts & Supplies

Ph: **800-332-2500**
Fax: **800-227-1511**
AllPointsFPS.com

Locations:

Connecticut:
200 International Way
Winsted, CT 06098

Same-day shipping cut-off time via next day air: 5:30 pm EST

Florida:
9550 Satellite Blvd., Suite 145
Orlando, FL 32837

Same-day shipping cut-off time via next day air: 5:30 pm EST

Illinois:
607 W. Dempster St.
Mt. Prospect, IL 60056

Same-day shipping cut-off time via next day air: 6:30 pm EST

Nevada:
839 Pilot Rd., Suite A
Las Vegas, NV 89119

Same-day shipping cut-off time via next day air: 6:45 pm EST

Fast shipments for faster repairs!

1-2 day ground delivery to 90% of the country!

Shipments to you *or* your customer with the option for your name on the package, not ours.

Write customer number here:

Inside pages are printed on 100% PCW paper.