

JELD-WEN®


GUIDE TO EXTERIOR DOORS
WHAT YOU NEED TO KNOW TO CHOOSE
YOUR NEXT DOOR WITH CONFIDENCE





TABLE OF CONTENTS

1: ANATOMY OF A DOOR	4
ANATOMY OF AN EXTERIOR DOOR	5
2: MATERIAL OPTIONS	6
FIBERGLASS	7
WOOD	8
STEEL	9
3: PRODUCT LINES	10
FIBERGLASS PRODUCTS	11-12
WOOD PRODUCTS	13
STEEL PRODUCTS	14
PRODUCT COMPARISON	15
GLASS	16
4: DEFINE YOUR STYLE	17
STYLE QUIZ	18
FARMHOUSE	19
COASTAL	20
UPDATED TRADITIONAL	21
SIMPLY MODERN	22



EVERYTHING YOU NEED TO KNOW WHEN CHOOSING EXTERIOR DOORS

This guide is designed to help streamline your decision making process when it comes to exterior doors. If you're unsure about material options, panel styles, or glass choices, this guide is for you. Designed for homeowners, this easy-to-follow guide makes choosing the right exterior doors simple.

To view the full collection of JELD-WEN's exterior doors, [visit us online.](https://www.jeld-wen.com)

CHAPTER

1

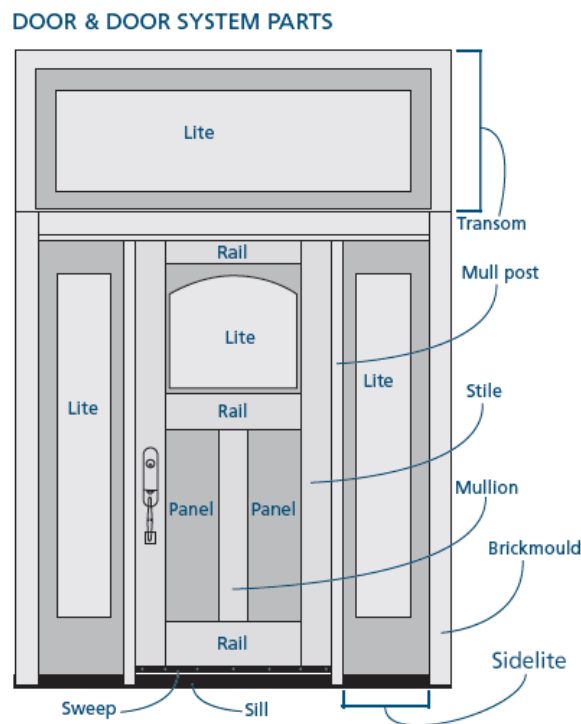
THE ANATOMY OF A DOOR

Learn about the basic anatomy of an exterior door
and important terms that you need to know.

THE ANATOMY OF AN EXTERIOR DOOR

Most exterior doors are similar in construction although their styles and materials vary.

When shopping for exterior doors, understanding these main terms will help you find the design that's right for your home.



Lite: a framed piece of glass within a door slab

Rails: the horizontal pieces that make up a door slab

Stiles: the vertical pieces that make up a door slab

Transom: the glass insert that's located above the door

Sweep: the flexible seal material attached to the bottom of a door slab

Mull Post: the structural post between the sidelite and door

Sidelite: vertical piece of glass placed on the side of the entry door

Door Slab Panel: the full part of the door that swings back and forth

Sill: the gateway under the door frame that helps prevent water and air from entering the home

Jambs: the vertical sides of the door frame

Hinges: the hardware that allows the door to swing open and closed

CHAPTER

2

MATERIAL OPTIONS

Door materials matter. Explore different material types
and how they can transform your home.



Smooth-Pro™ 1-Panel ¾ View Frameless Clear Glass with 4-Lite SDL in Black

FIBERGLASS

Fiberglass doors are strong yet lightweight. From real woodgrain texture to the painted wood look, there are many ways to make them your own. Fiberglass requires minimal maintenance and functions well in any climate, without warping or bowing. Its insulating core aids in energy efficiency. Fiberglass doors last for years and are resistant to rotting, cracking, or denting.

Fiberglass doors combine functionality with aesthetic appeal, giving homeowners a wide range of options for their entryways. There are several types of fiberglass doors, each with unique qualities to suit your preferences and home style.



Architectural™ Collection ¾ Lite 6-Lite SDL with Clear Glass in Warm Toffee

WOOD

No door makes an impression as inviting as a wood door. It can create a style or a mood, offer privacy or even sanctuary; it is a direct reflection of your taste and personal preferences. Options like solid wood panels or ornate decorative glass give you the opportunity to create a look that is uniquely yours. Savor the sense of warmth and artistry a wood door brings to any home, whether it's elegantly modern or comfortably traditional.

Here at JELD-WEN, we handcraft our doors from the finest materials, offering a wide array of beautiful design options, from wood species to panels to glass types and decorative accents. In addition to offering designs to match every architectural style, our artisans excel in customization.



Authentic Wood 5106 Meranti Mahogany with Beveled Glass



Authentic Wood 6206 Hemlock with Clear Glass



STEEL

Steel entry doors are available in a wide range of panel-look designs, from traditional to contemporary, with or without glass. Choose from solid panel door designs with glass inserts, double doors, and impact-rated options. Durable and secure, steel panel doors are a great choice for home entry remodels on a budget.



CHAPTER

3

PRODUCT LINES

Choose the right products for both aesthetics and performance,
to achieve long-term beauty and durability.

FIBERGLASS PRODUCTS

ARCHITECTURAL™ COLLECTION

[Architectural™ Collection](#) fiberglass is a line of door systems with matching fiberglass-clad components, complementing any residential architectural style. These systems have matching woodgrain detail, and you can choose from a variety of woodgrains, finishes, and glass inserts to make them your own.



DESIGN-PRO™

Design-Pro™ fiberglass doors come in mahogany, oak, or fir woodgrain surfaces, and look like stained wood when finished. These doors come in a wide range of design options, giving you plenty of affordable choices. They have high-definition panels with wider profiles, offering depth and authenticity.



FIBERGLASS PRODUCTS (CONT'D)

SMOOTH-PRO™

Strong, durable, and attractive, Smooth-Pro™ fiberglass doors are formed with high-definition panels and wide profiles. They feature a light paintbrush-stroke texture and are ready to be painted any color, easily. Choose between dozens of styles with decorative glass panels or solid panels.



WOOD PRODUCTS



AUTHENTIC WOOD

Authentic Wood doors are available in a wide range of designs. Each door features a dense engineered core shielded with premium veneers for lasting performance. Choose from hemlock's light, fine-textured, straight-grained appearance or meranti mahogany's high-density, deep, rich-looking grain. Energy efficient glass available.



STEEL PRODUCTS

Steel doors are strong, durable, and stylish. Our steel doors include energy efficient cores. Choose from solid panels, glass panels, double doors, impact-rated and fire-rated options.



PRODUCT OVERVIEW | EXTERIOR DOORS

STANDARD OFFERING	STEEL	PRO SERIES	ARCHITECTURAL™ COLLECTION
Price	\$	\$\$	\$\$\$
Glass Options	Clear, Decorative, Privacy	Clear, Decorative, Direct Glaze, Privacy	Clear, Decorative, Privacy
Grille Options	Fixed External, Grilles Between the Glass, Simulated Divided Lites	Fixed External, Grilles Between the Glass, Simulated Divided Lites	Simulated Divided Lites
Blinds Between the Glass	Yes	Yes	N/A
Fire Ratings	Yes	Yes	N/A
Wood Species	N/A	Fir Woodgrain Mahogany Woodgrain Oak Woodgrain	Fir Woodgrain Knotty Alder Woodgrain Mahogany Woodgrain Oak Woodgrain Rustic Cherry Woodgrain Traditional Cherry Woodgrain
Impact Rated Options	Yes	Yes	Yes
Finish Options	Primed, Painted	Primed, Painted, Stained, Statement™ Finish	Painted, Stained
Matching Door System Components	N/A	N/A	Yes
Available Widths	2'0" - 3'6"	2'6" - 3'0"	3'0"
Available Heights	6'8", 7'0", & 8'0"	6'8", 7'0", & 8'0"	6'8", 7'0", & 8'0"
Structural Warranty†	10-Year Limited	Limited Lifetime	Limited Lifetime
Finish Warranty†	10-Year Limited	10-Year Limited	10-Year Limited

†For a complete copy of our Limited Warranty, please visit jeld-wen.com or call 1-888-JWHelpU (1-888-594-3578).

ENHANCE YOUR DESIGN WITH GLASS OPTIONS



Numerous glass choices — from decorative to privacy to clear performance — can be combined with your door's design elements to create a stunning look and a lasting impression. The availability of different glass inserts and decorative options can vary based on the door material you choose. [Learn more about the options here.](#)



CHAPTER

4

DEFINE YOUR STYLE

Find the right exterior door to complement any style and design need with the convenient, curated JELD-WEN Style Collections.

WHICH DOOR STYLE IS RIGHT FOR YOU?

Browse the curated [JELD-WEN Style Collections](#) to find Farmhouse, Coastal, Updated Traditional, and Simply Modern door styles that elevate the look of any home.

Each style collection can also be blended to create an aesthetic that suits your unique style.



 [FARMHOUSE](#)



 [COASTAL](#)



 [UPDATED TRADITIONAL](#)



 [SIMPLY MODERN](#)

TAKE THE QUIZ TO DEFINE YOUR STYLE

Identify your preferences or browse
the [JELD-WEN Style Collections](#) to get inspired.



FARMHOUSE EXTERIOR DOORS STYLE COLLECTION

Rustic Charm Meets Simplicity

- Stark, contrasting colors add definition
- Wood accents for warmth and character
- Brushed metal or matte black hardware to complement your door design

Browse the [Farmhouse Style Collection](#) for more inspiration





COASTAL EXTERIOR DOORS STYLE COLLECTION

A Relaxed Vibe with a Sense of Play

- Amplify natural light with glass
- Make a statement with a pop of color
- For true coastal applications, available with impact-rated glass to withstand the elements

Browse the [Coastal Style Collection](#) for more inspiration





UPDATED TRADITIONAL EXTERIOR DOORS STYLE COLLECTION

Classic Designs with Modern Details

- Mix neutral tones with pops of color
- Varying panel sizes, glass inserts, and classic designs complement a myriad of traditional style preferences
- Combine dark neutral colors with brass or matte black hardware

Browse the [Updated Traditional Style Collection](#) for more inspiration





SIMPLY MODERN EXTERIOR DOORS STYLE COLLECTION

Spacious, Simple, and Inviting

- Clean designs in warm natural or visually calming neutral hues
- Accented with large panes of glass
- Nature-inspired doors complement any type of stonework, concrete, or brick accents to add visual interest

Browse the [Simply Modern Style Collection](#) for more inspiration





FOR MORE EXTERIOR DOOR INFORMATION
AND INSPIRATION, VISIT [JELD-WEN.COM](https://www.jeld-wen.com)



© 2024 JELD-WEN, Inc. All rights reserved. | JELD-WEN, the JELD-WEN Logo, the JW Logo, and AURORA are registered trademarks of JELD-WEN, Inc. ARCHITECTURAL, DESIGN-PRO, FOUNDRY, SMOOTH-PRO, and STATEMENT are trademarks of JELD-WEN, Inc.
10-98350 06/24