



**JELD-WEN**  
WINDOWS & DOORS®

IWP® FOUNDRY™ FINISHES

# INTRODUCING IWP® FOUNDRY™ FINISHES

FOR IWP® AURORA® FIBERGLASS ENTRY DOORS

Five innovative, on-trend finishes bring the prestige and artisan appearance of iron to a line of exceptional entry doors designed for durable performance and easy maintenance.



## FOUNDRY™ FINISHES



Metallic  
Black




Flat  
Black



Silver



Medium Bronze




Tumbled  
White Bronze

*Custom finishes available.*



### **A5037**

Metallic Black Dark  
Patina Infinity Grille



## THE LOOK OF REAL IRON WITH NONE OF THE LIMITATIONS

### BEAUTIFULLY-CRAFTED COLOR

Every Foundry™ creation is the unique result of our proprietary multi-step, hand-applied finish process.

### UNLIMITED DESIGN OPTIONS

IWP® Foundry™ finishes can be applied to any IWP® Aurora® door. Choose from dozens of artful designs, or turn your custom design into a one-of-a-kind entry for your home.

### STRENGTH AND EASE

IWP® Aurora® fiberglass stands up to the elements, resists denting or shrinking, and requires little maintenance.





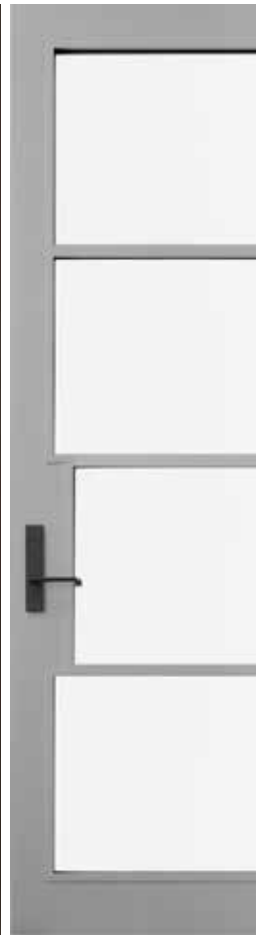
**A33**  
Metallic Black Dark Patina  
Maritime Grille



**A33**  
Tumbled White Bronze with  
1" Dark Patina Clavos



**A1250**  
Medium Bronze Dark  
Patina Provence Grille  
with 1-3/4" Dark Patina  
Diamond Clavos



**A5004**  
Silver

## A WEALTH OF CHOICES

Explore a wide array of decorative options, including glass, grilles, hardware, and accents.

## ENERGY EFFICIENCY

Finished doors deliver the look of real iron without iron's tendency to conduct heat in summer or frost over in winter.






**A09H**  
Metallic Black



**A1260**  
Flat Black Dark Patina  
Trellis Grille




**A362**  
Metallic Black

## MADE TO LAST

The doors are backed by a Limited Lifetime Warranty,  
the finishes by a 10-Year Limited Warranty.\*

\*For warranty details, visit [jeld-wen.com](http://jeld-wen.com), click Support, and select JELD-WEN Warranties.

A dark, monochromatic photograph of a door frame. The frame is composed of several dark, rectangular sections. A prominent diagonal mullion runs from the bottom left towards the top right, intersecting a horizontal bar. The background is a dark, textured surface, possibly a wall or another part of the door assembly. The lighting is subtle, highlighting the edges and textures of the materials.

Variances in photography and printing may cause the glass and finish colors shown in this catalog to vary from the actual products. Actual door layouts may vary from the models pictured due to size changes. Please contact your local dealer for layout of each size.

© 2019 JELD-WEN, Inc. All rights reserved. | JELD-WEN, the JELD-WEN Logo, the JW Logo, IWP, and AURORA are registered trademarks of JELD-WEN, Inc. FOUNDRY is a trademark of JELD-WEN, Inc.