

What Has the Village of Tinley Park Done to Protect Residents From Flooding?



The village meets periodically to discuss solutions to flooding problems occurring within the village limits. Some of the completed flooding relief projects include:

1. *Regraded obstructed overland flow paths in the Timbers Edge Subdivision.*
2. *Expanded detention facilities and improved conveyance of storm water to the detention pond in Brementowne.*
3. *Corrected restrictor sizing of the detention pond in Bristol Park.*

For questions regarding
Flood Safety contact us
at **708-444-5500**
www.tinleypark.org

Village of Tinley Park

Edward Zabrocki, *Mayor*
Frank German, *Village Clerk*

Trustees

Patrick Rea
David Seaman
Gregory Hannon
Michael Bettenhausen
Matthew Heffernan
Brian Maher

16250 S. Oak Park Avenue
Tinley Park, IL 60477
708.444.5000
www.tinleypark.org



Tinley Park Public Library
PAMPHLET

TINLEY PARK--FLOOD PLAIN
rec'd 12/05



Tinley Park

***Flood
Protection
Program***

REFERENCE

Flood Safety

Village of Tinley Park

16250 S. Oak Park Ave.
Tinley Park, IL 60477


(708) 444-5100


Fax (708) 444-5199

www.tinleypark.org





Where has Flooding Damage Been Reported in Tinley Park?

 Tinley Park is subject to flooding from all five streams. The largest flooding problem has been along Midlothian Creek. Tinley Park's worst flood on record occurred in July 1996. Heavy local storms caused the Midlothian Creek to rise higher than before. It was estimated to be a "100-year" flood. As a result of development in the upstream watersheds, there has been an increase in storm water runoff. The 1996 storm caused overbank flooding to reach buildings in less than 24 hours. The river kept rising for another 24 hours. With our flat terrain, it takes a while for the waters to recede. After Midlothian Creek crested in 1996, it took 3-4 days to get back in its banks. In other words, the river was out of its banks for a total of five days and in buildings for two of those days. On the smaller streams, such as the Northern Tributary to the Union Drainage Ditch and the Western Tributary to Midlothian Creek, the water level recedes more quickly.


 Smaller floods have a higher rate of occurrence than large floods. However, the damage smaller floods cause cannot be disregarded. Tinley Park's primary flood season is from May to August, but flash floods can occur at any time throughout the year and can affect nearly every person in the village. Therefore, everyone should be prepared for a flood.


Tinley Park is at Risk for Flash Floods


 Flash floods result when heavy rains fill natural and engineered drainage systems to overflowing. The floodwaters move so rapidly and powerfully that they carry away trees, mud, structures, vehicles, other debris and people.


 When a flash flood occurs, time is short – seconds can mean the difference between safety and tragedy. Understanding the dangers and knowing what actions to take can save your life.


Protecting Yourself During a Flood


 **Do not walk through flowing water.** Drowning is the number one cause of flood deaths, mostly during flash floods. Currents can be deceptive; six inches of moving water can knock you off your feet. If you walk in standing water, use a pole or stick to determine the depth of the water.

 **Do not drive through a flooded area.** More people drown in their cars than anywhere else. Don't drive around road barriers; the road or bridge may be washed out.

 **Stay away from power lines and electrical wires.** Electrical current can travel through water. Report downed power lines to the Power Company or village emergency management office.

 **Have your electricity turned off by the Power Company.** Some appliances, such as television sets, keep electrical charges even after they have been unplugged. Don't use appliances or motors that have gotten wet unless they have been taken apart, cleaned, and dried.

 **Look before you step.** After a flood, the ground and floors are covered with debris including broken bottles and nails. Floors and stairs that have been covered with mud can be very slippery.

 **Be alert for gas leaks.** Use a flashlight to inspect for damage. Don't smoke or use candles, lanterns, or an open flame unless you know the gas has been turned off and the area has been ventilated.

