



Bill Acceptor

NE77

Installation Guide



International Currency Technologies Corp.

Use of Materials Limitations

International Currency Technologies Corporation (ICT) all rights reserved.

All materials contained are the copyrighted property of ICT.

All trademarks, service marks, and trade names are proprietary to ICT.

ICT reserves the right at all times to disclose or to modify any information as ICT deems necessary to satisfy any applicable law, regulation, legal process or governmental request, or to edit, refuse to post or to remove any information or materials, in whole or in part, in ICT's sole discretion.

Contents

1. Introduction

| | |
|--------------------|---|
| 1-1. Overview..... | 2 |
| 1-2. Features..... | 2 |

2. Specifications.....2

3. Packing List.....3

4. Dimension.....4

5. Installation

| | |
|---|----|
| 5-1. Harness Application..... | 8 |
| 5-1-1. I/O Circuit..... | 10 |
| 5-2. DIP Switch Setting..... | 14 |
| 5-3. Software Download and Upgrade..... | 14 |

6. Maintenance..... 15

7. Troubleshooting..... 16

1. Introduction

1-1. Overview

NE77 features multi-width banknote verification and recognition and superior anti-stringing function; equipped with multiple interfaces to provide users the best service suitable for various applications.

1-2. Features

- Accept multi-width banknotes
- Advanced optical and mechanical anti-fishing mechanism
- High acceptance rate
- Superior anti-counterfeit capability
- High transaction speed

2. Specifications

General

Acceptance Rate 96% or greater

Note: The incomplete bills such as extremely dirty, wet, broken or wrinkled ones are excluded.

Bill Insertion Four way acceptable

Transaction Speed Approx. 1.5 seconds to stack

Interface RS232, Pulse, Parallel

Installation Indoor

Electrical

| | |
|------------------------------|--|
| Power Source | 12V DC (10.8V~13.2V DC) |
| Power Consumption | Standby: 0.24A, 3W Operation: 0.9A, 11W Maximum: 2.7A, 32.4W |
| Operation Environment | Operation Temperature: 0°C~55°C Storage Temperature: -20°C~70°C Humidity: 30%~85%RH (no condensation) |

Mechanical

| | |
|----------------------------|-----------------|
| Outline Dimension | Refer to page.4 |
| Bill Accepted Width | 62mm~77mm |
| Weight | Approx. 1.2kg |

3. Packing List

| | |
|------------------|--|
| Main | Bill Acceptor |
| Accessory | Harnesses (Refer to 5-1) NE77 Installation Guide NE77 DIP Switch Setting Guide |

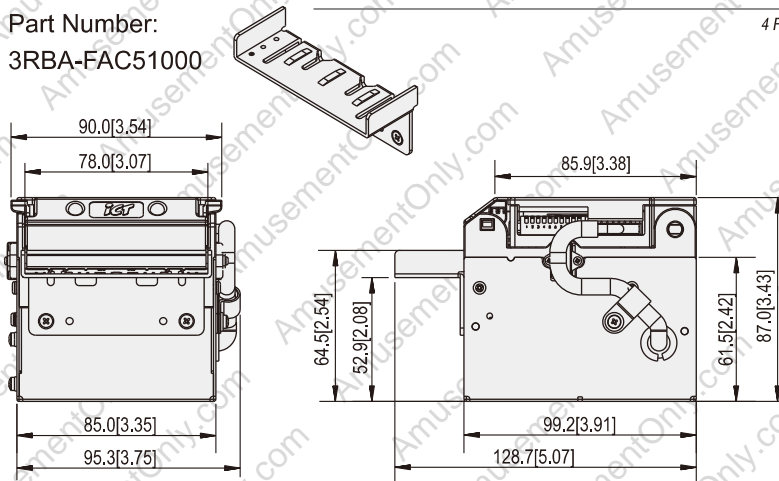
4. Dimension

< long bezel >

Part Number:

3RBA-FAC51000

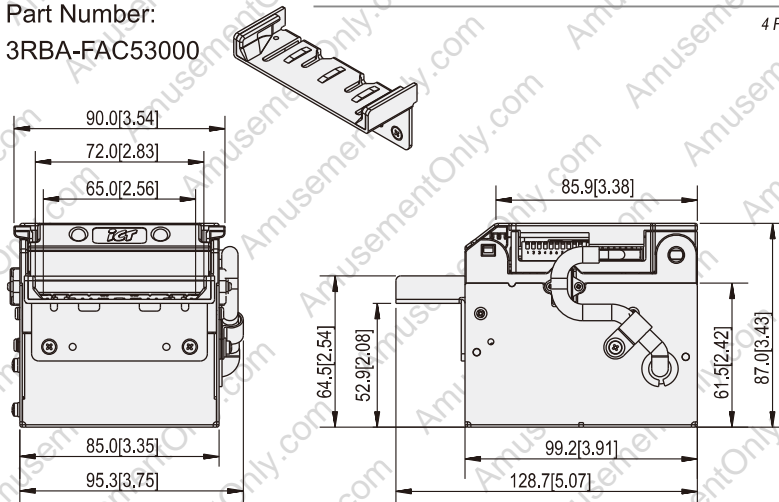
4 FIG.01



Part Number:

3RBA-FAC53000

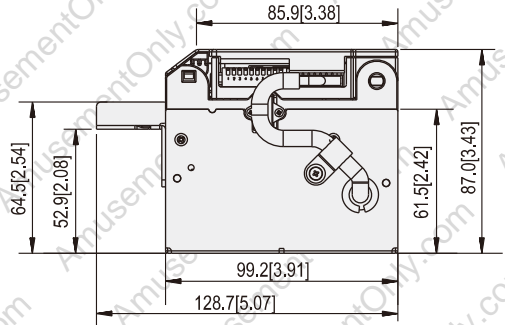
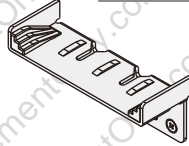
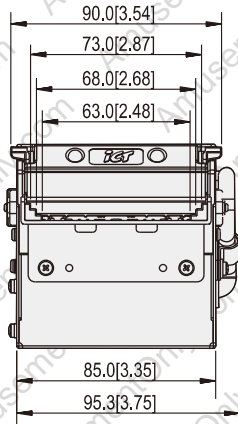
4 FIG.02



Unit:mm[inch]

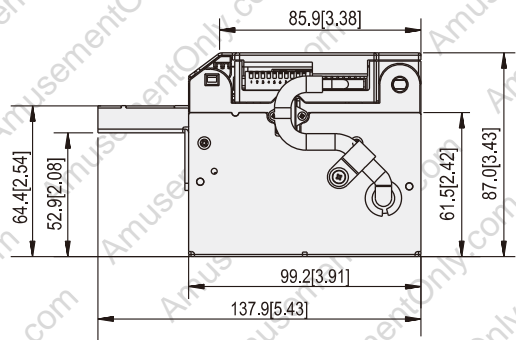
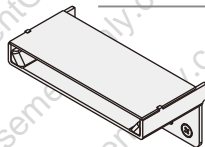
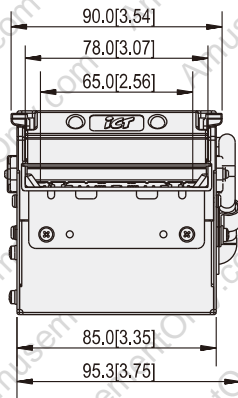
Part Number:
3RBA-FAC54000

4 FIG.03



Part Number:
3RBA-FAC58000

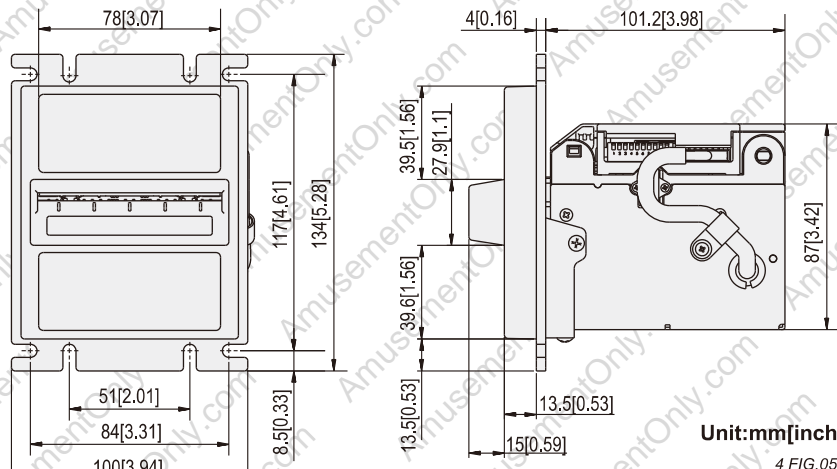
4 FIG.04



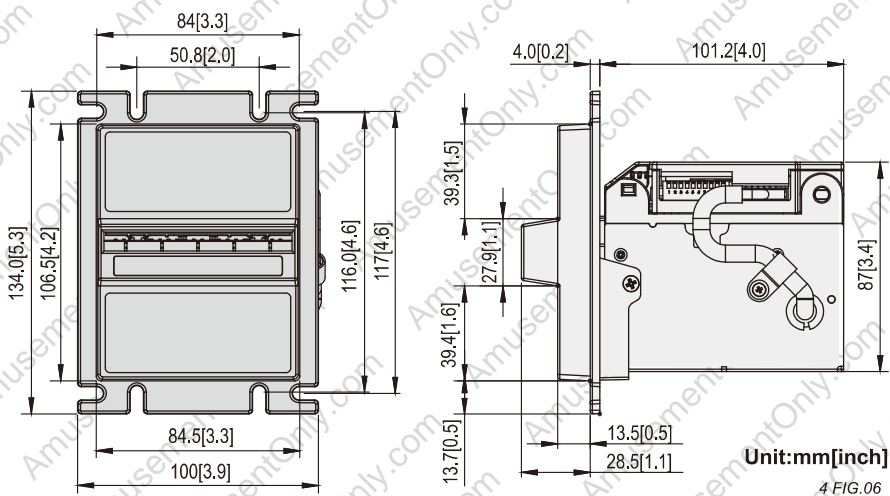
Unit:mm[inch]

NE77

< Standard Bezel > Part number: 3RBA-FAC41003



< L77F/ NE77 Bezel > Part number: 3ZBA-FAC64000



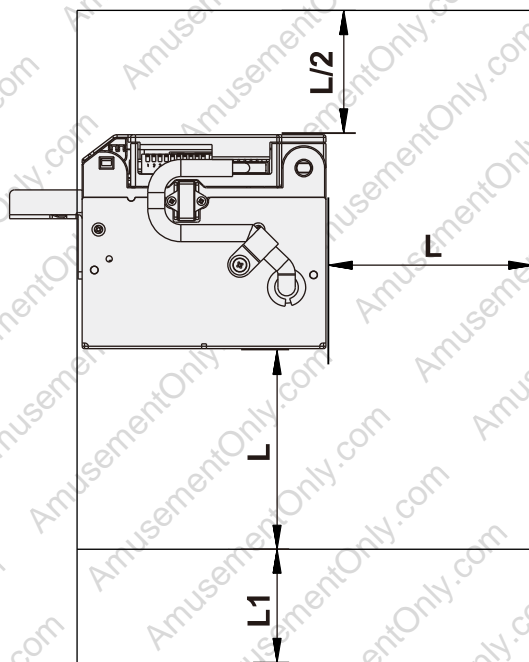


To install the bill acceptor on your VMC, please be aware of the dimension as below:

[L] : Longer than the maximum length of accepted bills.

[L1] : Bill box capacity depth.

*** [L/2] has to be longer than 80mm to open upper base.**



4 FIG.07

5. Installation

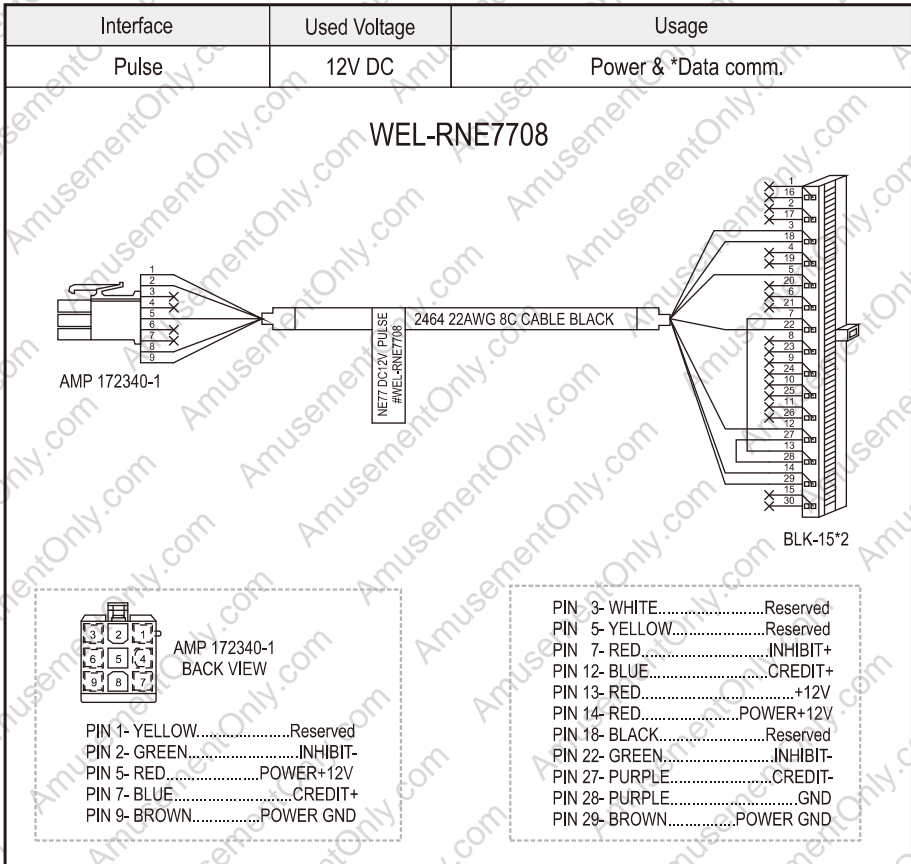
5-1. Harness Application

5-1 TABLE 01

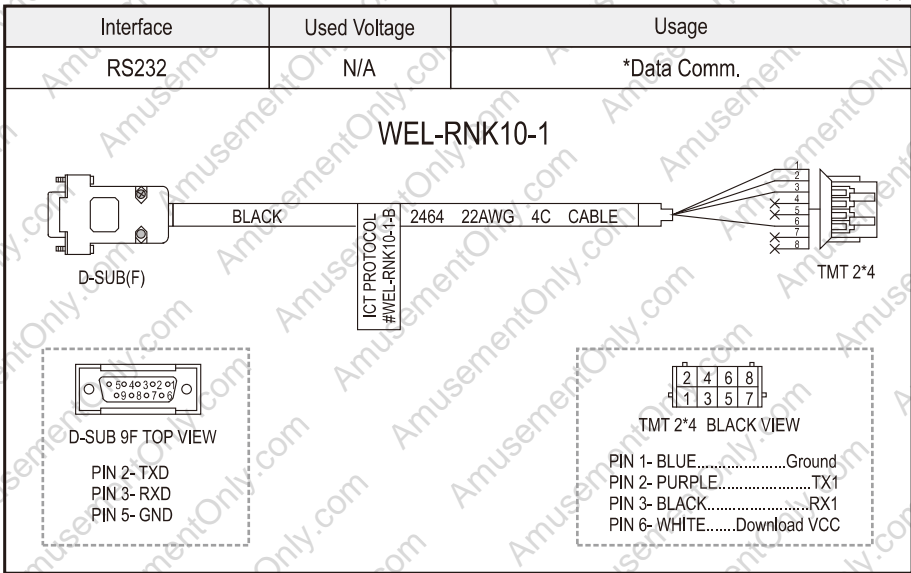
| Interface | Used Voltage | Usage | Harness | Page |
|-----------|--------------|---------------------|---------------------------------|------|
| Pluse | 12V DC | Power & *Data comm. | WEL-NE7708 | 8 |
| RS232 | N/A | *Data comm. | WEL-RNK10-1 or 2-BA-RNK10 | 9 |

*Date Comm.: Data Communication.

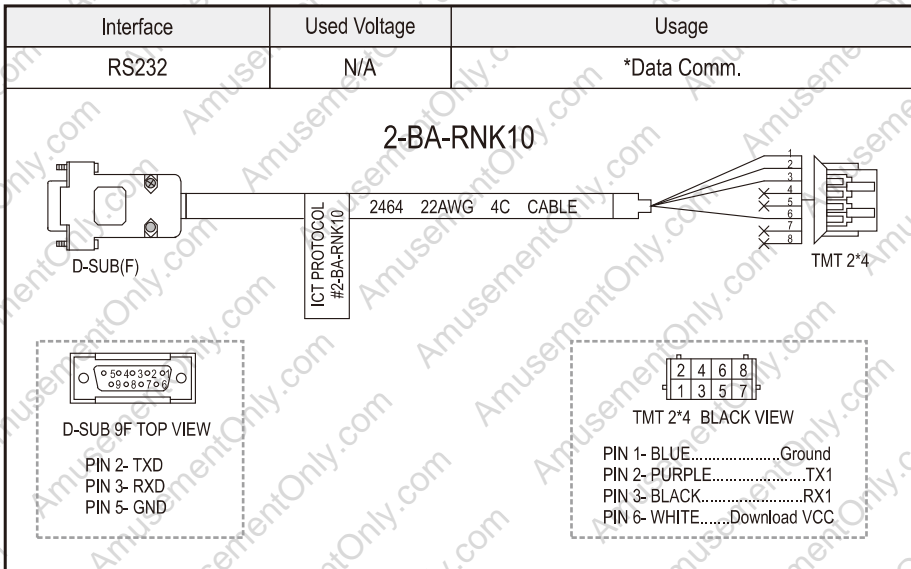
5-1 FIG.01



5-1 FIG.02



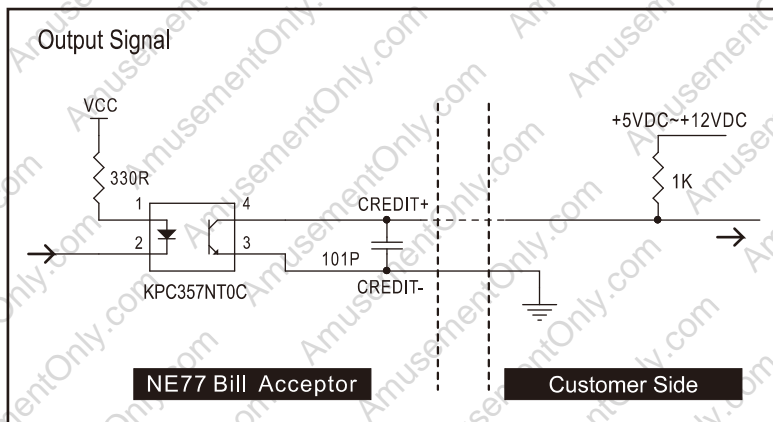
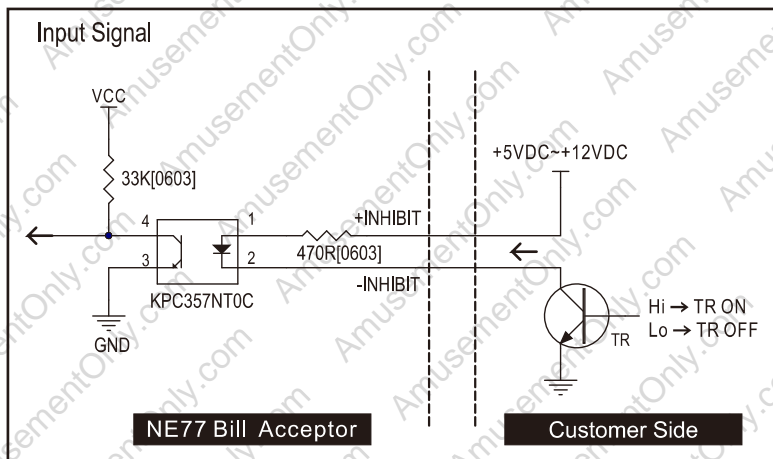
5-1 FIG.03



5-1-1. I/O Circuit

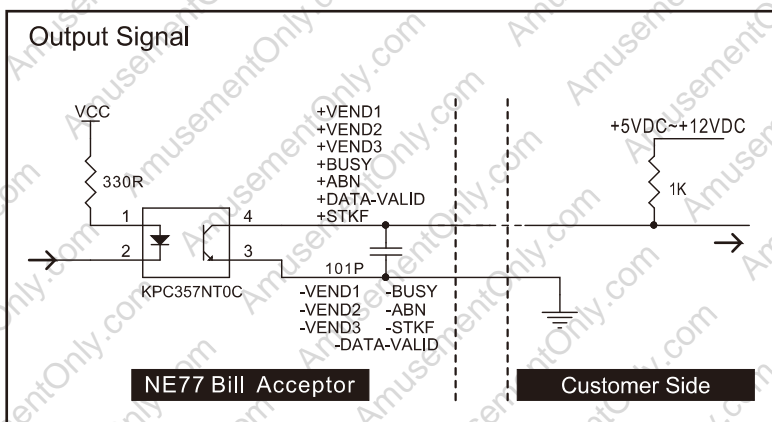
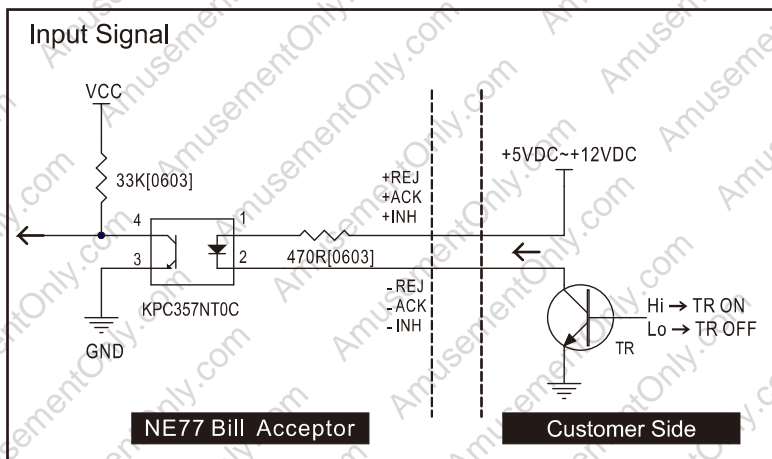
Pulse Interface-1

5-1-1 FIG.01



Parallel Interface-1

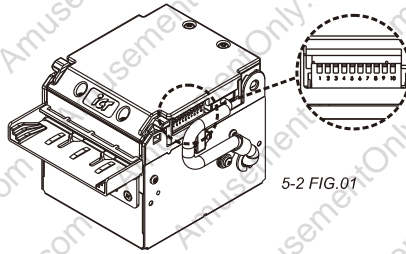
5-1-1 FIG.02



5-2. DIP Switch Setting

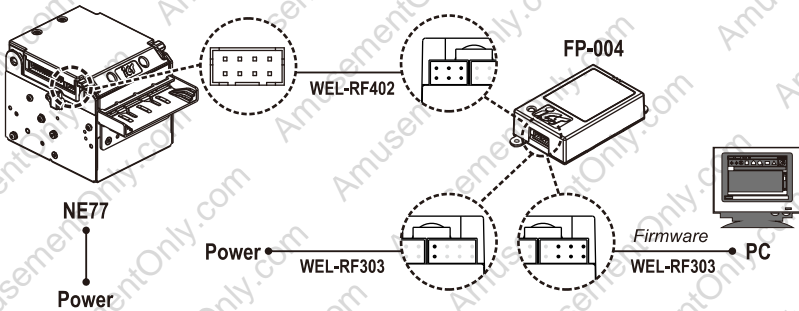
There's a serial DIP switches which is located on the side of NE77. According to different currencies or interfaces which are used by users, DIP switch settings could be varied to fit users' need.

Please refer to "NE77 DIP Switch Setting" Guide in the package for more detail.



5-3. Software Download and Upgrade

To download and upgrade the software to NE77, the programmer (FP-004) is needed. Please contact ICT to purchase FP-004 and refer to FP-004 user guide for software download and upgrade information.



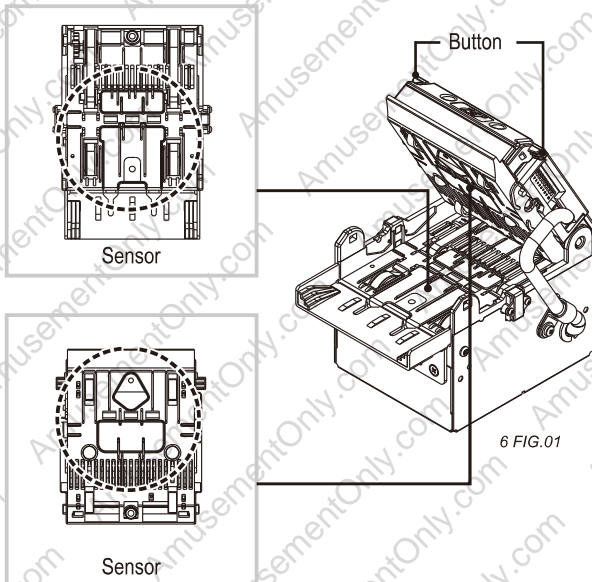
Turn on Bill Acceptor after connecting.

6. Maintenance

To make sure the bill acceptor always works smoothly, please clean the internal parts regularly.

To clean the internal parts:

1. Turn Bill Acceptor off.
2. Press the buttons on the side of bill path and pull the unit out.
3. Use a soft, dry cloth, or towel to clean the bill path and sensors.



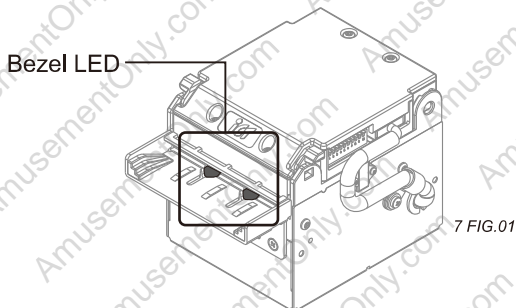
Maintenance Notice

(Any improper maintenance will result invalid warranty.)

| | |
|--------------------|---------------------------------|
| Recommended | Mild, non-abrasive, soap water. |
|--------------------|---------------------------------|

| | |
|-------------------|---|
| DO NOT USE | Organic solvent , Alcohol, Volatile liquid. |
|-------------------|---|

7. Troubleshooting



7 TABLE 01

| Flashes | | Status | Corrective Actions |
|---------|-------|--------------------------------------|---|
| Red | Green | | |
| 1 | 1 | Bill Jammed | Open bill path unit and then remove the jammed bill. |
| 2 | 1 | BA Inhibit | Inspect for right DIP switch setting. |
| 3 | | Judge Sensor / Input Sensor Error | Inspect for foreign objects on sensor or bill path and clean. |
| 3 | 1 | Anti-fishing Sensor Error | Inspect for foreign objects on sensor or bill path and clean. |
| 3 | 2 | Hook Error | Inspect for foreign objects on sensor or bill path and clean. |
| 3 | 4 | Output Sensor Error | Inspect for foreign objects on sensor or bill path and clean. |
| 4 | 1 | Fish | Inspect for foreign objects on sensor or bill path and clean. |
| 7 | 1 | Motor Error | Inspect for foreign objects on sensor or bill path and clean. |



If the error can not be solved after corrective actions or happen again, please contact ICT for technical support.

ict Taiwan

International Currency Technologies Corporation

No.28, Ln. 15, Sec. 6, Minquan E. Rd., Neihu Dist., Taipei City 114, Taiwan

sales@ictgroup.com.tw (For Sales)

fae@ictgroup.com.tw (For Customer Service)

Website: www.ictgroup.com.tw

