

# 100th DAY OF SCHOOL print and craft



click  
to  
follow

A

DAB

of

GLUE will do



TERMS OF USE (TOU)

I know that you have many options when choosing to purchase learning resources so I want to thank you personally for purchasing this from **A Dab of Glue Will Do**. If you have any questions please email me at [jennifer@adabofgluewilldo.com](mailto:jennifer@adabofgluewilldo.com). Please remember to leave feedback on this product so you can earn credits that can go towards your next purchase.

Jennifer Hamilton 

You May:	You May Not:
<ul style="list-style-type: none"> <li>• Use this item for your personal use</li> <li>• Use this item for your classroom and/or students</li> <li>• Purchase unlimited licenses for others to use this item at 10% off the original price</li> <li>• Review this item for the purpose of recommending it to others as long as there is a direct link for it to be purchased from A Dab of Glue Will Do</li> </ul>	<ul style="list-style-type: none"> <li>• Give this item to others</li> <li>• Copy this item for use by others</li> <li>• Post this item on a website (Including a personal website, classroom website, or district Website)</li> <li>• Copy or modify any part of this document to offer to others for free or for sale</li> </ul>

Language courtesy of Selling Strategies

Font & Clipart Credits:




JOIN our  
**newsletter**  
for  
new  
exclusive  
blog posts & resources  
freebies, sales & coupon codes

Click **HERE** to have this  
and more delivered to  
your inbox.

# 3 WAYS TO COMPLETE


- 1) print paper and let kids color
- 2) trace template on file folder



Print this page on heavy cardstock and use as a template. Cut the pieces out.  
Trace the template onto construction paper and cut out. Glue the pieces together.

Copyright © A Dab of Glue Will Do

- 3) print pages on colored paper




Print this page on green paper.  
Each student needs one page printed.

Print this page on yellow paper. Multiple pieces have been combined on one sheet to save paper.  
Each student needs one piece from this page.


Print this page on yellow paper. Multiple pieces have been combined on one sheet to save paper.  
Each student needs one piece from this page.

Print this page on yellow paper. Multiple pieces have been combined on one sheet to save paper.  
Each student needs one piece from this page.

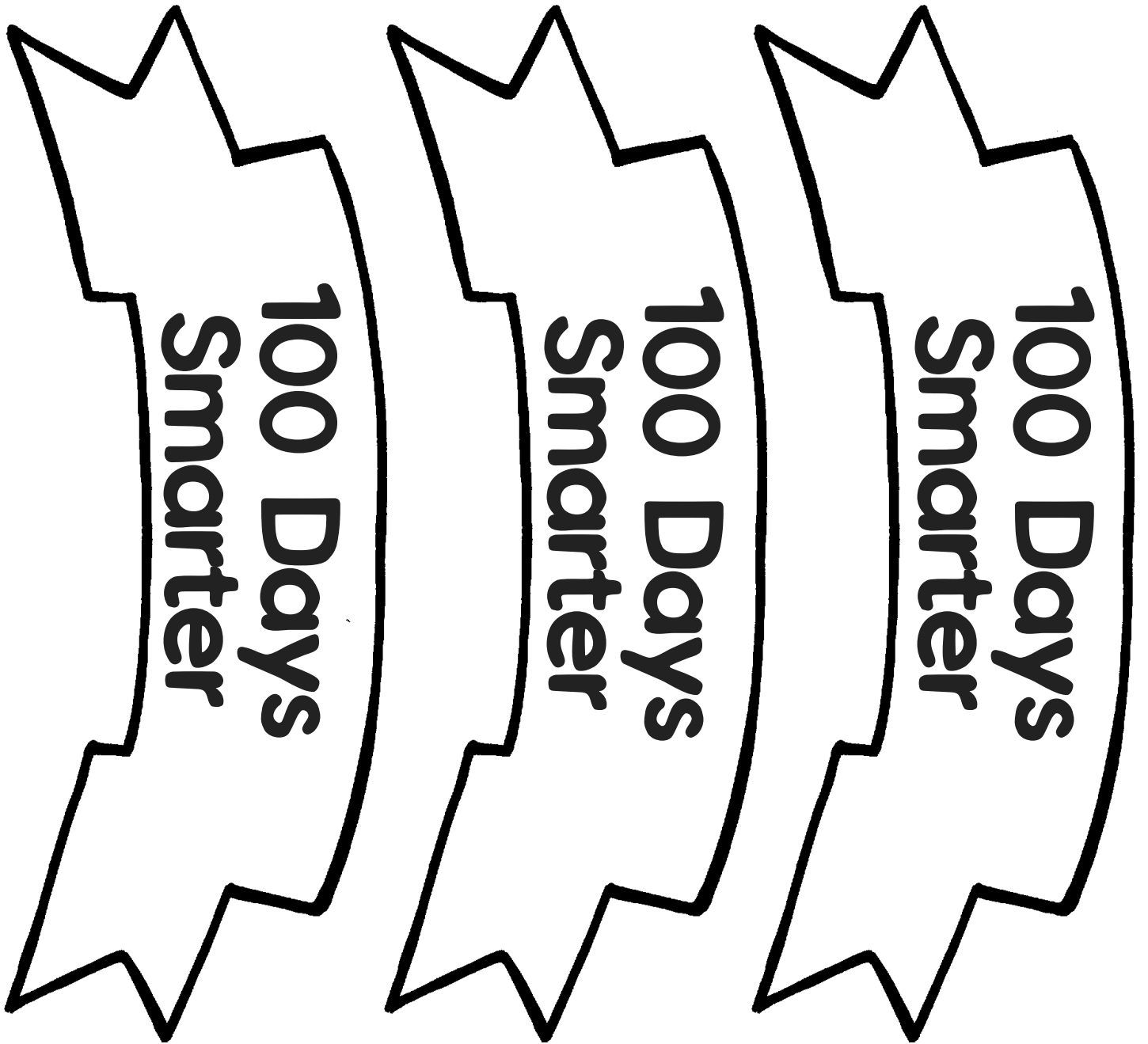




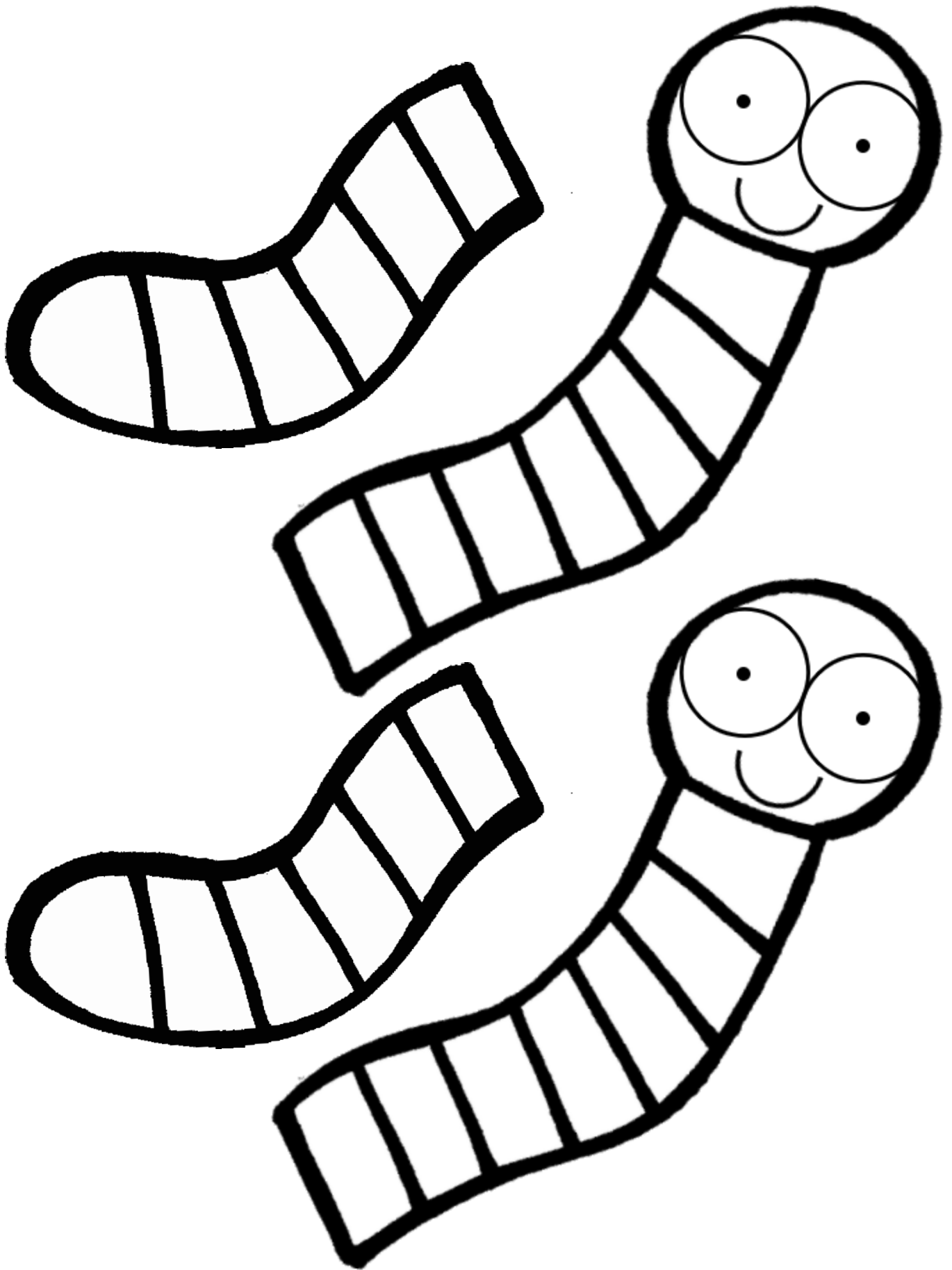
Print this page on heavy cardstock and use as a template. Cut the pieces out. Trace the template onto construction paper and cut out. Glue the pieces together.







Print this page on heavy cardstock and use as a template. Cut the pieces out. Trace the template onto construction paper and cut out. Glue the pieces together.



Print this page on heavy cardstock and use as a template. Cut the pieces out.  
Trace the template onto construction paper and cut out. Glue the pieces together.

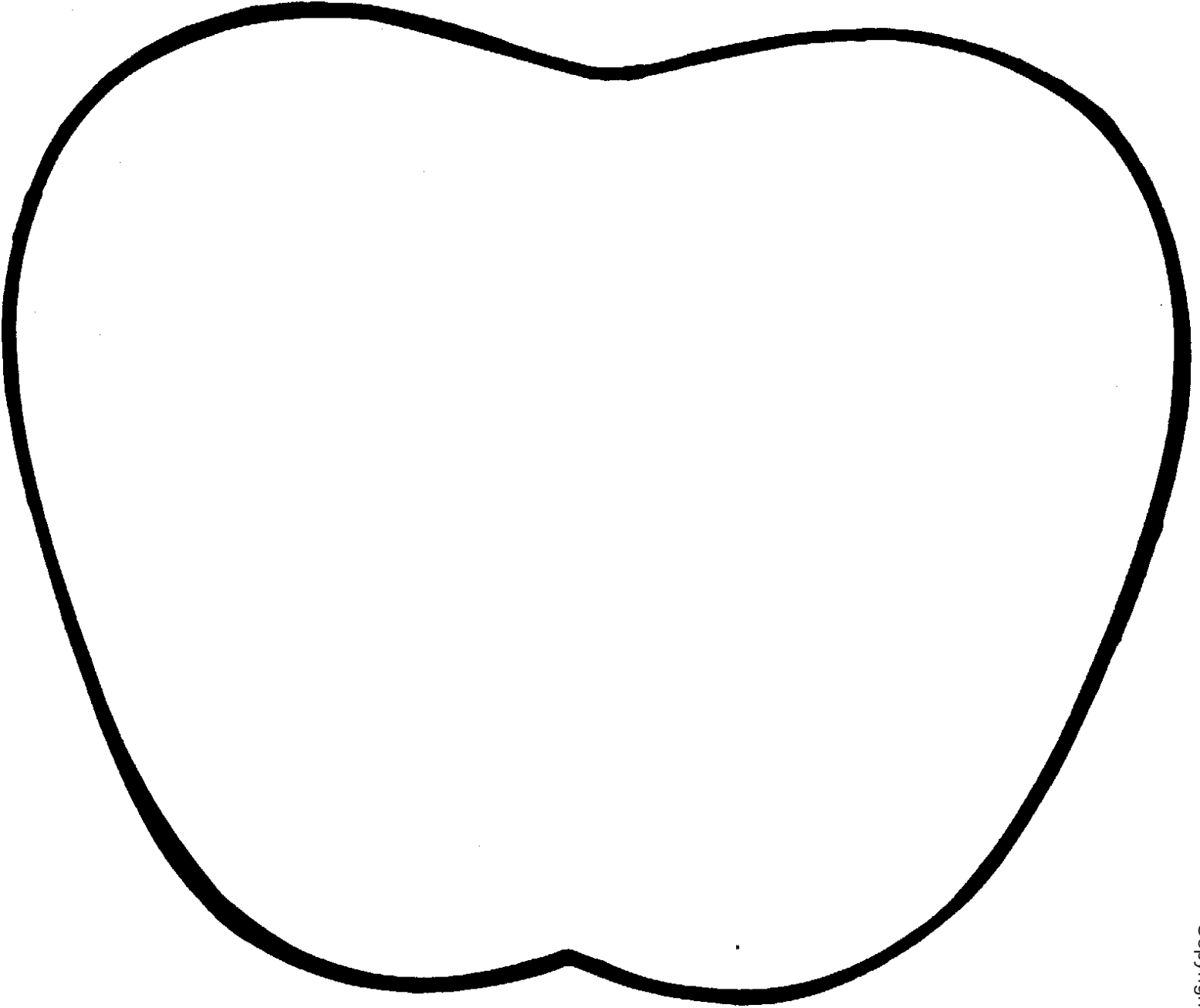


Print this page on light green paper. Multiple pieces have been combined on one sheet to save paper.  
Each student needs one piece printed.







Print this page on dark green paper. Multiple pieces have been combined on one sheet to save paper.  
Each student needs one piece printed.


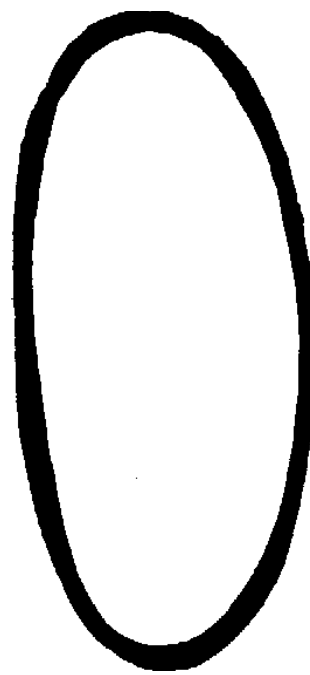

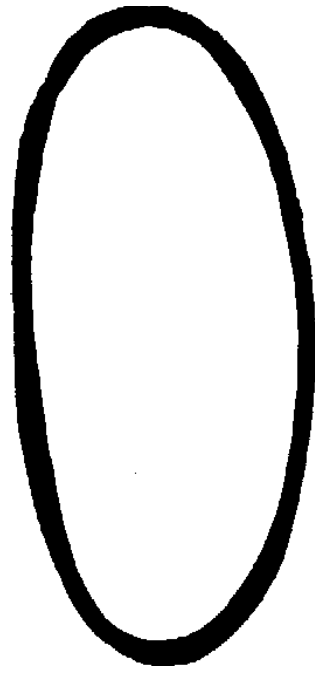
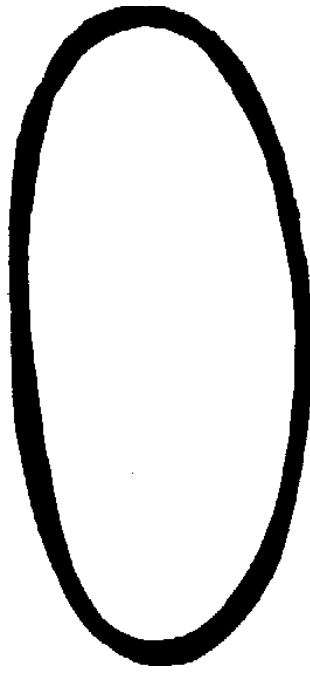





Print this page on red paper.  
Each student needs one page printed.



Print this page on brown paper. Multiple pieces have been combined on one sheet to save paper.  
Each student needs one piece printed.



Print this page on black paper. Multiple pieces have been combined on one sheet to save paper.  
Each student needs one piece printed.

**If you could have 100  
things, what would you  
want?**

Handwriting practice lines consisting of solid top and bottom lines with a dashed midline, repeated 10 times for writing.

**What would you NOT  
want 100 things of?**

Handwriting practice lines consisting of solid top and bottom lines with a dashed middle line, repeated 10 times for writing.

**If you had \$100 what  
would you buy and why?**

Handwriting practice lines consisting of solid top and bottom lines with a dashed middle line, repeated 10 times for writing.

