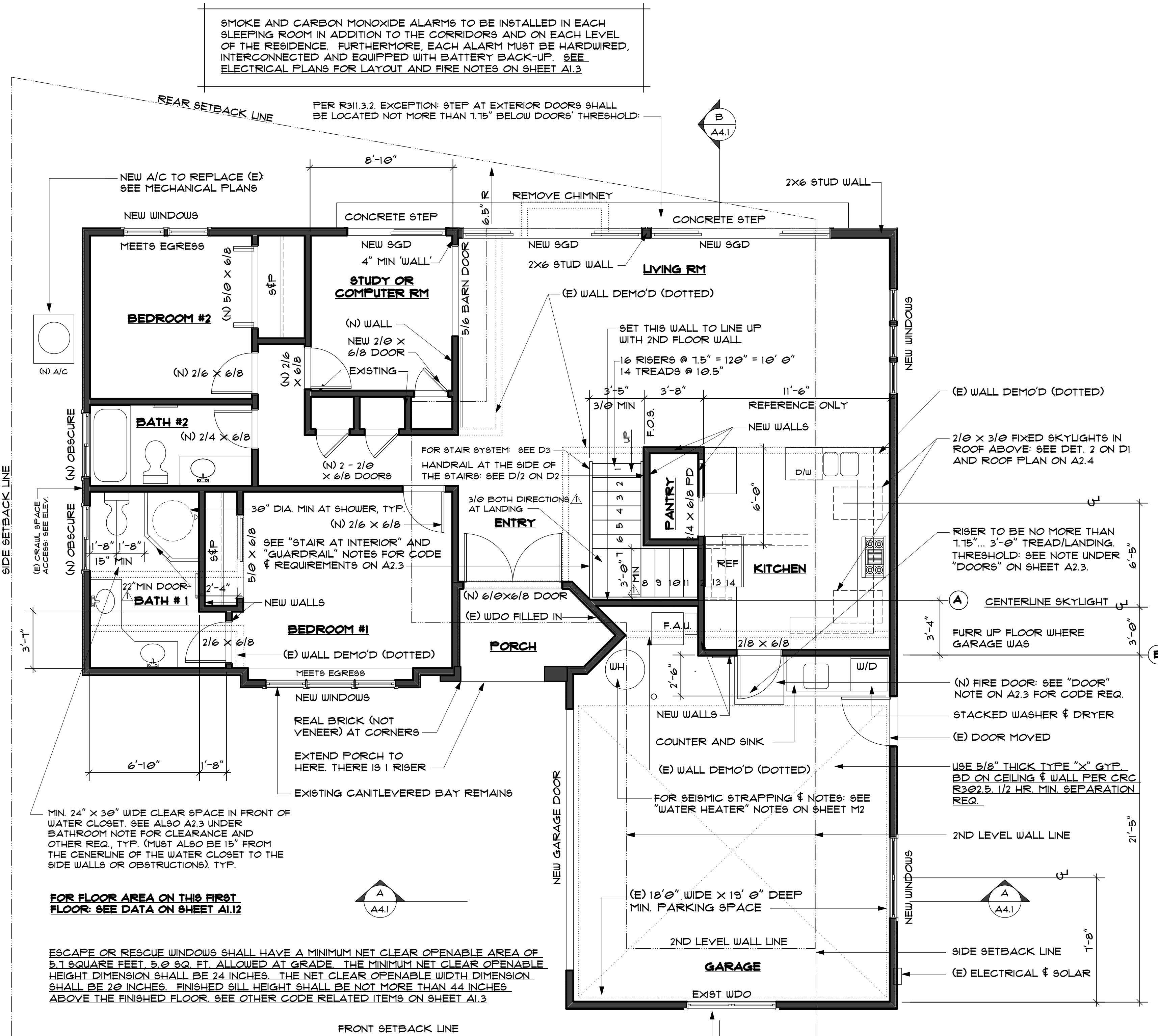
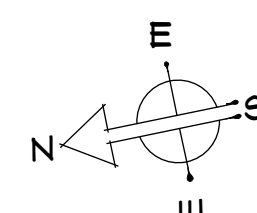
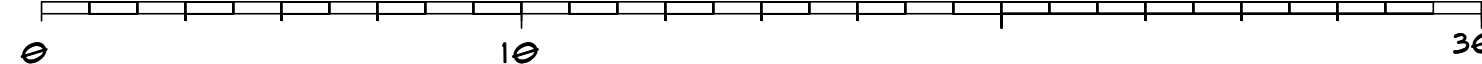


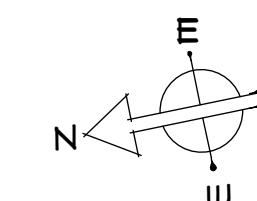
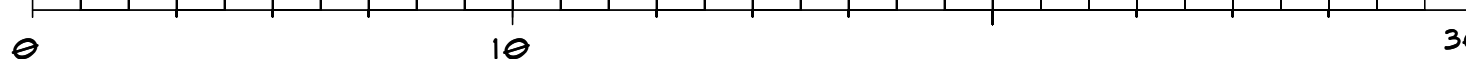
EXISTING FIRST FLOOR PLAN

SCALE: 1/4" = 1'-0"



NEW FIRST FLOOR PLAN

SCALE: 1/4" = 1'-0"



SMOKE AND CARBON MONOXIDE ALARMS TO BE INSTALLED IN EACH SLEEPING ROOM IN ADDITION TO THE CORRIDORS AND ON EACH LEVEL OF THE RESIDENCE. FURTHERMORE, EACH ALARM MUST BE HARDWIRED, INTERCONNECTED AND EQUIPPED WITH BATTERY BACK-UP. SEE ELECTRICAL PLANS FOR LAYOUT AND FIRE NOTES ON SHEET A1.3

PER R311.3.2. EXCEPTION: STEP AT EXTERIOR DOORS SHALL BE LOCATED NOT MORE THAN 1.15' BELOW DOORS' THRESHOLD.

MIN. 24" x 30" WIDE CLEAR SPACE IN FRONT OF WATER CLOSET. SEE ALSO A2.3 UNDER BATHROOM NOTE FOR CLEARANCE AND OTHER REG. TYP. (MUST ALSO BE 15" FROM THE CENTERLINE OF THE WATER CLOSET TO THE SIDE WALLS OR OBSTRUCTIONS). TYP.


FOR FLOOR AREA ON THIS FIRST FLOOR: SEE DATA ON SHEET A1.2

ESCAPE OR RESCUE WINDOWS SHALL HAVE A MINIMUM NET CLEAR OPENABLE AREA OF 5.7 SQUARE FEET. 5.0 SQ. FT. ALLOWED AT GRADE. THE MINIMUM NET CLEAR OPENABLE HEIGHT DIMENSION SHALL BE 24 INCHES. THE NET CLEAR OPENABLE WIDTH DIMENSION SHALL BE 20 INCHES. FINISHED SILL HEIGHT SHALL BE NOT MORE THAN 44 INCHES ABOVE THE FINISHED FLOOR. SEE OTHER CODE RELATED ITEMS ON SHEET A1.3


PROVIDE FIXED LOUVERED OR SCREENED OPENING OR EXHAUST VENTILATION TO THE OUTSIDE WITH EXHAUST OPENINGS LOCATED WITHIN 6 INCHES OF THE SLAB. THE NET CLEAR AREA OF THE LOUVERED OPENINGS OR THE OPENINGS INTO THE EXHAUST DUCTS SHALL BE NOT LESS THAN 60-SQUARE INCHES PER CAR STORED. TWO EXISTING VENTS ARE ON THE SOUTH WALL.

VERIFY ALL DIMENSIONS IN FIELD. IT SHALL BE THE CONTRACTOR'S RESPONSIBILITY TO NOTIFY THE ARCHITECT IMMEDIATELY OF ANY CONFLICTS, DISCREPANCIES, OMISSIONS AND/OR ANY OTHER CONDITION THAT MAY AFFECT OR PREVENT THE FULL IMPLEMENTATION AND ACCURATE EXECUTION OF THE WORK IDENTIFIED WITHIN THESE DRAWINGS.

1: DIMENSIONED STAIR INTERMEDIATE LANDING TO BE 3/0 MIN
2: CHANGED SHOWER DOOR TO BE 22"



CHRIS RIDGWAY ARCHITECT, INC.
610 POPLAR STREET, HALF MOON BAY, CA 94015
PH: 650 672 6301 WEB SITE: CRARCHITECT.NET
EMAIL: CRARCHITECT@COASTSIDE.NET



NEW ADDITION & REMODEL FOR:
RICK & HELEN DALTON
ADDRESS: 3300 CHRISTIAN DR., BELMONT, CA 94002

REVISED 8/1/18

JOB # 1704

SCALE AS NOTED

DATE 06/13/18

SHEET A2.1